

Raw Hide Gazette

Copyright © 2002 by PSLAC, All Rights Reserved

"Without question, the Raw Hide Gazette is by far the best and most informative and comprehensive Guild publications of all of them! You are to be commended for your very fine and professional efforts. Keep up the good work. With admiration"
/signed/

Al & Ann Stohlman, December 1997

Volume 8, Issue 1

Puget Sound Leather Artisans Co-Op

April 2002

Hide Highlights

- Robb Barr Passes Away
- Harry's Happenings
- From The Dusty Workbench
- Address Book Cover by Dusty
- Book Binding Class in June
- Leather Items Needed
- New Contest Announcement
- A Visit to a Barcelona Leather Coat Factory
- Ever tried Ink for Leather Dye?
- Buy Bulk and Save
- Some Tips for the Small Craft Area
- March Meeting Sharing
- Having Fun with Dying Leather
- Safety Data Sheets
- Leather Factory /Tandy Leather Expanding Into Canada

Meeting Announcement

NEXT MEETING:

Meeting time: 2-5pm
April—14th
at MacPhersons
(see back page for map)

Robb Barr Passes Away


To the many friends of Robb Barr:

I am so sad to tell you that Robb passed away peacefully in his sleep March 16th— Saturday night. He had not been too well lately and we both had thought he would still have more time. It was devastating news. He left behind many wonderful memories and many friends worldwide. I know he would want his friends to remember the good times you had together and all the jokes he told.

The funeral will be held at the House of Prayer in Bismarck, ND this Saturday at 2 pm For those who want to send flowers, please send them to the funeral home:

East Gate funeral Home
2302 E. Divide Ave
Bismarck, ND 58501

Cards can be sent to his sister:



Cheryl Peterson
1317 N. 16th St
Bismarck, ND 58501

Treasure the memories you have of him as he was an Original! I know he would want you to remember him and all the good times.

Ann Waters

REMEMBER Last Reminder: The Bill

Churchill

Children's Leather Program
AWARD Nomination Form

for the Year 2002

Send in your **nominations by**

April 30, 2002



Proposed Award Medal designed
by Dale Buckenberger

Puget Sound Leather Artisans Co-Op

From the Bismarck Tribune Newspaper for Robert Barr

Robert James Barr, 51, Bismarck, died and was cremated in Colton, Calif., on March 17, 2002. A memorial service will be held at 2 p.m. Saturday at House of Prayer Lutheran Church, Bismarck.

Robert "Robb" was born Sept. 7, 1950, in Warren, Minn., to Joyce and Robert H. Barr. In 1965, the family moved to Bismarck. Robb graduated from Bismarck High School in 1969, and then moved to Denver to attend broadcasting school. He began learning leathercarving while living in Colorado and later returned to Bismarck to pursue this art as a career.

Eventually, Robb developed his own pattern books and a unique three-dimensional carving technique. Over the years he won many awards, the most prestigious being the **Al Stohlman award**, which is the highest achievement awarded in leathercrafting. In addition, he taught his skills to students in the United States, Australia, Europe and Asia. He was on a teaching tour at the time of his death. Much of Robb's artwork will be permanently on display at the **King Museum** in Sheridan, Wyo., as part of its Al Stohlman display.

Robb is survived by his stepmother, **Jean Barr**; his sisters and brothers-in-law, **Sandi and Jim Murray**, and **Cheryl and David Peterson**; many nieces and nephews; and two very dear friends, **Eleanor White and Sister Barbara Weber**.

His parents preceded him in death.

Per Robb's request, there will be a farewell party at 7 p.m. Saturday at the Tumbleweed in Lincoln. All dear friends are welcome to attend. (Eastgate Funeral

The Leathercraft Store
*Offering a Discount to PSLAC
members*

Service, Bismarck)

Harry's Happenings...

...at the March Meeting

When I got to the March meeting, **Len Madison** was going over details and passing out handouts for our pending workshop.

I tried writing this last evening, but when I read the notes I could not. Our instructor was **Robb Barr**, who just died in his sleep this weekend. I never met him officially. I remember those twinkling eyes, though, from seeing him at the **Pendleton Trade Shows**. You could just tell they were full of the devil. I will also have a signed set of his Rocky Mountain Elk design pack. He was at **Hidecrafters** when I ordered it. The inscription reads, *"I hope you have many hours to carve, Yours in leather, Robb Barr."* He is a great example of how precious talent and life itself is.

On the way to work this morning, I had a cool vision: Robb had joined **Al Stohlman, F. O. Baird, Ken Griffin** and our own **Bill Churchill**, at the celestial workbench, where the debate continues on the best methods of carving leather! The cool part is there are several empty stools about, one hopefully for me—and they are all smoking cigars! Now that's my vision of a real heaven.

Back to business. **General Seymour** announced that MacPherson's has a sign up sheet for General's Figure Carving classes. They will start in the fall. If you want some good instruction, consider going. I have seen some of General's work and it is exquisite.

Paula Marquis graciously will give us an all day workshop on bookbinding. I will be at that one. She gave us a list of tools to acquire. Promises to be great.

The Show and Tell table had quite a few items. **Ken Imus** showed an Easter egg

project that he also provided project sheets for. He also brought in a suede pouch and embossed horse head.

Woody has been busy also. He showed two barrettes, a mushroom key fob, and a couple eagle plaques he said were *"practice pieces."* Looked good to me.

He also brought a **Jackie Holliday** eagle which is also a practice piece.

Sister Rachel had several Easter cards and Saint Patrick items that are just beautiful. She says she just wanted to show us some possibilities on using scrap leather. They are really nice.

The most interesting item was a batik

Brettun's Village Shops
*Offering a 10% discount to the PSLAC
members*

died CD case cover by **Barbara Lord**. Instead of wax, she used a piece of velum with razor cuts in it. She said the only draw back was each color had to have its own area or the other colors bleed through. That is the kind of innovation that makes the meetings so interesting.

We also received a sea snake skin, a green lizard skin, a water snake and boa skins for the kids Hide Game. These are from **Kevin at the Spokane Leather Factory Store**. Many thanks, Kevin.

Jeff Bement will demo Sheridan Style carving at the May meeting.

Remember to get the applications in for the Churchill award by April 30th.

The **April** meeting will be held at **MacPherson's** at 2:00 pm.

The **June** meeting will feature the annual BBQ and flea market, along with the first annual presentation of the Churchill Award.

Harry Smith
HSmith9441@aol.com

March Meeting Sharing



**Ken Imus'
latest project**



**Black powder
bag by Ken Imus**

Photos by Dusty Wert


**Eagle feather by Jackie
Holiday and Woody did the flag
and mounted them on a plaque**



**Tooled barettes by
Woody**



**Eagle by
Woody**



**Key fob by
Woody**


Having Fun with Dying Leather

Two months at our PSLAC meeting we had a batik demonstration using wax and leather dye on leather. I really liked the effect, but did not like the cleaning up afterwards.

I wanted to make a CD case to carry CD's around in the car. I decided to experiment and see what I could come up with.

I purchased some clear **velum paper** at my local craft store and decided to poke some holes in the paper, cut it, and even stab it with a knife. Then I moved the velum paper around on the dry leather in various positions while using **Fiebing's** leather dyes and a dauber. I finished with one color then did the same thing again to the velum paper for the next colors. The effect was different with each color because the hole and cuts I put in the velum paper were not the same.

I used three colors then sprayed the leather with **Super Sheen**, laced my CD case then added a metal bead to the keep the CD case closed. If anyone else thinks of other ways to dye leather please feel free to share. Thank you for your time.



Barbara Lourdes
Pacific, WA.

March Meeting Sharing

Ken Imus got in the Easter spirit with a project by Al & Ann Stohlman



Sister Rachel remembers the Easter bunny too



Photos by Dusty Wert

Holiday Ideas

St. Patrick's day remembered by Sister Rachel





Photos by Dusty Wert

Woody showing “How to Give a Leather Demo”

Semi-Local Leather News...

...from Tandy Leather

We're growing again! On March 1, 2002 we opened a store in **Boise, Idaho**. If you live in the area, stop in and say “hi” to our store manager **JoAnne Tackitt**, and her crew. But best of all have fun shopping for leathercraft supplies in person! This continues our goal of re-establishing a nationwide chain of **Tandy Leather Company stores**. We will keep you informed of new store openings as they happen.

How to contact our new store in Boise, Idaho:

Tandy Leather Company
 285 North Orchard
 Boise, Idaho 83706
 208-375-5589, Toll-Free 800-930-2850
 Fax 208-375-7168
 JoAnne Tackitt – Store Manager



Introducing “The Celtic Corner”

Each month a new copyright-free Celtic image will be published. These Celtic patterns can make an ideal leather accent for your projects. Some images, like the one shown, give an indication of the lines to bevel and which line cross over each other.

Enjoy,

Bob Stelmack
 Wellingore, UK



From the Dusty Workbench

From The Dusty Workbench

Well, I received two pattern packs in the mail from **Hide Crafters** and I'll bring them to the meeting on March the 10th for all to see.

The Classic Collection #6005-07 is How to Make a Western Saddle by John Wilson. It has 46 pages and 132 illustrations and is a reprint from six issues of the Leather Craftsman Magazine.

The Classic Collection #6005-08 is Native American Projects & Designs by Elsie V. Hanauer. It has many projects in 21 pages. The projects are:

- Mini Indian Pad Saddle
- Tomahawk
- Indian War Club
- Ceremonial Mask
- Mini Mexican Saddle
- Riding Quirk
- Leathercraft Project Designs

All were printed with permission of the Leather Crafters and Saddlers Journal.

I went through the packs and they seem to be a good addition to a leathercrafter's collection. There is also a Navajo Bracelet in the 6005-08 pack that caught my eye. I think that I'll have to make one of those bracelets. You can see from the picture that it looks like it is going to be a fun project to do.



These pattern packs are Hide Crafters newest items and most likely will be in their next catalog, however the numbers I gave are the order numbers.

Dusty Wert

TWLeather, Inc.
*Offering a wholesale discount to the
PSLAC members*



Toll Free:
(800) 541-3264
**Bee Natural
Leather-
care**

*The ultimate in
leather care
products*

P.O. Box 820803, Vancouver, WA. 98682-0018
(360) 891-7178, FAX: (360) 891-7166
Email: bnatura@pacifier.com

SPOTLIGHT on PRO-CARV — Working and Tooling Leather Formulation

DIRECTIONS:


Dilute concentrate with water: 1 part PRO-CARV to 10 parts water is recommended for carving and tooling. When immersing the leather for shaping or forming, add 8 oz. PRO-CARV to 3 gallons of water.

NO CASING IS NECESSARY

Leather can be immersed or sponged with this solution. PRO-CARV eliminates the need to case leather. PRO-CARV allows you to begin working with the leather after immersing for 3-5 minutes because of the very rapid penetration into even the thickest hide. Allow the surface to dry somewhat before beginning forming or carving.

**Contact MacPherson's, Hide Crafters, Goliger's Leather,
and The Leather Factory for any of the fine Bee Natural
Leather products.** *Advertisement*


Address Book Cover by Dusty



Address book old and new parts



Rich putting the cover and the pages together



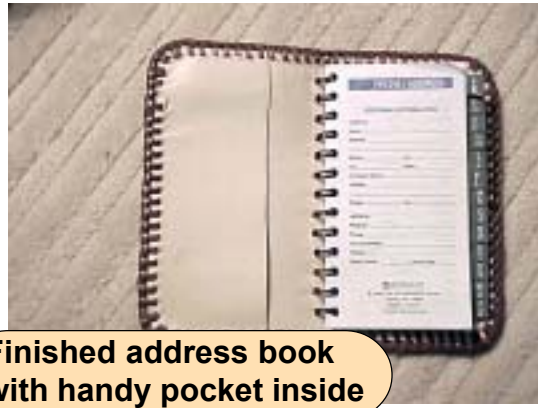
Tools that I used to make holes for lacing



Finished address book front



I used a screw punch with #6 tube



Finished address book with handy pocket inside

I got this address book which had a paper cover and a wire spiral to keep everything together. I wanted to make a cover from leather, so I decided to remove the paper cover to use as a pattern. I traced the outside pattern directly on the flesh side of a vegetable tanned calf skin and also traced the wire holes. I used a #6 tip on my Screw Punch to punch the wire holes.

I wanted two pockets in the address book and that was easy to do. Cutting two strips of same kind of leather that made the cover, I glued them as pockets. Using an awl, I punched the holes for lacing. After I laced it up, I had Rich put it together. He only broke a fingernail and a thumbnail—that should cure him of helping me for sure :-(-.

It is real handy. I use the pockets for my postage stamps and my business cards.

As you can see, I only cut my name in the cover. When I took it for Show & Tell, at this months meeting, Woody didn't think that I made it because it didn't have a "COW" on it. It isn't finished and as soon as I find my cow pattern I will most likely tool it on the cover. Why don't you try making a simple cover like this one? You may find it a nice item to show off your handy work—for all to see.

Dusty Wert

**Start a Child in
Leathercraft Today**



**Bill Churchill's
Childrens
Leather Program**

*Confidence
Observation
Practice
Imagination*

RawHide Gazette

Editor / Publisher: Bob Stelmack
Co-Founders: Bill Churchill &
General Seymour
Treasurer/Secretary: Jeff Bement

*Copyright © 2002 PSLAC, Puget Sound Leather
Artisans Co-Op*

The *RawHide Gazette* is published monthly (12 times a year). Address for information and correspondence: PSLAC, c/o Jeff Bement, 3942 SW - 329th PL, Federal Way, WA 98023, U.S.A.

email: Jeffbement@aol.com

The *RawHide Gazette* is provided to the Puget Sound Leather Artisans Co-Op as a part of their membership benefits. Annual dues are \$24.00 USD per year.

All submissions are subject to editing for clarity and length. All articles submitted must be accompanied by name, address and permission of writer.

POSTMASTER: Send address changes to PSLAC, c/o Jeff Bement, 3942 SW - 329th PL, Federal Way, WA 98023, U.S.A.

Advertising Rates

The *RawHide Gazette* now offers advertising space to interested parties. Ad spaces are as follows:

- 1/4 Page or Business Card \$60 USD
- 1/2 Page \$110 USD
- 1 Full Page \$200 USD

These rates cover a six month time period. PSLAC members are entitled to a 25% discount. Leather companies supporting PSLAC are given free Business Card size advertisement, additional space at regular rates.

**Book Binding
Class in June**

Paula Marquis will be running a Book Binding class on the 8th of June-at the clubhouse, times to be announced in the May newsletter if not before. The cost is \$35.00 and covers everything except the leather for the cover. At the April meeting Paula will give ideas on what to use and get. The class is limited to 10 and we have 3 signed up already. There will be more info at the April meeting and I'll be taking names of those who wish to sign up for this class.

Woody Collins

**Leather
Items
Needed**

The Co-op has the full display case at the Auburn Library this year and I need items to put in. Please bring display items to the April meeting or to me before April 29th. We have the case for the month of May and I will return Items at the June Meeting. Let's

let everyone know what we do. I'll use all that I can get in and have room for, so just bring them to the meeting.

Woody Collins

**New Contest
Announcement**

I would like to announce that there is a **RawHide Gazette** Cover Contest, details at the April meeting. The Prize will be a **Tandy Pro Swivel knife**. Entries will be judged and prize awarded at the June Bar-B-Que. So everyone start thinking up your designs and look for details at the meeting and in the May newsletter.

Woody Collins



Spring is here!

PSLAC Membership Application

If you know someone who is interested in leathercraft — give them this information:
Puget Sound Leather Artisan Co-Op MEMBERSHIP APPLICATION

YOUR NAME: _____
STREET ADDRESS: _____
CITY, STATE, ZIP: _____
PHONE NUMBER: (____)____-_____
E-Mail: _____

Send this form along with \$24.00 (\$10.00 for Internet Membership) your first years dues to:

Jeff Bement
3942 SW - 329TH PL
Federal Way, WA 98023
U.S.A.

*If you would like to subscribe to *The Leather Crafters & Saddlers Journal* through the Co-Op and include an additional \$29.00 for a one year subscription.*

The Bill Churchill Children's Leather Program AWARD Nomination Form for the Year 2002



PSLAC Mission is...

- To further the enjoyment of leather and to help others learn more about the real joy of leather - working as a group and sharing ideas and knowledge of leather, its uses and how to use it. To pass on this knowledge to others and then have them pass it on to the new members who come later.
- Form a fellowship with peers, young and old, expert and non-expert, anyone who has the love of leather.
- To show and demonstrate to people outside the Co-Op leather in all forms and try to help them to become interested in leather...to share...time and talent, with all others in the Co-Op -- especially the young.

The **Bill Churchill Children's Leather Program Award** is designed to recognize PSLAC members who are carrying on those principles of the PSLAC mission.

Nominations can be made by any PSLAC member and should be in writing. This form can be used, or any other written method is acceptable.

The nominations should give reasons and examples of why they feel the nominee should receive an award.

- How have they helped further the craft?
- Are they active in PSLAC activities?
- Do they help promote leather craft by fair entries, demonstrations, etc.
- Helped generate interest in others to pursue the craft.
- Willing to share knowledge for the benefit of all.

The PSLAC directors would make the decision for each year and the award would be only once in a person's lifetime. The award would include a medal similar to the Stohlman award with a replica of Bill's hands and his axiom: C.O.P.I. (confidence – observation – practice – imagination).

Send your **nominations by April 30, 2002** to:

PSLAC
c/o Jeff Bement
3942 SW - 329th PL
Federal Way, WA 98023
U.S.A.

...or... email to stelmack@nwlinc.com

J & W LeatherCrafters

*Offering a 10% discount to the PSLAC
members*

Trader's

*Stitching Posts at Wholesale
Offering PSLAC Members a Discount*

RULES:

1. The award may only be won once in a lifetime.
2. The Directors will evaluate the nominations and decide on a winner – one each year.
3. If one of the Directors is nominated, that Director will be replaced by another PSLAC member for the purposes of selecting a winning nomination.
4. The award will be give out at the summer PSLAC Annual Bar-B-Que.
5. Nominations will be due by April 30th.

**The Bill Churchill Children's Leather Program
AWARD Nomination Form for the Year 2002
*Give examples for each category:***

Nominee: _____

How have they helped further the craft?

Are they active in PSLAC activities?

Do they help promote leather craft by fair entries, demonstrations, etc.?

Are they willing to share knowledge for the benefit of all?



Photos by Bob Stelmack

A Visit to a Barcelona Leather Coat Factory

A vacation in Barcelona, Spain was a welcome break from the cold, drizzle of England. **Karen** and I along with Karen's brother and his family took a long weekend to visit a warmer climate. Barcelona is home to some of the most unique architecture by the architect - Gaudi. Gaudi's designs are very "art nouveau" and are sprinkled throughout the city. The fancy architecture even includes a cathedral still in process that will be finished long after my grandchildren are dead and gone.

We "happened" upon a local resident,

while taking pictures of the fabulous architecture. The local resident, Jose, talked about the ins-and-outs of the city on our walk. It turns out that he was the co-owner of a leather shop in the city and invited us to stop by after the siesta time.

There were many shops in this city specializing in leather goods and Jose's shop was no exception. At the amazing young appearing age of 72, he was quite the leather tailor and even spent time in the USA with his skills.

His shop was like so many others, but his part time basement factory was quite a treat.

Jose took us downstairs and showed us one of his three factories for making the leather coats. The factory he showed us was the smallest and the one for making custom coats and alterations.

The floor was covered in prime scraps of garment leather.

He showed us the metal covered cutting table where the cardboard patterns were placed over the sides of finished leather and patterns were cut with small utility knives.

The walls were covered with many patterns for different styles and coat sizes. There were piles and piles of leather sides already tanned, dyed and finished—ready for cutting and sewing.

Jose gets his leather finished with an



Jose



Cutting Table



Sewing Machine

Photos by Bob Stelmack



Leather Patterns

The Leather Factory -- Spokane
Offering a wholesale discount to the PSLAC members

MACPHERSON *Leather Company*
Offering a 30-40% off retail discount to the PSLAC members



Leather

acrylic impregnation to make the coat water resistant and delights in wetting the coats while you try them on.

Of course, not only was Jose a good tailor, but an excellent sales man and it makes me wonder if the "chance" meeting on the streets of Barcelona was really by chance?

Karen, Tom and myself all have new leather coats.

Bob Stelmack
Wellingore, UK



Photos by Bob Stelmack



Ever tried Ink for Leather Dye?

Winsor & Newton have come out with two ink packages to reduce the cost of the inks. Both packages come with the common black ink. These inks can be used the same way that spirit dyes are used. They can be blended and dry brushed. They seem to be as color fast as the spirit dye, but time will tell on a set of test leather pieces.

Bob Stelmack
Wellington, UK

Tips-Tips-Tips

Paper Strops -- Glue a piece of stiff paper to a smooth surface (ruler, 1" x 2" board, etc.) and rub in some jewelers rouge. Always ready while you carve.



Buy Bulk and Save

I used to buy those one pint containers of leather glue from the leather craft stores, but was always buying them. I finally went to the hardware store and purchased a large gallon container of PVA and "decanted" it into a smaller disposable container for use. Here you see a recycled shampoo plastic bottle, marked with its contents -- ready for use. Those shampoo bottles are great because the cap has a plastic piece that clears the hole when snapped back on. I picked up the gallon of PVA for the price I paid for a quart at the craft stores. Works great! Also, I picked up a tip from someone to always glue twice. First apply a layer of glue, fit the pieces, pull a part, let dry and then glue the second time for real.



1



2

Photos by Bob Stelmack



3



4

Some Tips for the Small Craft Area

Since I travel, space and weight is a premium for my leathercraft. My section of the house or apartment is limited in space and overweight household shipments are expensive.

Here are some of the space and weight saving tips from this leather craftsman.

PLEASANT VALLEY SADDLE SHOP
Offering a 20% discount to the PSLAC members

The marking pens, inks, dyes, brushes and all sorts of leather related items are

kept in stacking “pull-out” drawers. The ones shown here, (fig. 1) were picked up in Japan, but I have seen similar ones in the States. I chose the kind with a clear fronts so I can scan them for the item I’m searching for. They were relatively inexpensive, light weight and flexible in arrangement. They are stacked on one of those utility wire racks you can find in places like Home Depot.

Hide Crafter Productions
Offers a wholesale discount to PSLAC members

The large fishing box (fig. 2) holds most of my tools and odd parts. The slide out drawers make it easy to hunt for the edge beveler, skiver, or sewing needle.

The utility box (fig. 3) is ideal for those snaps and grommets. I also throw the snap and grommet setter into the utility box with the parts so I know where to find it. These utility boxes can be found in most hardware or sport fishing stores.

The last tip is my work surface saver (fig. 4). It is just a piece or two of hardboard cut to size and clamped to the table. My work table is an old table from an English Pub. If any one is interested, I'll draw up some details of the Pub Table -- it is quite sturdy and takes all my leather tooling action.

Cheers,

Bob Stelmack

Leather Factory Announces Tandy Leather Expanding Into Canada

FORT WORTH, Texas, March 7 / PRNewswire-FirstCall/ -- The Leather Factory, Inc. (Amex: TLF - news) today announced that its subsidiary, Tandy Leather Company, has expanded into Canada in a joint effort with The Leather Factory's Toronto (Mississauga), Ontario store. The Toronto location is the first combination store between The Leather Factory and Tandy Leather as it is carrying complete product lines from both companies.

HERITAGELEATHERCOMPANY
Offering a 20% discount to PSLAC Members
(15% on leather)

The Toronto store will service Tandy Leather retail customers as well as the more than 70 Tandy Leather dealers located throughout the Canadian provinces, in addition to its current Leather Factory customers. The Leather Factory store in Winnipeg, Manitoba will also make available Tandy Leather catalogs and ordering information, although the store will not carry an inventory of Tandy leather products at this time.

Wray Thompson, Chairman and Chief Executive Officer of The Leather Factory,

CLPW Leather
10% Discount for PSLAC Members

Inc. commented, *"This is our first combination location, selected because of the strength of the management team there. Toronto is a great test market for us to determine how a combination store will be received by the customers."*

The Leather Factory, Inc., (<http://www.leatherfactory.com>), headquartered in Fort Worth, Texas, is an international marketer and wholesale distributor of a broad product line including leather, leatherworking tools, buckles and adornments for belts, leather dyes and finishes, shoe repair supplies, saddle and tack hardware, and do-it-yourself kits, and is a manufacturer and distributor of fancy hat trims, leather lacing and kits. The Company distributes its products through 30 sales and distribution units located throughout the U.S. and Canada and through its subsidiary, Tandy Leather Company, via retail stores and mail/telephone/website orders (<http://www.tandyleather.com>). Its common stock trades on the American Stock Exchange with the symbol "TLF".

Safety Data Sheets

(ed note: A search on the Internet will yield the safety data sheets for most of the leather related products you use. As an example, here is the product safety

sheet for the PVA glue that makes a good leather adhesive -- goes on white, dries clear, is flexible and non-toxic.)

MATERIAL SAFETY DATA SHEET

Manufacturer's Name:
GAMBLIN ARTISTS COLORS CO.
PO Box 625
Portland, OR 97207

Product: **Poly Vinyl Acetate (PVA) Glue**

SECTION I — PRODUCT IDENTITY

Date prepared: 7/09/97 Emergency telephone no. 503/235-1945
Preparer's Name: R. Gamblin
Chemical name: Ethylene/Vinyl Acetate Copolymer

SECTION II — HAZARDOUS INGREDIENTS

Chemical names CAS# Wt%
OSHA PEL ACGIH TLV

This product contains no hazardous materials under the current OSHA standard.

SECTION III — PHYSICAL CHARACTERISTICS

Boiling range: 212 F
Specific gravity: 1 - 1.4
Vapor pressure: 17% volatile (volume): 45%(water)
Vapor density: 0.62
Evaporation rate (BuOAc = 1): 1
Solubility (specify solvents): Soluble in water. Insoluble in solvents.
Appearance and odor: white liquid; slight odor.

SECTION IV — FIRE & EXPLOSION DATA

Flash point: >220 degree F
Extinguishing media: CO2, dry chemical, water fog
Special firefighting procedures: water or foam may cause frothing if directed into container of burning material. Use water to cool containers exposed to heat.
Unusual fire & explosion hazards: Immerse in water after use.
Reactivity: product is stable
Hazardous polymerization: will not occur

Conditions to avoid: avoid extreme heat
Hazardous decomposition products: Stable under normal pressure.

SECTION V — HEALTH HAZARD



Toll Free Order Lines:
1-(888) 263-5277
Fax: 1-(888) 263-5086

Hide Crafter Productions

Offering wholesale discount to PSLAC members
ON-LINE CATALOG <http://hidecrafter.com>

New Location:
7936 Hwy 80 W
Ft. Worth, TX 76116

George Hurst, Manager
email: hcrafter@flash.net



Leather Factory Spokane

28 West Boone Ave, Spokane, WA 99201
Phone: (509) 328-9939
Toll Free: 1-800-822-8437
Fax: (509) 326-7019

Offering a wholesale discount to the PSLAC members
www.leatherfactory.com



Support our sponsors and take advantage of the PSLAC Membership Discounts

Brettun's Village Shops

302 Lake Street,
Auburn, ME 04210
(207) 782-0861

URL: <http://www.brettunvillage.com>
Email: leather@brettunsvillage.com

Offering a 10% discount to the PSLAC members

Churchill Barton, Manager

Outside Washington
1-800-343-9949

(206) 328-0855
Fax: 328-0859

MACPHERSON

Leather Company

Leather, Shoe Finding and Saddlery

Offering a 30-40% off retail discount to the PSLAC members

519 - 12th Avenue S.
TERRYLEEDURBIN Seattle, Washington 98144

Email: jwleathercrafter@quest.net (503) 293-2833
Fax: 977-1762

J & W Leather Crafters

Leather Repair: Saddles, Tack, Harness, Chaps, anything
Leather except clothing. We make new Items & Custom Orders

<http://www.users.qwest.net/~jnoecker/leather/>

Offering a 10% off retail discount to the PSLAC members

"It never hurts to ask!" 3912 SW Dolph CT
Joseph & Wendy Noecker Portland, Oregon 97219

RawHide Gazette Technical Publication Information

The RawHide Gazette is produced using Adobe PageMaker 6.5. The photos are taken with a variety of digital cameras including the Sony MVC-FD77 (Seattle, USA), and the Sony MVC-FD98 or Sony CD-300 (Wellingore, UK). Photos were cropped and retouched with Adobe Photoshop 5.0 and the final Portable Data File (PDF) was created using Adobe Acrobat Distiller 5.0. The pages on the pslac.org web site are created with Homesite 4.0. Dynamic CGI programs on the pslac.org web site are programmed in Perl 5.

if available.
**C H R O N I C
H E A L T H E F-**

Protective gloves: none normally required
Eye protection: safety glasses if eye contact is likely; eyewash fountain should be accessible.

SECTION III — STORAGE & HANDLING DATA

Precautions to be taken in handling and storage: store away from high temperature. Read and observe all precautions on product label.

Other precautions: wash hands after use.
The information contained herein is based on the data available to use and is believe to be correct. However, Gamblin Artists Colors Co. makes no warranty, expressed or implied, regarding the accuracy of these data or the results to be obtained from the use thereof. Gamblin assumes no responsibility for injury from the use of the product described herein.

DATA

Route(s) of entry: Eye contact, ingestion of paint

Acute health effects: Eye contact may cause redness or irritation

Poly Vinyl Acetate (PVA) Glue MSDS

Inhalation: N/A

Ingestion: No known adverse health effects.

Skin contact: No know adverse health effects.

EMERGENCY FIRST AID PROCEDURES:

Eye contact: Wash with clean water for at least fifteen minutes. If irritation persists, get medical attention.

Inhalation: If swallowed, induce vomiting.

Skin contact: Flush with water; use soap

EFFECTS:

Not listed as a carcinogen by the NTP, IARC, or OSHA; no adverse long-term effects are known.

SECTION VI—SPILL OR LEAK PROCEDURE

Steps to be taken in case material is spilled: Soak up spill with absorbent materials and place in containers.

Waste disposal method: Spill area can be washed with water; collect wash water for approved disposal. Do not flush to storm sewer or waterway.

SECTION VII - SPECIAL PROTECTION DATA

Respiratory protection: none normally required

Ventilation: none normally required



Dusty Johnson

PLEASANT VALLEY SADDLE SHOP

1220 S. County Rd. 21

Loveland, CO 80537

Phone: (970) 669-1588

Fax: (970) 669-1589

E-Mail: dusty@pvsaddleshop.com

URL: <http://www.pvsaddleshop.com>

Offering a 20% discount to the PSLAC members



10% Discount for PSLAC Members

Leather Crafts and Supplies

1482 Madison Ave. Memphis, TN 38104
<http://www.shopforleather.com/>

CLPW Leather

Outside USA 901-728-5551

Inside USA 877-728-5551

Leather Factory



Portland

Durham Hefta
Manager

Phone (503) 255-8818

Fax (503) 255-9011

Toll Free (888) 277-3360

www.leatherfactory.com

13221 N.E. Whitaker Way

Portland, OR 97230-1128

Offering a wholesale discount to the PSLAC members




SKYSHOOTER
(Dave)
(425)823-0110

TRADER'S
Stitching Posts at
Wholesale
SCREAM'N EAGLE
(Mike)
(360)658-1847

HERITAGE LEATHER COMPANY

LEATHER - HORSEHAIR - RAWHIDE

LEATHER TOOLS - BOOKS - VIDEOS

BRAIDING SUPPLIES - CLASSES

COWHIDE RUGS

email: heritageleather@interplus.net

Offering a 20% discount to PSLAC Members (15% on leather)

JoAnne Tackitt

Ph. (208) 375-5589

Fax (208) 375-7168

285 N. Orchard St.

Boise, ID 83706

Hours M-Sat 9-6

The Leather Factory



Billings

Kermit P. Creek
Manager

Phone (406) 256-1355

Fax (406) 256-1360

Toll Free (888) 277-3323

www.leatherfactory.com

115 North 30th Street

Billings, MT 59101-2032

Offering a wholesale discount to the PSLAC members



TWL Leather, Inc.

Toll Free: 1-800-477-9923

2017A White Settlement Rd.

Fort Worth, TX 76107

(817) 877-5427, Fax (817) 877-5432

Offering a wholesale discount to the PSLAC members



THE LEATHERCRAFT STORE

MAIL ORDER & INTERNET SALES
 LEATHER HIDES, LEATHERCRAFT SUPPLIES, TOOLS,
 KITS, BELTING, BUCKLES, SADDLE & TACK HARDWARE,
 NATIVE HERITAGE KITS, LEATHER LACE & MORE!

VISIT US AT
<http://theleathercraftstore.safeshopper.com>

253-226-1150

P.O. Box 4551
 Spanaway, WA.
 98387-4036

Support our sponsors and take advantage of the PSLAC Membership Discounts

RG On-line

The Puget Sound Leather Artisans Co-Op can be found at:

<http://pslac.org>

If you need the **UserId** and **Password** for the subscription pages, just contact the *Rawhide Gazette* at:

stelmack@nwlinc.com

-- of course the password information is free for the Puget Sound Leather Artisans Co-Op members. Those on the Internet still need send \$10 per year for a membership to:

Jeff Bement
3942 SW - 329th PL
Federal Way, WA 98023
U.S.A.

Your Photos here - if you send them to:

Web Editor: Bob Stelmack
7 Memorial Hall Drive
Wellingore LN5 0BD
England

Photos sent in to the PSLAC are used, space and focus permitting.

They are also posted, in living color, on the Internet.

Seattle

MACPHERSON LEATHER COMPANY

Terry Durbin, Manager

Directions (see map):

I-5 via JAMES STREET:

Follow JAMES STREET, up the hill to BOREN AVENUE, Right on BOREN AVENUE, continue to 12th AVENUE to WELLER. MacPherson's is on the NE corner.

.....OR.....

I-5 via DEARBORN STREET:

Follow DEARBORN STREET east to RAINIER AVENUE, left on RAINIER AVENUE to WELLER, left on WELLER to 12 AVENUE. MacPherson's is on the NE corner.

PSLAC

c/o Jeff Bement
3942 SW - 329th PL
Federal Way, WA 98023
U.S.A.

