

# Rawhide Gazette

Copyright © 1996 by PSLAC, All Rights Reserved

Volume 2, Issue 6

Puget Sound Leather Artisans Co-Op

August 1996

## Uncle Bill's Corner

Just a short note this time. First I want to thank Noel Dewitte for all the hard work he has done with the formation of the new updating of the BY-LAWS for PSLAC. I know I was very impatient, but Noel came through. The BY-LAWS will be printed in a future issue of the Rawhide Gazette. Thanks again Noel - I knew you could do it.

Be sure to check out the next Christmas Card from the Stohlman Duo.

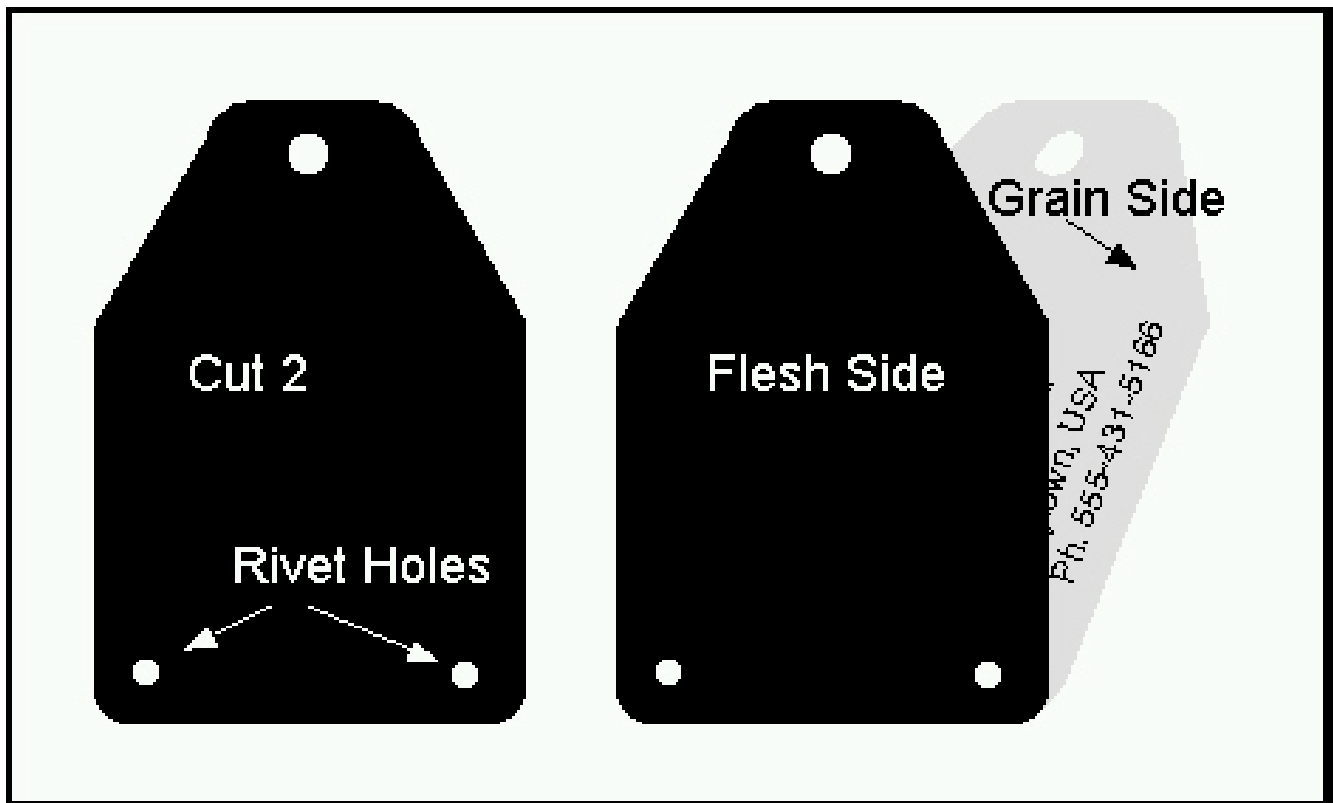
Having been in business myself, I know how it feels when one business seems

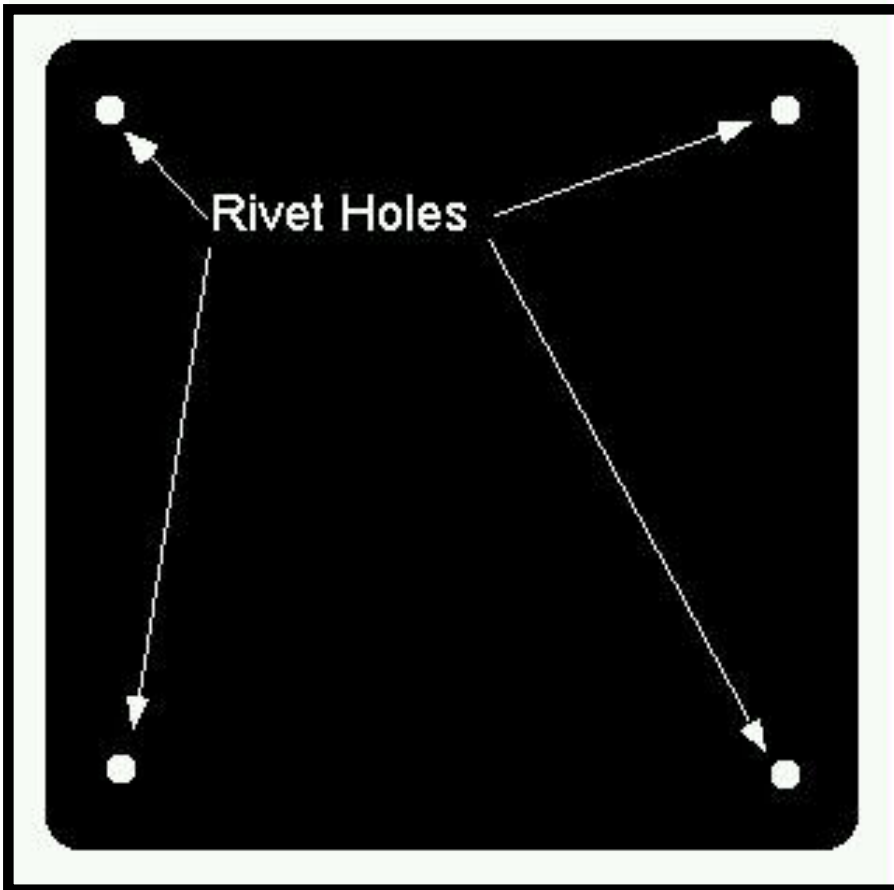
to be tooted over another. But all of our sponsors are important to us. As you all know the Tandy Company and The Leather Factory were the first to give PSLAC discounts. And they were very generous. They both give use wholesale prices which average around 20% (that is a good discount). All they ask (besides spending your money) is to try and buy a \$10.00 minimum - otherwise they don't make any money. Both of these companies have a new catalog coming out soon (if not already out) and the products they carry are outstanding, and too numerous to list here. **Jana** (*Aurora Ave Tandy*), **Lesslie** (*Burien Tandy*), **Larry** (*Tacoma*

*Tandy*), and **Kevin** (*Spokane Leather Factory*) and all the people that really do all the work — their employees! We really appreciate you all and too - I want to thank MacPhersons for also joining the list of sponsors.

## Have Leather Will Travel

Have you ever wondered what to do with small scrap? Well, here is one idea. Federal regulations require that all airline luggage have identification on it. So here it sits with you name and address facing the world. Why not comply with the regulations and NOT





Directions: Cut two pieces (one for each hand) according to the pattern and round the corners with the special corner cutter. Punch the holes. Set the snaps so the piece snaps with the flesh side in. Do not finish the leather - the oils from your hands, over time, give the hide side of the leather and lovely patina

The portable "carry-all" leather grips are place around the handles of the objects to be carried. The snaps are closed and the leather acts to help distribute the weight, cushion the hands, and give a better fit that the handles of things like: those damn plastic bags from the grocery stores, shopping bags from the mall, some utility travel bags, and the like.

So the challenge is out to the PSLAC - WHAT OTHER USES TO YOU HAVE FOR THOSE SCRAPS OF LEATHER? There is a **prize** for next published use.

show you name and address to the world to general public will not know that "John Q Public at 123 Main St." is not at home, but on a trip. This luggage tag is very easy to make:

Tools: Headknife (or utility knife), hole punch, rivet setter, and a ball point pen or permanent marker.

Materials: Small scrap of leather, short length of boot lace, and two rivets.

Directions: Cut two pieces according to the pattern. To make it professional - finish the edges. Write your name and address on the grain side of one (spray a finish over the written name/address) and then rivet the two pieces together with the flesh side out. Insert boot string and tie to your luggage.

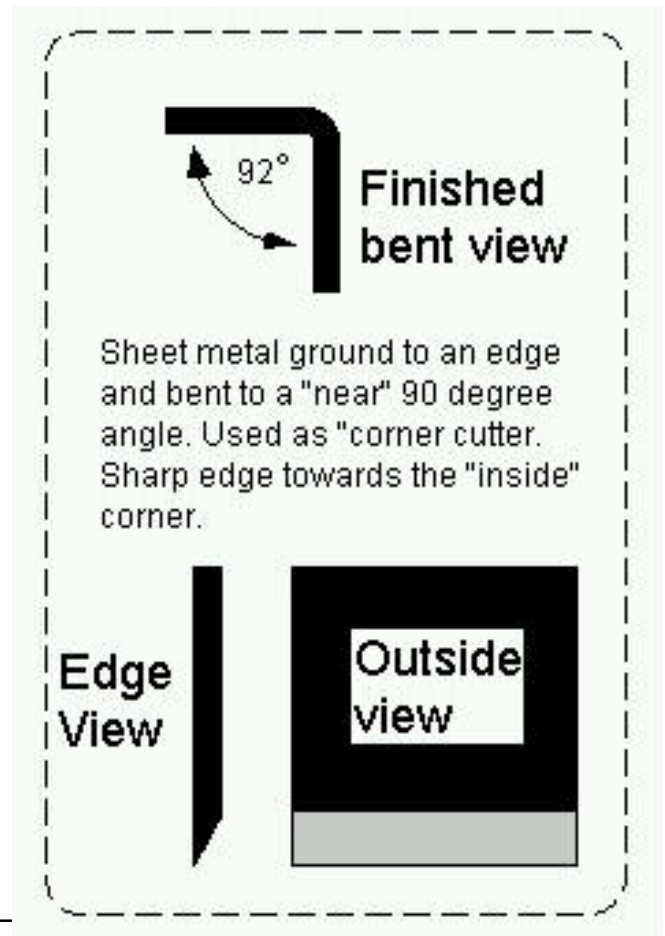
Bill Churchill  
Federal Way, WA

## Traveling & Carrying Easier

Bill reminded me of some other uses for small pieces of leather. I have made several sets of "carry-all" leather grips to ease the grip of awkward bags, luggage, exercise bags, and other hand carried items.

Tools: Headknife (or utility knife), hole punch, special corner cutter (see drawing) and snap setter.

Materials: Two 4" x 4" pieces of 7/8 ounce tooling leather and two sets of snaps.



Sheet metal ground to an edge and bent to a "near" 90 degree angle. Used as "corner cutter. Sharp edge towards the "inside" corner.

## Metallic Powders

Metallic powders can be used to achieve that “real” metal look on your leather projects. I have found that atomized metallic powders mixed in Neat-Lac<sup>®</sup> produces a beautiful metal looking finish - especially the gold and copper. Proportions don't seem to be important. Just stir in powder until you have a metal colored liquid. One coat shows spots when viewed at an angle. A second coat completely corrects this.

The powder I used came from:  
The Castolite Company  
Woodstock, IL 60098  
ph.815-338-4670

Powders available in gold, silver, copper, aluminum, bronze and brass. I suggest you try to acquire some one ounce sample bottles to test.

Jack Gordon  
Auburn, WA

## Editor's Comment

This newsletter represents your PSLAC and requests your input to make it interesting and useful. Without your input - all you get is Bill Churchill and me. I like Bill's comments, insights, and tips, but he can't be expected to be the sole provider for newsletter articles. So if you don't have the time to write an article just call me (206-431-5166) and tell me over the phone what you would like to see as a item of interest to others. I'll take some notes and out pops - “a fresh article”. Thanks to Jack Gordon for his contribution this month.

Also if you have a comment, criticism, suggestion, or the like - please address them to me. Bill Churchill does not review nor approve the newsletter. He is a reader just like you.

Bob Stelmack, Editor

## Visit The PUYALLUP Fair

Stop by the FAIR, September 6th-22nd and be sure to see the Hobby Hall exhibits especially the Leather displays! Also there will be several leather demonstrations given by members of the PSLAC during the FAIR.

## Meetings To Resume in September

Mark your calendar! September 29th is the next PSLAC meeting with those “door prizes”. All members and sponsors are invited. Bring a “new” person with you. Without a constant effort to entice new members the PSLAC will wither and die. There are membership applications included in this newsletter to copy and post at your place of employment, local businesses, bulletins boards and — take with you to the FAIR (if you are an exhibitor).

## Don't Miss Next Month - Home Made Clickers

Don't miss next months newsletter. A special treat for those who want to own a clicker, but who cannot justify the cost. Complete plans and samples will be presented.

### **Casing mixture reprint (most often requested)**

For those of you who have not attended my carving classes - we now use tanning oil mixed with water and glycerine to case our leather before we carve.

To MIX: One cup tap water, one teaspoon of tanning oil, and five "squirts" of liquid glycerine. The glycerine is not really necessary, but it sure does help. Ask any one who has who has used the casing mixture and you will find the burnish is unearthly (I watch the X-Files).

Bill Churchill

# PUGET SOUND LEATHER ARTISAN CO-OP



## MEMBERSHIP APPLICATION

YOUR NAME:	
STREET ADDRESS:	
CITY, STATE, ZIP:	
PHONE NUMBER:	(    )

We publish a membership list with our members expertise listed. This list is used to refer possible clients to the best person for the job. Tell a little about yourself, how you got started in leather, what your favorite things to do in leather and other crafts and/or art forms.

-----/tear off and retain for your records/-----

Send this form along with your first years dues (\$24.00) to one of the directors listed below:

Bill Churchill	1471 South 302nd	Federal Way	WA	98003	(206) 839-3038
Don Betts	12613 67th Ave. E.	Puyallup	WA	98373	(206) 848-2649
General Seymour	17915 212th Ave. E.	Orting	WA	98360-9622	(360) 893-6759
Fred Nachbar	1324 Flower Ave.	Port Orchard	WA	98366	(206) 876-6227

*I would like to subscribe to The Leather Crafters & Saddlers Journal through the Co-Op and include an additional \$24.00 for a one year subscription.*

## TO ENTER YOUR PROJECT IN THE PUYALLUP FAIR

To enter your project in the PUYALLUP FAIR the following dates are **ABSOLUTE!**

**HOBBY HALL at the Fair:** August 23, 24, or 25  
9:00am to 4:00pm

**TANDY Stores:** NO LATER THAN AUGUST 15!

You have to fill out the following for **EACH** entry:

Name: \_\_\_\_\_  
Address: \_\_\_\_\_  
City/State/Zip: \_\_\_\_\_  
Phone: \_\_\_\_\_  
Category: \_\_\_\_\_

I AM NOT A PROFESSIONAL \_\_\_\_\_ (Signature)

I AM A PROFESSIONAL \_\_\_\_\_ (Signature)

Bill Churchill and General Seymour have my permission to take my project and enter it in the Puyallup Fair and to pick up my project when the Fair is over. Bill Churchill, General Seymour, and Tandy Leather Company are not responsible for loss or damage of my project....

Signature: \_\_\_\_\_ Date: \_\_\_\_\_

Remember - you can only enter one project in each category. We will do our absolute best to protect your project!

/s/ Bill Churchill

(Tandy Managers) – If you take in projects from other than Puget Sound Leather Artisans Co-Op member (such as YMCA, schools, etc. Or just regular customers) they too definitely have to fill out the above.

-----  
**CATEGORIES:**

**Amateur:**

All articles must be the handwork of the exhibitor and finished within the last two years. Entries will be judged for design, technique and overall appearance.

**Additional Awards:**

Best in division - Purple Rosette plus \$100 premium

Best in category - Ribbon (no premium)

**Juniors (under 16 years of age):**

Class	1st	2nd
1800 Pocket Items	\$5	\$3
1810 Wallets	\$5	\$3
1820 Other Items	\$5	\$3

**Seniors (16 years of age and older)**


Class	1st	2nd	Class	1st	2nd
1850 Pictures	\$10	\$5	1890 Household Items	\$10	\$5
1855 Tooled Sportsman Carriers	\$10	\$5	1895 Stamped Items	\$10	\$5
1860 Tooled Carrying Cases	\$10	\$5	1900 Jewelry	\$10	\$5
1865 Tooled Handbags	\$10	\$5	1905 Wearing Apparel	\$10	\$5
1870 Tooled Pocket Items	\$10	\$5	1910 Untooled Items	\$10	\$5
1880 Wallets	\$10	\$5	1915 Braiding	\$10	\$5
1885 Belts	\$10	\$5	1920 Other Leathercraft	\$10	\$5

New Division - Professional (anyone who sells \$2,000 worth of projects a year or who teaches)

# "You Gotta be Kiddin'!"

Take our  
**DOG**  
along  
on a  
**HOLIDAY?**

PICTURE THIS: We are in a campground. Our dog must be kept on a leash as he would want to kill every dog in the camp. He would be barking all of the time and likely all night long at the confusion of people and kids. Other campers would be enraged and threaten to have us thrown out of the campground!



## TAKE A DOG ON HOLIDAY!

We have been receiving many letters from concerned friends who want us to have some holiday time and a break from over two years with no time off. We appreciate this...but have explained many times that our "peso" dog must have his eyes doctored every day, and probably will until he's blind or dies. The vets can do no more for him; he has an immune deficiency and cannot make any natural tears.

His eyes must be cleaned every day of miter, and artificial tear drops put in. Two people are required to do this; as one person cannot do it by himself with any degree of success.

Someone (two people) would have to be here every day. But who could we get? We have never allowed other people (except a few) to touch our dogs. They are guard dogs mainly to look after our place.

This, of course, is our fault. We never anticipated anything like this. Our dogs are enclosed in a large yard that encircles the house. Our dogs are never allowed to roam, and living in an isolated area here...do not come in contact with other dogs. If they did they'd want to kill them!


Some friends suggested we leave them at the local veterinary so we could get away. But it would be like putting them in prison. They only have small, dark, solitary cells with no "runs" and access to sunshine. Could you leave your trusted friends in a situation like this?

Some friends suggested we take them with us. They are never allowed in the house, so can you imagine what they'd do inside of a camper? Also, we have never allowed them to travel inside our vehicle. This is another one of our errors; lack of foresight. Since they have not travelled thusly they get car-sick and frightened. They have only travelled twice to the vets and were terrorized by the city noises and crowds of people!

Taking the dogs with us would not be much of a Happy Holiday for any of us! Look at the enclosed sketches that illustrate our point.

LOOK AT THESE POSSIBILITIES:

PICTURE THIS: Besides the urine, defecation and vomiting, we haven't even mentioned that they spend most of the summer shedding their winter hair!



**PSLAC**  
**c/o Bob Stelmack**  
**13820 - 56th Ave S, #301**  
**Seattle, WA 98168-4779**