

Rawhide Gazette

Volume 2, Issue 11

Puget Sound Leather Artisans Co-Op

January 1997

Meeting Activities

There was NO MEETING during December.

Drop-off Point

Noel DeWittie, Manager of the Burien Tandy Store, has agreed to place a box in his store to collect any Puget Sound Leather Artisans Co-Op donations for our Youth Starter Kit Drive. This will give all of PSLAC a easy, quick place to drop off those articles that might make up a Starter Kit.

Items that are sought are: mallets, beginning leather books (Leatherwork Manual, Basic Leathercraft), the basic set of stamping tools: camouflager, pear shader, beveler, veiner, seeder; and of course a basic swivel knife.

If you can't decide or don't have extra tools you could just purchase an extra one while you are at the Burien Store (with your generous discount) and donate to the youth of our area. Even a gift certificate, given in any amount would help. Without your support for the youth (extra tools, books, or most importantly your TIME) the craft of leather will die away.

This is a fairly recent offering from Noel and other leather sponsors in our area have not been contacted about offering a similar service. If this idea takes hold in other places, this newsletter (and the World Wide Web pages we sponsor) will carry the message.

Special Biker Leather Work Sought

Larry Heuett is looking for a place to get his Harley handlebars braided. He says the only place he has found is in New York City. He said: "Isn't there anyone around here that can do the work"?"

So.... if you can, or know someone who does the type of work he is looking for just give him a call:

Larry Heuett
29015 - 13th Ave S.
Federal Way, WA 98003
Phone 206-941-1865 (hm)
206-931-3130 (wk)

Tandy College of Leather Arts

Learn the Creative Art of Leatherworking while receiving Discounts, Advancement and Recognition!

All students enrolled in a TCLA course will receive a 15% discount on all regular-priced merchandise they purchase while attending a course.

Students who earn a Master of Leather Arts Degree will receive a Master's ID card, which entitles them to Wholesale Prices on all regular-priced merchandise for life! This discount is good at all Tandy Leather stores.

All TCLA courses are taught at your local Tandy Leather store. Course selection may vary from store to store. For more information about TCLA or individual classes, contact the Tandy Leather store manager near you.

While our courses are not college accredited, they can be used for credit requirements in certain fields. For example, these courses have been used as proof of proficiency in leatherwork for some physical and occupation therapy programs.

Listed below are some of the courses offered at your local Tandy Leather store. Ask the store manager about these and other classes available. Note: a five-week course has five 2-hour classes over a five-week period. Length of courses and amount of credits earned may vary.

Class Description	Length	Credits
Belt Stamping Workshop	1 Day	1
Basketweave Stamping Workshop	1 Day	1
Basic Figure Carving Workshop	1 Day	1
Basic Coloring Workshop	1 Day	1
Basic Leather Molding Workshop	1 Day	1
Basic Holster Making Workshop	1 Day	1
Case Making Workshop	1 Day	1
Molded Case Making Workshop	1 Day	1
Basic Leather Caring	5 Weeks	3
Advanced Figure Carving	6 Weeks	4
Intermediate Leather Carving	4 Weeks	3
Hand Stitching	3 Weeks	2
Case Making	6 Weeks	4
Advanced Holster Making	4 Weeks	3
Chap Making	4 Weeks	3

Your Tandy College of Leather Arts invites you to come in to your nearest Tandy Leather store to learn the creative art of leatherworking while receiving discounts, advancement and

recognition.

Sign up for courses today. Each course successfully completed will earn you credit toward 3 degree levels: Apprentice, Journeyman and Master. You will also receive a framable certificate for each of the 3 levels earned!

Apprentice of Leather Arts:

Awarded upon completion of 5 credits' worth of courses, including at least one 3-credit course.

Journeyman of Leather Arts:

Awarded upon completion of the Apprentice of Leather Arts degree plus 10 additional credits for a total of 15 credits.

Master of Leather Arts:

Awarded upon completion of the Journeyman of Leather Arts degree plus 10 additional credits for a total of 25 credits.

Get the Point!

Sit down, pour a cup of coffee and wade through this description for the point system for winning the special swivel knife.

The knife to be awarded January 1998.

- Two points for attending meeting.
- Five points for writing an article in GAZETTE (Article is a complete typewritten page or more).
- Five points for each tool donated for a child's beginners kit.
- Five points for each BASIC Book donated for beginners kit.
- Five points for a demonstration.
- Five points for designing a new project and putting in GAZETTE.
- Five points for each NEW pattern in the GAZETTE (One that not in print anywhere else).
- Five points for each entry in the Puyallup Fair.

Three points for any TIPS & HINTS printed in the GAZETTE (Tips & Hints are one or two paragraphs).

Three points for any article REPRINTED in the GAZETTE (After we go on the NET and we reprint a good article, such as making Headknives, Metallic coloring, etc.).

Five points for an article in the Journal (as long as you sign the article as a member of the CO-OP).

Ten points for volunteering to be Secretary and holding position for one year.

Ten points for volunteering to be Treasurer and holding position for one year.

Five points for an article printed in the GAZETTE.

Two points for the Person bringing the GOODIES to the meeting (We had to put this in).

FIVE POINTS FOR THE PERSON WHO KEEPS TRACK OF THE POINTS.

This will be effective starting February 1, 1997.

"The Executive Committee" — General Seymour (360) 893-6759, Bill Churchill (206) 839-3038, Don Betts (206) 848-2649, Fred Nachbar (360) 876-6227 and Chuck Carlson (206) 848-5359

Mini-contest

There will be a monthly contest held for the CO-OP...A different Article each time. The prize will be a \$5.00 Gift Certificate from Tandy one month. Then from Leather Factory the next month and MacPhersons the next month, all purchased by the CO-OP.

- February Billfold
- March Keycase
- April Key Fob
- May Belt
- June A Small Project Of Your Own Choosing
- September A Small Object Of

- Your Own Choosing
- October A Small Object Of
- Your Own Choosing
- November A Leather Christmas Card

You will notice that July, August and December are left out. WE DO NOT have meetings those months.

Your project does not have to be carved or dyed...BUT!, It will be closely judged for appearance, construction and originality. Judging will be done by members present for meeting.

This will be effective starting February 1, 1997.

"The Executive Committee"

Membership Price Reduction for Youth

After due consideration and upon the assumption that anything free is not really worthwhile....we have decided that the annual dues for persons under the age of seventeen will be \$10.00... In the case of siblings all under the age of seventeen, \$10.00 will cover all (i.e. two brothers, sisters, etc.)

"The Executive Committee"

Uncle Bill's Corner

1996 is finally over. IT WAS A GOOD YEAR FOR THE CO-OP. We have plowed new ground. We have tentatively started a new program for Children. The EXECUTIVE COMMITTEE after several days of HARD THINKING and WORK has finally come up with a point system so some lucky person can become the proud owner of that fabulous CRAFTOOL ANNIVERSARY SWIVEL KNIFE. I expect a LOT of competition to be generated by this. (I will NOT be in

competition for this swivel knife or the monthly contests for the GIFT CERTIFICATES).

I am putting in the 1996 STOHLMAN Christmas card for everyone to enjoy. As usual it is cute and gives us an insight to these beautiful people who have done so much to further LEATHERCRAFT.

This time I am putting in two Northwest Native American designs. The original patterns were done by a good friend of mine, WOODY KOKITA. He is a fantastic wood carver. He used to specialize in Northwest carvings. He also teaches in the King County parks system. Remember that you can take these designs to your nearest Photo Copier and make these patterns the exact size that you want. You can completely carve these patterns or just swivel knife them and dye. They are fascinating patterns and so much can be done with them. I wrote an article in MAKE IT WITH LEATHER back in 1974 using some of the patterns that WOODY came up with (although the Editor, Earl Warren did not give WOODY the credit for his patterns). Woody Kokita drew these Northwest Native American Designs, I am proud to be able to pass them on.

I have it on good authority that Bill Gaylord has come up with two more Headknife designs that he made from CIRCLE SAW BLADES. The gauntlet has been thrown again William.... Next month, I will have a couple of COMICAL but WORTHWHILE patterns for you. One you can use to make an instant heirloom for the recipient.

Bill Churchill
Federal Way

TOOLS FOR SALE

Stamps numbered: W553, 975, 830, 518, S864, 705, 200, 343, 688, 498, 210, P911, 211, 356, 979, 971, 412, RBS, 195, 229, 948, 974, 206, 708, 406, 746, 770, 105, 843, B892, 702,

101-3, N363, 347, 101, 552, 889, RBS811, 403, 949, 100, 208, 531, F918, 888, RBS711, 429, 709, 100, U858, 660, 973, 861, 748, U851, 632, 710, 426, 553, and 834 - plus one unmarked stamp. (The stamps mentioned above, if they do not have a letter in front of the Number, they are OLD STAMPS, but I have seen them. They look brand new).

There is an alphabet set. Older spools of lace. Lots of separated and cataloged FINDINGS. Older patters and books, punches, setters and a block of marble 2 1/2 feet by 2 1/2 feet and about 2 inches thick.

Naturally she wants to sell them as one package and if you decide to go and see them and buy - take two people. THAT MARBLE IS BIG!!!. (By the way - I did NOT BUY ANY. I just looked. Jana at the Aurora Tandy Store gave her an estimate on the worth of the tools and accessories and it is a good one).

Contact:
Mrs. Barbara Dorn
3222- 100th Street SE
Everett, WA. 98208
Phone (206) 337-4035

Request & Update

If anyone should hear of wooden handle tools for sale, please call Deb Laudadio at 852-8464. She still has no lead on the tools stolen out of her car when she was moving.

TIPS AND HINTS

Here is a TIP AND HINT for you.. Dover and Bellerophon, and Troubador publications is the best thing to ever happen to crafts people. The put out what I call "ADULT" coloring books (By this I mean: Their subject matter is very historical and not your usual run of the mill coloring books. (Although your regular children coloring books have some beautiful patterns) I told my two daughters when

they were growing up if I ever found one crayon mark in those coloring books, I would cut off their arms at the neck. They were for grown-ups). I have about forty of these books and being coloring books they are "plumb" full of "TRACING" patterns. Everything from the CIVIL WAR to NORTHWEST INDIANS, the NEW TESTAMENT to ANCIENT EGYPT, MEDIEVAL ALPHABETS TO DESIGN YOUR OWN COAT OF ARMS, DINOSAURS to HORSES OF THE WORLD, INCAS, AZTECS, MAYAS to VIKINGS. You name it, they have it and these are absolutely perfect patterns.

To cover sharp pointed tools, especially swivel knife blades, Pro-petals, and sharp modelers go to your nearest auto parts store and purchase small hose. It is best to take the tools so you will know what size. Cut the hose to size and you have the perfect protector for your sharp blades and points. Saves a lot of Band-Aids when your hands get to close.

Bill Churchill
Federal Way

RawHide Gazette Back On-line

The PSLAC Board of Directors have decided to place the RawHide Gazette back on the Internet. But, they have asked to limit certain articles to a "subscription only" basis.

The cost to view all the articles will be \$10 per year.

We will operate much like the International Internet Leathercrafter's Guild, but we are not a Guild. PSLAC is a non-profit organization that was formed to further the leather craft in the State of Washington, Puget Sound Area through meetings, demonstrations, co-operative purchasing power and a newsletter. The additional income generated by this minimal yearly subscription will be used to

purchase beginner kits and to be given to the youth in our area. If you are interested, please email "stelmack@nwlink.com" and your username and password will be given in return. Checks for the amount of \$10 should be sent to the PSLAC c/o one of the Board of Directors:

Bill Churchill, 1471 South 302nd
Federal Way, WA 98003
Don Betts, 12613 67th Ave. E.
Puyallup, WA 98373
General Seymour, 17915 212th
Ave. E., Orting, WA
98360-9622
Fred Nachbar, 1324 Flower Ave.
Port Orchard, WA 98366

The Puget Sound Leather Artisans Co-Op can be found at <http://www.nwlink.com/~stelmack/pslac.htm>

The initial page has information such as:

Puget Sound Leather Artisans Co-Op (PSLAC)

A place to find information on ALL facets of leather: tooling, carving, stamping, dyeing, lacing, braiding, construction, and repair.

Who WE are:

The PSLAC is a non-profit organization formed to promote interest and pass along skills learned in leather craft. The group is formed from members in the Pacific Northwest of the USA and centered around the Seattle/Tacoma/Everett area. As a Co-Op we have formed a co-operative buying power through the local Tandy (Tacoma/Burien/Seattle), The Leather Factory (Spokane), and MacPhersons Leather (Seattle). Membership in the PSLAC is required for the substantial discounts.

Our MISSION

To further the enjoyment of leather and to help others learn more about the real joy of leather - working as a group and sharing ideas and knowledge of leather,

its uses and how to use it. To pass on this knowledge to others and then have them pass it on to the new members who come later.

A fellowship with peers, young and old, expert and non-expert, anyone who has the love of leather.

To show and demonstrate to people outside the Co-Op leather in all forms and try to help them to become interested in leather.

TO SHARE: Time talent, with all others in the Co-Op - especially the young.

This home page provides the links to the monthly newsletter "The RawHide Gazette" and other hints and tips when working with leather.


If You are already a member of PSLAC, just give me a call at 206-431-5166 and I'll give you the password for the "subscription only" pages. Remember that most libraries now have computers that you can use to gain access to the RawHide Gazette and other leather-craft resources.

Bob Stelmack
Tukwila, WA

A Visit to the "Old One" (Part I)

I had the opportunity and privileged to visit Bill Churchill's workshop recently. His tour of the work shop begins with one of his most proudest possessions.

An original carving from the legendary Al Stohlman. This particular item was awarded to Bill for having made the largest sale of Crafttools during a promotional period. He received the award at Ann & Al's ranch in Canada. I have always admired the Stohlman's work, but to see the fine detail up close puts the books to shame. I see why their work is so admired.



Bob Stelmack
Tukwila

Tony Laiers Returns

Tony Laiers will give seminars at the Tandy stores in Tacoma and North Seattle in January. This one will cost \$50. You must call the Tandy for details. The dates have changed at least once this month.

Ask-it-Basket

Still some unanswered questions. Just give the PSLAC newsletter a call (206-431-5166) and the question will be published in the next newsletter. The answers given back to the newsletter will be published as the “old-timers” answer them..

“Is it possible to lighten a previously dyed leather article”?

“Can the clear finish be removed from a tooled item to allow additional dyeing or tooling”?

“What is the best way to store tooling leather”?

Next Meeting! (Jack Gordon is Bringing the GOODIES)

The **next meeting** will be in January. Mark your calendar! **Sunday, January 26th** is the next PSLAC meeting at the Foster Greens Apartment, Information Center (Recreation Center), 13865 - Interurban Ave, Tukwila, WA. All members and sponsors are invited... Just a reminder that parking at the apartment complex is very tight and that 50 feet south of the meeting room is a business that is not open on Sunday - park at your own risk.

A Texas Update

Andy & Jan Stasiak, founding members of the PSLAC way down in Texas, write to us telling of their changes since Andy took the management position in Fort Worth, Texas for Tandy:

(Edited for space, ed.)

After living in the Pacific Northwest most of our lives, Texas is something else. The word ‘flat’ comes to mind, the highest places around here are the freeway overpasses.

Don’t take us wrong, Texas has a lot of neat things to see. The Red river is actually red, the little towns around here are neat with history, Antique shops and sometimes different architecture, especially the county courthouses. The Stock Yards in Fort Worth are a fantastic tourist area with a lot of history. If you happen to watch ‘Walker, Texas Ranger’ on TV you will recall C.D.’s bar. Well that is actually the ‘White Elephant’ and is located in the Stock Yards. The Trinity river is over rated, Swamp Creek in South Everett has more water in it than the Trinity most of the year. So you see, not all things in Texas are large.

Andy’s new store in Fort Worth was great, small but great. We rented an apartment in Grapevine (a small community some 15 miles north) and settled in to brave our first summer in Texas. Can you believe 80 to 90 degrees at 10:00 P.M.? Andy’s store prospered, it went from #164 (out of 172 stores) in March to #104 in November and rising. Jan starts a new job December 30th. Andy received a call a couple of weeks ago from his regional manager and was offered a new (brand New) and larger store. The company closed a store in Arlington (Texas that is), and opened a new one in the same town, only in a much better location. Wow and we just moved into a new house only 2 1/2 miles from the first store and now the new store is 17 miles away. Jan’s new job is in Arlington also. For the time being we will commute together. We are toying with the idea of moving to the community of Mansfield which is just south of Arlington. But we will not make any move until after this school year to allow Jason to complete this year at Richland High.

We would like to introduce you to the newest member of our family. Please welcome Cale Ancirew Stasiak, born June 21, 1996.

Aaron and Jamie are proud parents and Jan and Andy are brand new Grandparents. Unfortunately, we are in

Texas and they are in Everett.


Well anyway, we wanted ya’ll to know that we are doing well, but we sure do miss everybody back home and we miss the rain, the trees, the mountains, the sound, oh shoot we just plain miss home. But never fear, we will be back, Andy has put in his bid for the Portland store as soon as it becomes available, should be within two years.

Jan & Andy’s new address
7621 N. Richland Blvd.
North Richland Hills TX 76180-6411

WE HAVE EXPERIENCED
**THE
 GOLDEN YEARS**

The Golden Years?
 It sounds like fun!
 But in reality...
 We've had the bun!
 In Younger Years
 We'd kick so high
 There was no limit
 Including the sky.
 But time goes on
 And years roll by.
 All we can do
 Is sit and sigh.
 The body droops
 As we all age.
 The Golden Years
 Have turned the page.
 The joints all ache
 Where ere we go,
 Reminding us
 To move more slow.
 The Younger Years?
 They've had to go!
 Our gear-speed now
 Remains in low.
 But life's not bad
 Come push or shove
 We're both together
 Each Full of Love.


See back side →



THERE'S GOTTA
 BE SOME '97
 CHANGES IN
 THOSE
 MONKEYS
 GOTTA GO!



Merry
 Christmas
 1996
 from the
 TWO LAZY A
 RANCH



The "Sleeping Beauties".
 Just like 1994, we had no
 vacation time nor fishing
 time in all of 1995. So,
 we kept working on Vol.
 III of our Encyclopedia.

THE SAME FOR 1996!

SOME GOOD NEWS

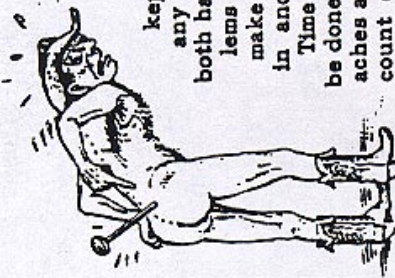


"Peso's" eyes are still the same; they have to be washed out every day. However, "Taco" has now taken over the chore. He licks them out several times a day. Guess he has learned that from watching us do it all the time. This has relieved us from having to do it. We must say he is doing a good job.

"EXCITTING"

The BEST NEWS of ALL

We finished Volume THREE of our ENCYCLOPEDIA of SADDLE MAKING by mid-year, and took the rest of the year off. We had hoped to see some new country and get in some fishin' on our beautiful lakes in British Columbia, but it was not to be.



Back to the back problems again! Constant trips to the doctor have kept us from making any holiday plans. We both have vertebrae problems and arthritis that make it difficult to get in and out of the boat.

Time will tell what can be done. Enough about our aches and pains. We shall count our blessings from day to day.

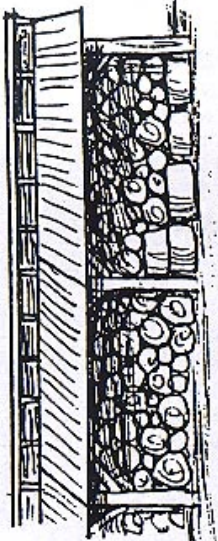


The "LITTLE PEOPLE" have been keeping us entertained all year as well as keeping us busy sorting them all out (see the enclosed sheet). The little chipmunks are outsmarting us at every turn. It seems the seeds are not only for the birds! One of the little guys has taken up residence in one of the bird houses.

TIMES IN '96!



We spent a lot of time watching TV sporting events and other things that were interesting to us old folks.




We have more tired fences. With the old tired backs, we had to hire our wood cut, hauled & stacked in the woodshed again. We again are all set for winter.

GUESS THAT'S ABOUT IT FOR '96!
 Real "exciting" year, eh?

WE WISH YOU ALL A HEALTHY
 AND HAPPY NEW YEAR

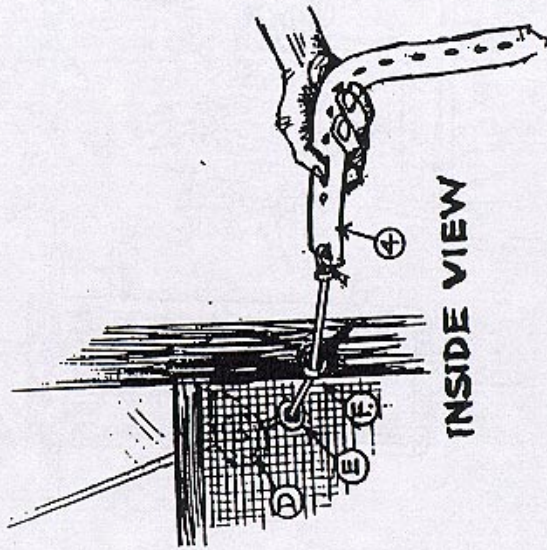
AL n' ANN



We let BLACKIE have all of our apples this year. We didn't want him going to the neighbor's trees and getting himself killed!


ON THE ALERT:

If you are sitting at the table and see a bunch of birds about ready to land on the seed tube and you don't want them there...hold the strap as shown below. When the birds land on the tube, release the Owl-board!



INSIDE VIEW

SEE BACK SIDE →



SPECIAL PROJECT:

This year a pair of pigeons (from 16-mile) were bell-bent on building a nest in our hay shed. It was rather tiresome having to chase them away every day.

So we hung a leather Owl in the shed (as shown above). Even the slightest breeze would move him around and give him the appearance of being alive. We are pleased to report that the pigeons gave up their hay shed project.

This is the same Owl (used several years ago) we put near our outside yard-lights to keep the swallows from building nests on them.



HOW TO

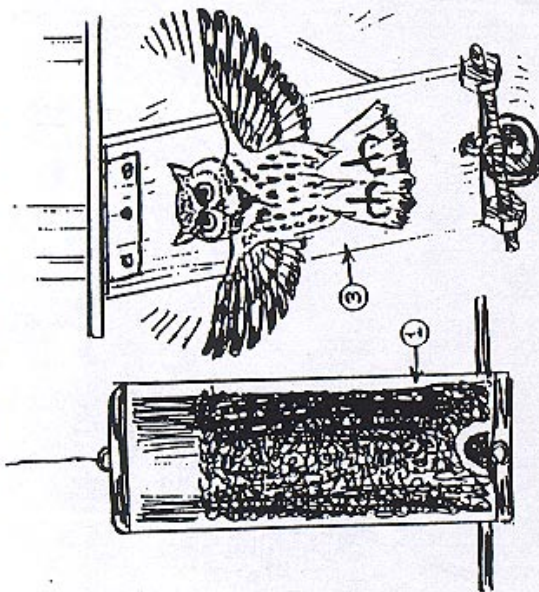
FRIGHTEN A FINCH!

All creatures of nature are much more intelligent than most people give them credit for. Take for example: the Birds. We have several birds that stay with us all year... Chickadees, Nuthatches, etc. Since they depend on us, we like to be sure they always have something to eat, especially in the winter.

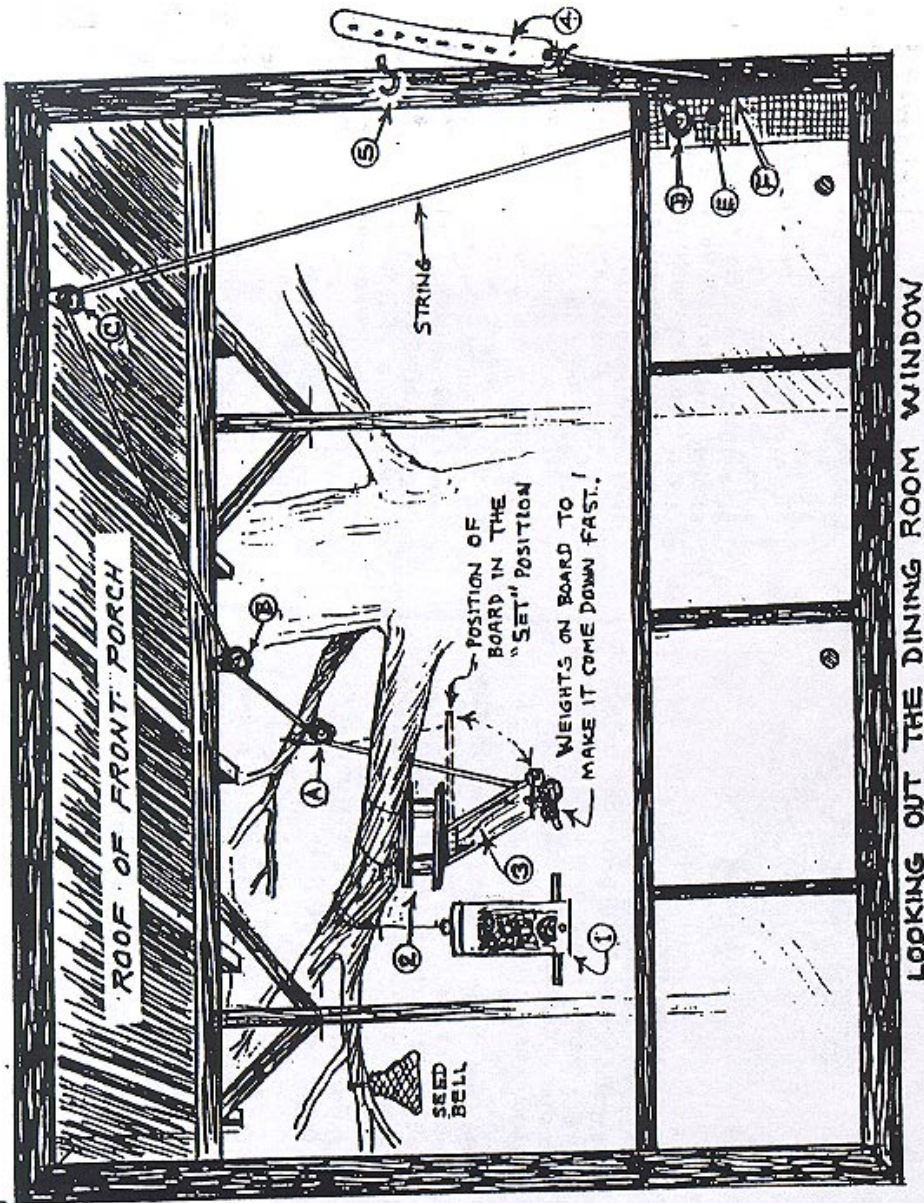
This spring the Cassin's Finches invaded in larger numbers than ever. They found our bountiful supply of seeds and refused to move on like they usually did. They'd clean out a seed tube in less than a day and became so obnoxious that they would not let our other birds eat, they wouldn't even allow them to come into the tree!

So...something HAD to be done! The enclosed sketches show how we had to handle the problem.

ENLARGED VIEW



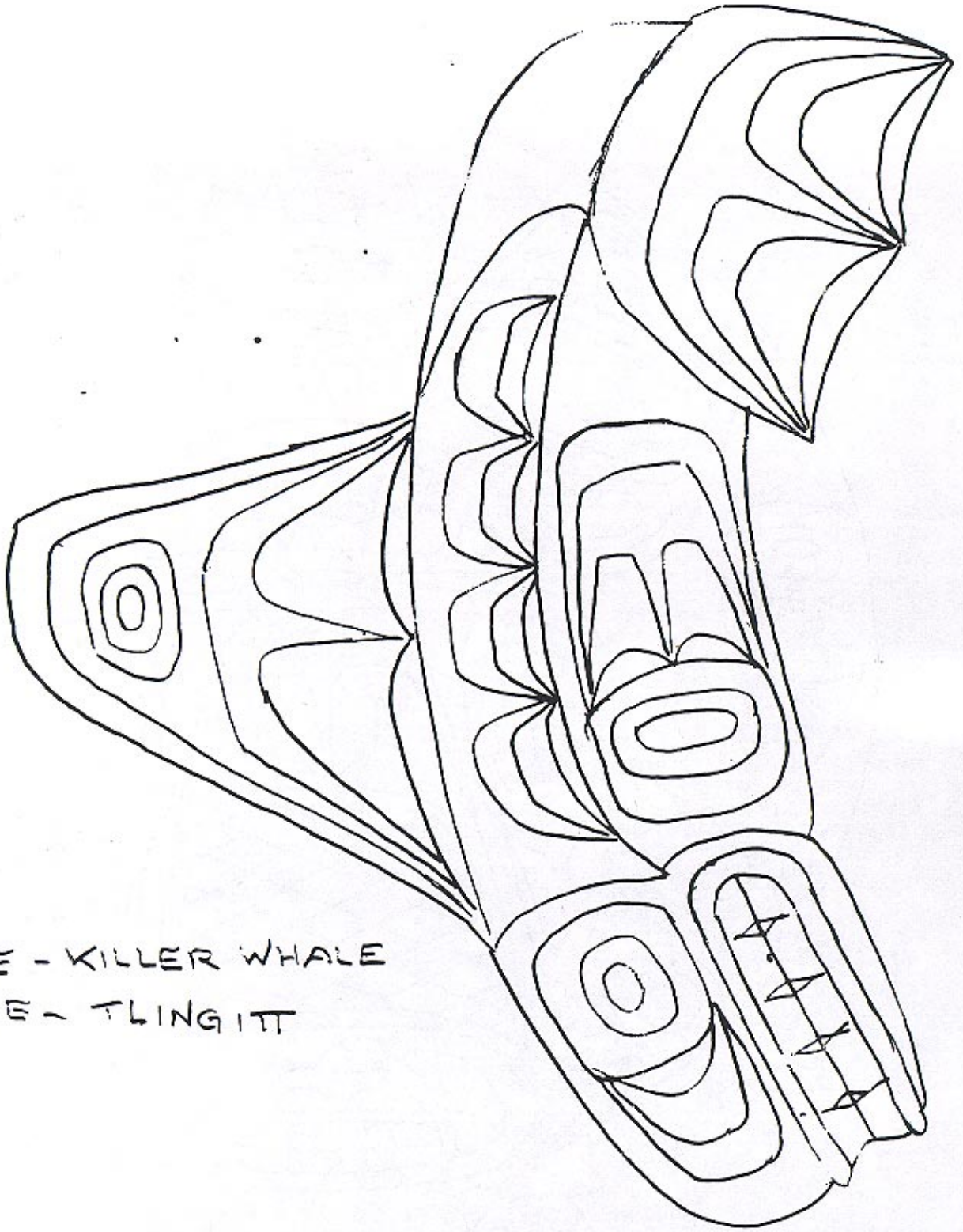
Some birds, namely the Pine Siskin, are more persistent than others. So drastic action had to be taken. We made a small leather Owl and glued it under the board. When the board was released, the Owl came swooping in. It really worked well. Now we are back in complete control!



(1) Seed Tube. (2) Mouse Trap Platform (in 1995 we caught 20 mice climbing the tree to get at the seed bell). (3) Board, hinged to the mouse trap platform. (A) String goes through pulley in tree. (B) String goes through pulley on front porch roof. (C) String goes through pulley on house. (D) String goes through pulley on outside of the window. (E) String goes through eyelet in the screen. (F) String goes through screw-eye inside house. (4) String ties to leather strap. (5) Hook...strap pulls up to put board (3) in 'set' position, and fits on hook, to hold board in position.

TO OPERATE:

When you see unwanted birds landing on the seed tube (1) you lift (4) off hook (5) and release the string. Board (3) slams into the seed tube (1) and knocks birds off! Only a few such operations are required to frighten the unwanted birds and make them stay away! All of this is done in the comfort of our dining room. Chickadees, nuthatches, and other favorite birds are allowed to take seeds. This really confuses the unwanted birds...who often try again...only to get knocked off! After a while, they give it up.



TITLE - KILLER WHALE
TRIBE - TLINGIT



TITLE - BEAVER

TRIBE - HAIDA

**PSLAC (ph. 206-431-5166)
c/o Bob Stelmack
13820 - 56th Ave S, #301
Seattle, WA 98168-4779**