

Rawhide Gazette

Copyright (c) 1997 by PSLAC, All Rights Reserved

Volume 3, Issue 5

Puget Sound Leather Artisans Co-Op

July 1997

Hide Highlights

- Uncle Bill's Corner -- The BIG Bar-B-Que
- Leather Pictures
- Lots'a Sale Items
- Kitchen Knife Holder
- Puyallup Fair Entry Details
- Tips-Tips-Tips
- Book Review - Leder-Gilde E.V.
- The IILG
- ...and much more!

Uncle Bill's Corner

TENINO has come and gone. *Only 365 days to go ...* And a good time was had by all.

How about that PICNIC.?. I am still full. But then too, I don't have much room to put very much. Those of you that missed that PICNIC I would sincerely start making plans for next year. About 30 people showed and ATE AND ATE AND ATE. Even Fred Nachbar fell off of

his diet. Dusty and Rich really put out some good Hamburgers and Hotdawgs. And the salads and deserts. Well lets just say..."THEY WERE TO DIE FOR".

We had new members ... old members ... and lots of leather work to show around. AND IT DID N O T RAIN!!!!.

Before I forget ... I sent out some letters to whom I thought were delinquent in paying their dues. A couple of you had already paid. If this is the case with you...Please call **GENERAL SEYMOUR ...** (360) 893-6759 because that would mean that you fell through the crack and didn't get counted as to having paid your dues Thank you.

In this Issue of the RAWHIDE GAZETTE, you will find the rules for the **PUYALLUP FAIR**. As I said at the PICNIC, let's beat the **WOOD-CARVERS** again. Volume I know the **QUALITY** will be absolutely fabulous.



Dennis

Don't forget.. If you **CANNOT** make it to the fair to place your entry.. Leave your entry at one of the **three TANDY STORES (AURORA—BURIEN—TACOMA)** and **GENERAL SEYMOUR** and I will pick them up and enter them for you.. After the **FAIR**, we will bring them back to the store that you left them in. You will find an entry blank in this news letter

Be sure and fill out **COMPLETELY** and **SIGN!!!!**.


There is one thing to remember ... You **CANNOT COMPETE AGAINST YOURSELF ...** In other words, if you enter a **CARVED LARGE SIZE PURSE**, YOU **CANNOT ENTER TWO CARVED LARGE SIZED PURSES**. Not two of the same things.

<http://www.nwlink.com/~stelmack/pslac.htm>

Karen



Have your entries at TANDY LEATHER STORES **NO LATER THAN 15 AUGUST 1997.**




I TOLD YOU THAT IT WAS SOON!!!!!!

CINDY and KIM... WELCOME BACK to the land of the cool rain. CINDY You deserve more than 15 Minutes of FAME. So here is another 15 minutes...."YOU DONE GOOD ON YOUR CARVINGS We will expect you at the September meeting ... NO EXCUSES ... even if you do live in that far off land of PORT ORCHARD.

We all send our sympathies to **LARRY RIEKENA** for the passing of his brother.. Larry we are truly sorry.

CLASSES START in SEPTEMBER AND OCTOBER



Be advised that if you plan to attend the SEPTEMBER MEETING save up though the summer. BOY ARE WE GOING TO HAVE A TOOL RAFFLE TOOLS..(Stamps and construction tools)..BOOKS, DYES, TRACING FILM, ALPHABET SETS, HEAD KNIVES, MALLETS —you name it, and it will be raffled.

BRING SOME KIDS KIDS KIDS KIDS

Bill Churchill
Federal Way, WA

FOR SALE

CRAFTOOL SILVER STAMPING TOOLS.. Made approximately in the 1940's Discontinued around the late 1950's.. Forty nine(49) tools ... Three INSTRUCTION BOOKS, (No longer in print) One is co-authored by Al Stohlman.. One is a CRAFTOOL book,



and the third is by Dick Giehl (winner of Al Stohlman award)

TOOLS-\$30.00 each..\$1470.00
BOOKS-\$20.00 each..\$68.00
TOTAL \$1530.00
(will not split up set)!.!

ENGRAVE YOUR OWN CONCHOS AND BUCKLES ...

Also explained in the books how to use on leather

BILL CHURCHILL
First come ... First served
(253) 839-3038

Official Puyallup Fair Entry Details

For all Leathercraft **bring your items to the Hobby Hall on August 22nd, 23rd or 24th between 9am & 4pm.** Entry forms will be filled out at the time of entry. There is no entry fee or pre-registration. Items will be judged, then displayed during Fair. Return dates are Tuesday, Sept. 23rd, 9am - 8pm and Wednesday, Sept. 24th, 9am - 5pm. Items will no longer be stored if they are not picked up. **Anything remaining after Wednesday, September 24th will be donated to charity or discarded.**

Division C — LEATHERCRAFT

Entry dates for this Division are August 22nd, 23rd and 24th, 1997 between 9am and 4pm.

Return dates are Tuesday, September 23rd, 9am to 8pm and Wednesday, September 24th, 9am to 5pm.

All articles must be the handwork of the exhibitor and finished within the last two years.

Entries will be judged for design, technique and overall appearance.

ADDITIONAL AWARDS:

Best in Division - Purple Rosette - \$100 premium,
 Best in Category - Ribbon (no premium)

JUNIORS (under 16 years of age)

Class	Item	1st	2nd
1800.	POCKET ITEMS	\$5	\$3
1810.	WALLETS	\$5	\$3
1820.	OTHER ITEMS	\$5	\$3

SENIORS (16 years of age and older)

Class	Item	1st	2nd
1850.	PICTURES	\$10	\$5
1855.	TOOLEDSPORTSMAN CARRIERS	\$10	\$5
1860.	TOOLEDCARRYING CASES	\$10	\$5
1865.	TOOLEDHANDBAGS	\$10	\$5
1870.	TOOLEDPOCKET ITEMS	\$10	\$5
1875.	ALBUMS, SCRAPBOOKS	\$10	\$5
1880.	WALLETS	\$10	\$5
1885.	BELTS	\$10	\$5
1890.	HOUSEHOLDITEMS	\$10	\$5
1895.	STAMPED ITEMS	\$10	\$5
1900.	JEWELRY	\$10	\$5
1905.	WEARING APPAREL	\$10	\$5
1910.	UNTOOLEDITEMS	\$10	\$5
1915.	BRAIDING	\$10	\$5
1920.	OTHER LEATHERCRAFT	\$10	\$5

Division C — LEATHERCRAFT TEACHERS AND PROFESSIONALS (Professionals making over \$2,000 per year or teaching Leathercraft)

Entry dates for this Division are August 22nd, 23rd and 24th, 1997 between 9am and 4pm.

Return dates are Tuesday, September 23rd, 9am to 8pm and Wednesday, September 24th, 9am to 5pm.

All articles must be the handwork of the exhibitor and finished within the last two years.

Entries will be judged for design, technique and overall appearance.

ADDITIONAL AWARDS:

Best in Division - Purple Rosette - \$100 gift certificate from Tandy Leather Company.

First and second premium awards will be \$10 and \$5 Gift Certificates from

Tandy Leather Company.

Class	Item	1st	2nd
1950.	PICTURES	\$10	\$5
1955.	LARGE TOOLED ARTICLE	\$10	\$5
1960.	SMALL TOOLED ARTICLE	\$10	\$5
1965.	LEATHER WITH OTHER MEDIUM	\$10	\$5
1970.	WEARING APPAREL	\$10	\$5
1975.	UNTOOLEDARTICLES	\$10	\$5

Departmental Exhibitors Rules And Regulations

The Association will have officers on the grounds and will use every reasonable precaution in its power for the preservation and protection of persons, articles on exhibition, livestock and property, but will not be responsible for loss or damage by theft, fire or otherwise.

Premiums And Awards

First premiums shall be designated by blue ribbons, second premiums by red ribbons, third premiums by white ribbons, fourth premiums by pink ribbons and fifth premiums by yellow ribbons.

Judging

Judges are selected from professionals or highly accredited amateur artists working within their field of expertise. Judging begins August 1 - 9am to Noon. Employees of the Hobby Hall Building are not eligible to judge.

Awards

Each division will have a Grand Champion - Best of Division Award given to the most outstanding entry of that Division. There may be one Blue, (1st), one Red (2nd) and one White (3rd) ribbon given in each class. Premiums will be awarded as listed for each division.

Other awards will include Honorable Mention and Special Awards

Excerpt from the Official RULES

The general rules (Rules and Regulations) governing all departments of the Fair are to be observed with a few additions.

1. Mail-in entries will not be

accepted.

2. No entry fees will be charged.
3. All articles must be the handwork of an individual exhibitor. They must be finished within the last 2 years. No article can be exhibited a second year. SOILED OR OBVIOUSLY USED ITEMS WILL NOT BE ACCEPTED.
4. Employees in the Hobby Hall Department are not allowed to enter articles for premiums.
5. ALL ITEMS WILL BE PLACED IN THE MOST SUITABLE CLASS. Each entrant shall be limited to ONE ENTRY PER CLASS, as to enter more would in effect be competing against oneself, i.e., 1 doll house, 1 doll house accessory. Entries may be reclassified by staff or judges.
6. All awards need not necessarily be awarded in each class at the discretion of the judge.
7. The Hobby Hall Department is mainly for amateur craftspersons to compete and exhibit their work. Anyone who sells more than \$2000 per year, who teaches or has a teaching certificate for that craft, or who demonstrates that craft where supplies or finished works are sold is considered a professional by the Western Washington Fair.
8. No pre-registration is required.
9. All items placed on display must remain for the full length of the Fair.

Next Meeting in September

Mark your calendar! **The usual place in TUKWILA .. SUNDAY, 2-4pm, September 28, 1997** is the next PSLAC meeting at the Foster Greens Apartment, Information Center (Recreation Center), 13865 - Interurban Ave, Tukwila, WA. All members and sponsors are invited... Just a reminder that parking at the apartment complex is very tight and that 50 feet

south of the meeting room is a business that is not open on Sunday - park at your own risk.

Newest Members

A warm welcome to our newest members in attendance — **Marcia & Gregg!!!** And many thanks for their Salsa recipe

Watermelon Salsa

- 1/4C orange marmalade
- 1/4C chopped fresh cilantro
- 1/4C finely chopped jalapeno peppers
- 2 Tbs. white vinegar
- 1 garlic clove minced
- 1/2 tsp. salt
- 2C chopped seeded watermelon
- 1C chopped Walla Walla Sweet Onion
- 1C chopped orange sections

In large bowl, stir together orange marmalade, cilantro, jalapeno peppers, vinegar, garlic and salt. Add watermelon, onion and orange; gently toss together until coated. Chill at least 30 minutes before serving. Makes 4 cups.

Marcia & Gregg

Tips Tips Tips

IF you don't have at least one set of WING DIVIDERS, RUN OUT AND BUY ONE. They are almost essen-



Gregg

them to make parallel lines for pattern work and swivel knife, to measure increments for belt holes.. .HUNDREDS OF USES.



Marcia

Book Review — Leder-Gilde E.V.

After purchasing this paper backed book I planned to write a book review, but my *Leather Crafters & Saddlers Journal* included two reviews — one by the world renowned **Stohlman's'** and one by the **Journal**. They both raved the book so I guess I'll give my one-half thumbs down review now.

This "soft" (not hard) cover publication offered many international known leather artists a chance to give a small look at some of each artist's work. The Leder-Gilde Inc. is a worldwide organization set up to arrange promotional shows and displays with one or more artists to attract media and public to trade shows, openings, etc. A future publication is planned in about three years with members that have been in the Guild for two or more years. Unfortunately, the pictures were too small to give any detail to aid the leathercrafter in pursuing the new, wonderful ideas shown. The faded background enlargements were too faded and often were covered by the foreground picture.

This book had 46 artists: Helmut Abbel, Todd Barber, Robb Barr, Bob

tial. Use them to mark borders, circles to find the center of the width of a belt (or anything)..You also can use

Beard, Gisela Bendel, Rene Berends, Joss Remardo, Ralph Bleau, Attila Bogdan, Maria Bogdan, Bernhard Barkle, Paul Bumett, Deutsches Ledennuseum, Armin Dobstetter, Garry Greenwood, Reidun Handegaard, Hans-Ulrich Hemnann, Ute Jaeckel, Balu Ralf Knedlik, Tony Laier, Claudia Leig, Rex Lingwood, Peter Main, Marc Meyer; de, Goichi Mishima, Jun Nakahama, Netherlands Leder Museum, Hendrik Nijhof, Ehrhard Peter, Bettina von Reiszwitz, Christine Roelle, Stephanie Rothemund, Josef Schachi, Herbert Schmid, Selim, Kiyoshi Shimazaki, Michael Sohr, **Al Stohlman, Ann Stohlman**, Peter Dr. Schnabel, Doris Strehl-Berends, Gerda Stroom-de Jong, Yumiko Takama, Alois Thaler, The Bear Gallery, GmbH, and Harue Yoshida

Each artist had a self portrait picture, statistics on date of birth, nationality, country of residence and year of entrance into leatherwork. There were people from the US, Norway, Mexico, Japan, Australia, Spain, Canada, The Netherlands, Italy, Switzerland, but most were from Germany — which is not a surprise from the German sounding title Leder-Gilde E.V. Since the text was reprinted on each page in English, German, and Japanese, there was little room to explain the artist or his work in any detail.

I own this book and consider it a collector's item, but only for the exposure to the ideas shown. Pick up your own copy at your local leather establishment or ask Bill Churchill or Bob Stelmack for a look at some of the most imaginative ideas (leather flowers, leather electric guitar body, three dimensional artwork).

Bob Stelmack
Tukwila, WA

KITCHEN KNIFE HOLDER

A holder (rack) for your sharp kitchen knives that is attractive and very easy to make. This is the type that will hang on the wall. The type that sits on the counter top is a little more involved. There are a couple of ways to get the basic knife rack:

1. Build one (instructions are included).
2. Buy one at your local department store.

To build a knife rack is quite simple and really does not involve that many tools. Naturally just like leather carving the more tools that you have the easier it is, so if you have a table saw and router it will be much easier. But you can also make a rack with a regular hand saw.

When you make the rack with the table saw or with a hand saw **FIRST AND FOREMOST, WEAR YOUR SAFETY GLASSES AND OBEY GOOD SAFETY STANDARDS....**

Materials needed:

- 2" x 6" board (at least 2 feet long). 2 each 1/4" dowels, 3" long
- Finished plywood 7" x 18"
- Wood glue
- Small 3/4" finish nails
- Leather spirit dye (the color you want to stain the knife rack)
- 0000 steel wool
- One sheet each of medium and fine sandpaper



How to build the knife rack with a table saw.

Using a 2" x 6" board, Cut a piece 11 1/2" long. Set your blade at 1 1/4" high and set your fence for 13/32". cut the left side then the right side. Make the cut completely from top to bottom. Measure between the two cuts and set your fence and make the center cut. Then measure between the center cut and the outside cut. Set the fence at these new measurements and saw the two last cuts. You now have five channels for your kitchen knives. Cut another piece of the 2" x 6". This piece will be 2" x 6" x 1" which will make the bottom of the rack. This will make your rack 12 1/4" long ... long enough for your longest bread knife.

The next step is to glue the bottom (2" x 6" x 1") to the main part of the rack. Since this will be end to end grain, I usually drill two holes in the bottom through to the main part of the rack and insert the two dowels covered with glue, this makes your glue joint extremely strong.

Now cover the entire back of the rack with the finished plywood. Use wood glue and the small finish nails. Saw the plywood flush with the rack.

For those of you that have a router, it is nicer to shape both side edges and the bottom edge of the front of the rack.

Sand with medium and then fine sandpaper. For a beautiful wood stain, I use spirit leather dyes. You can mix them to get the desired shade and apply them with a wool dauber. When dry, I use 0000 steel wool (be sure and rub with the grain). Generally I use Johnsons paste wax for a finish but this would be the last step. On the back for hanging, I use the notched picture hangers (two of them, side by side)..

How to build the knife rack with a regular hand saw.

Materials needed:

- 1 each 1" x 2" x 8' board (be sure it is NOT warped).
- 2 pieces of finished plywood (this is for the front and back of the knife rack). Be sure and cut the plywood 13" long. The extra inch is for the bottom of the rack.
- The rest of the materials will be the same as with the first knife rack.

Using the 1" x 2" board you can make the knife rack hold as many knives as you like. If you want to hold more knives, just add more pieces of the 1" x 2" board to make more channels. With the 2" x 6" board, you are limited to a knife rack that will only hold five knives.

Saw the 1" x 2" board into 11 1/2" lengths. The number of pieces depend on how many knives you intend to put into the rack. Glue the first piece of 1" x 2" x 11 1/2" board flush with the edge of the plywood. Nail with finish nails if you like. Then 1/8" from the first 1" x 2" x 11 1/2" board, glue the second board (see example) and so on until you have enough channels for the kitchen knives that you have.

Measure and saw the bottom and glue, you can put dowels in now as with the first rack. (see the example for putting on the bottom). After you have all the channels on the rack you can now put on the final piece of plywood for the front. Follow the instructions for staining and finishing the rack as with

the first one.

If you want a fancy front for your knife rack go to your favorite craft dealer and buy a wooden plaque. It is all ready to sand and finish.

Now the leather

The design on the finished knife rack is from the **Craftaid #2510** by **Al Stohman**. The letters are craftaid #2540. . The words “**KUCHEN MESSER**” are German for Kitchen Knives. Included is another one with a **MACAW**. They are colored with felt tip markers and ball point pens.

After the colors are dry, I sprayed with Super Shene. When dry, I used Highlighter Antique. After the Highlighter dried, I again sprayed the entire leather with Super Shene.

Cement the finished leather to the front of the knife rack and you can also use decorative tacks around the edge of the leather. Now is the time to rub a coat of Johnson paste wax on all the wood that is showing and when dry, buff to a nice shine and put the two notched picture hangers on the back.

Bill Churchill
Federal Way, WA

SHATA

Saddle, Harness & Allied Trades Association (SHATA) — the professional leather and nylon workers' association. Its mission is to promote the welfare of our various trades by providing a broad spectrum of important services that will increase the productivity and profit of individual shop owners.

Who may join SHATA?

- Any professional leather or nylon worker and suppliers to the industry

How much does it cost?

- Yearly membership dues are \$38.00.

What can SHATA do for me?

- SHATA is an internationally recognized trade association that gives its members a solidarity with other members in the leather trades.

- SHATA is able to provide its members with the information they need to do better business, such as locating sources for materials, tools, equipment, and services.

- SHATA can also assist its members in establishing advertising programs and conducting basic market research. In addition, the Association has the equipment and expertise to provide our members with low-cost design and production of flyers, logos, catalogs, and advertising.

Are there other benefits of membership?

- Trade show representation
- Cooperative catalog
- Trade directory
 - Discounted subscription to and advertising in The Harness Shop News
 - Cooperative buying program
 - Discounted long-distance service for home and business
- Eligibility for membership in the Leather Workers Guild International

What are SHATA's long-term goals?

- To enhance the image of our trades by promoting standards of craftsmanship and conduct
- To establish a library of equipment manuals and other materials relevant to our trades
- To sponsor at least one instructional seminar per year

How can I find out more about SHATA?

- For more information and a membership application, contact:

Saddle, Harness, & Allied Trades Association
347 Elk Rd.
Sylva, NC 28779
Phone/Fax: (704) 586-8938

E-Mail

I thought I'd give some examples of electronic mail and the Internet as a media to share Leathercraft information. Here is a sample e-mail message I received from one of our PSLAC Members and I've included the attached picture:

From: CBmgbgt72@aol.com
Date: Fri, 13 Jun 1997 17:28:14 -0400 (EDT)
To: stelmack@nwlinc.com
Subject: Hi Bob

I just got back from Tucson and getting ready to do some casing. Out of casing mixture I got from Noel at the Tandy store. Do you know what tanning oil is used in that mixture???

I have now got some pics that I will be adding to a web page that is 'under construction' so attached one. Comments and criticism is welcome. (well sort of) let me know if you have tips about this pic or suggestions.

Thank

Charlie Brown

PS: Tucson in June is way too hot glad



RawHide Gazette On-line

The Puget Sound Leather Artisans Co-Op can be found at <http://www.nwlink.com/~stelmack/pslac.htm>

If you need the **UserId** and **Password** for the subscription pages, just contact the RawHide Gazette at: (206)431-5166 or email at stelmack@nwlink.com -- of course the free password information is just for the Puget Sound Leather Artisans Co-Op members. Those on the Internet still need the \$10 per year subscription rate.

Photos taken and sent in to the PSLAC are, space and focus permitting, used here in the printed newsletter.

They are also posted, in living color, on the Internet.

Your Photos here -- if you send them in to: PSLAC (ph. 206-431-5166)
c/o Bob Stelmack
13820 - 56th Ave S, #301
Seattle, WA 98168-4779



Terry Shinaberger



Terry Shinaberger's Masks

THE PUYALLUP FAIR

Thinking about the Fair? It's about that time!

The Fair is scheduled for Friday, September 5th through Sunday, September 21st. See the internet for more details:

<http://www.thefair.com>

PSLAC Membership Application

If you know someone who is interested in leathercraft — give them this information:

Puget Sound Leather Artisan Co-Op MEMBERSHIP APPLICATION

YOUR NAME: _____

STREET ADDRESS: _____

CITY, STATE, ZIP: _____

PHONE NUMBER: (____)- _____

We publish a membership list with our members expertise listed. This list is used to refer possible clients to the best person for the job. Tell a little about yourself, how you got started in leather, what your favorite things to do in leather and other crafts and/or art forms.

Send this form along with your first years dues (\$24.00) to one of the directors listed below:

Bill Churchill

1471 South 302nd
Federal Way, WA 98003
(206) 839-3038

General Seymour

17915 212th Ave. E.
Orting, WA, 98360-9622
(360) 893-6759

Fred Natchbar

1324 Flower Ave.
Port Orchard, WA 98366
(206)- 876-6227

Don Betts

12613 67th Ave. E.,
Puyallup, WA 98373
(206) 848-2649

If you would like to subscribe to The Leather Crafters & Saddlers Journal through the Co-Op and include an additional \$24.00 for a one year subscription.

Letters to the Editor (& PSLAC)....

HI PSLACER'S


I read the Rawhide Gazette cover to cover. It is a joy to see that the Co-op is really doing what I thought it should do.

That is showing off the different things that can be done with leather and having wonderful people like Bill, and all of the other members that make the Co-op work.

I do believe that there are a lot of people that could write a article. I know that everybody says "oh I don't do anything special". That's the point — we want to know the common problem solutions. Also if you have a problem just ask.

By the way I do know the mystery writer. Good going _____
(*ed. note: The letter was smuged here and I could not quite read the name Dusty gave*)

Sincerely
/s/ **Dusty**



The International Internet Leathercrafter's Guild

(*ed. note: PSLAC is also on the Web, but not as flashy and fancy as the IILG. It is quite the site with many features as detailed below*)

International Internet Leathercrafter's Guild (IILG)
Welcomes you to join us on the World Wide Web!

<http://www.peak.org/~iilg>

Our aim is to bring the world's leathercrafters together through the Internet and to promote the craft through the exchange of information, patterns, tips, and fellowship in the craft.

We now have an **IRC channel** (chat room) where we go for scheduled and impromptu meetings. We also have a password-protected web page area containing patterns and other important member information. Other benefits include a free web page, classified listings, members-only mailing list, web page gallery placement, and many other helpful benefits. We are in the process of joining the International Federation of Leather Guilds and plan to attend their shows. We will have a display at this year's show as part of our application.

We hope you will join us in promoting leathercraft throughout the world. We can all learn through the experience and ideas of others.

For a complete list of benefits, please visit our web page at the address above. If you want to join the guild, the easiest way to do it is to go to our Internet Web Page at the address at the

Email (cont.)

to be back... Hope to attend the meeting end of the month.

Attachment Converted:
"c:\eudora\attach\LTHRNO~1.BMP"


Now I wrote back and gave him the information he sought and both of us used the electronic hiway to ask/answer questions and even shared a leather pattern.

Another message from Greg Gaub let me know about a German Leathercrafter who had a Web Site with pictures of his work for sale. I've included a few here. They are very modern looking with techniques used much like three dimensional leather work that Rex Lingwood shows in his "Leather in Three Dimensions", copyright 1980 by Van Nostrand Reinhold Ltd, Toronto.



Don't run out and buy a computer. Try going to your local library and see if they can provide you with some education on the Internet. There are many things going on and sharing makes us all richer in knowledge.

Bob Stelmack
Tukwila, WA



Which two of these items were not at the picnic?



**To Enter Your Project
in
The Puyallup Fair
and
Remote Pick-up Details**

To enter your project in the PUYALLUP FAIR the following dates are ABSOLUTE!!!!!!

HOBBY HALL at the fair: AUGUST 22-23-24
9:00 AM to 4:00 PM

TANDY STORES: NO LATER THAN AUGUST 15 !

YOU HAVE TO FILL OUT THE FOLLOWING FOR EACH ENTRY It also IDENTIFIES your project.!..!

NAME: _____
ADDRESS: _____ _____
PHONE NUMBER: _____
CATEGORY: _____
Check only one:
I AM NOT A PROFESSIONAL <input type="checkbox"/> (Signature) _____
I AM A PROFESSIONAL <input type="checkbox"/> (Signature) _____
BILL CHURCHILL AND GENERAL SEYMOUR HAVE MY PERMISSION TO TAKE MY PROJECT AND ENTER IT IN THE PUYALLUP FAIR AND TO PICK UP MY PROJECT WHEN THE FAIR IS OVER. BILL CHURCHILL, GENERAL SEYMOUR AND TANDY LEATHER COMPANY ARE NOT RESPONSIBLE FOR LOSS OR DAMAGE OF MY PROJECT....
Signature _____ Date _____

Remember you can only enter one project in each category. WE WILL DO OUR ABSOLUTE BEST TO PROTECT YOUR PROJECT

(Note to Tandy Managers: If you take in projects from other than CO-OP members, such as YMCA, SCHOOLS, ETC. or just your regular customers, they too DEFINITELY HAVE TO FILL OUT THE ABOVE Bill)

top of the page. There you will find an *International Internet Leather Guild - --IILG (cont.)*

application that you can print out, fill in and send to the Secretary with your dues.

Of course, as an internet guild, you will have to have at least a little access to the internet, whether it's through your work, or your own internet account. As you can see, most of our benefits rely on the ability to utilize the Internet and Electronic Mail. If you are not "on-line" yet, but are interested, please go to your favorite local computer retailer, and they will be happy to assist you in getting "on-line."

For more information, please visit our web page at the address at the top of the page, or contact any of the officers listed:

IILG Officers

President: Gregory A. Gaub

502 21 St. SE Unit 1
Auburn, WA 98002
Phone: (253) 288-2350
E-mail: <flux@blarg.net>

Vice President: Don Berglund

301 Grundy St.
Gardner, IL 60424-6213
Phone: (815) 237-2316
E-mail: <dberglun@feg.net>

Secretary/Treasurer: Thom Keach

108 Sleepy Hollow Circle
Kerrville, TX 78028
Phone: (210) 895-4271
E-mail: <thomber@hilsnet.com>



Sale Items

(ed. note: This listing was scanned and corrected as best as possible. PSLAC is not responsible of any errors or misrepresentations of items or prices. Final sales authority rests with Jeannie Nelson. And we at PSLAC offer our condolences to Jeannie for the loss of her Father)

Please note that these items were written, then typed as I walked through 3 storage units and our shop. Every machine runs, as far as I know. Most have been worked on and double checked in the last year. The prices are a lot lower than my Dad had listed on a sheet one year ago. All offers will be considered, so don't hesitate to say a price, even if it sounds unfair.

Our goal is to have the storage units clear by Sept. 1, 1997, which means all of the items listed will need to be sold and moved out by that time.

Cash or checks will be accepted. Payment plans will even be considered, upon approval of credit.

The storage units are about 6 blocks from the main shop. The name of my shop is "Extra Care Handbag Repair", 15418 8th Ave. SW, Burien (Seattle) WA 98166. I work Sundays at variable hours, but am here most of the time Monday through Friday. If calling, you can leave a message and I'll return your long distance call, too.

Jim Nelson, my Dad, was one of the best shoe repairman and truly believed that the repair industry would stay strong, so kept a lot of machinery. The higher prices he was asking, I'm sure was to also offset the high cost of storage. Since we will be eliminating the storage costs, no offer will seem unreasonable!

Thank you:

/s/ **Jeannie Nelson**

Terms: Any item(s) purchased will need to be picked up (hailed) by the purchaser. Sales Tax will be charged, as I have written these items off over the last 9 years. If purchasing on a payment plan, a Promissory Note for payment, tax, and 1 1/2 interest charged on the unpaid balance, will need to be signed and notarized before the machines leave the storage/shop areas. Any bodily damage incurred while moving is the purchasers (or their help's) responsibility. Public Storage will not be responsible!

EXTRA CARE HANDBAG REPAIR
JEANNIE NELSON (253)241-5770
15418 8th Ave. S.W.
BURIEN, WA. 98166
INQUIRIES:
VERN: (253) 248-2618

See the following page for a detailed list of units for sale.....



<u>Brand Name</u>	<u>Item</u>	<u>Serial</u>	<u>Approx. Price in US Dollar</u>
Landis L	Landis L Aristocrat Stitcher	542343	\$3,000.
Landis L	Landis L Aristocrat Stitcher	511216B	\$3,000.
Landis K	Landis K Stitcher	401185	\$2,500.
Sutton Rapid E	Model 317 Stitcher	158791	\$3,000.
Sutton Rapid E	Model 317 Stitcher	160065	\$3,000.
Champion	Model 77 McKay (red)		
	no pulley on motor	P-342	\$1,000.
Auto Soler	Nosecone 12 Boot Model		
	Nailer(1g. roll wire)	71LB44689	\$1,400
Auto Soler	Nosecone 12 Nailer		
	(Sm. roll wire)	67L41265	\$1,000.
Auto Soler	Continental 8 Nailer	72JB46072	\$900.
Auto Soler	Comet 10 Nailer	57C25987	\$700.
Auto Soler	Nosecone 12 Boot Model		
	Nailer (sm roll wire)	73LB46904	\$1,000.
Auto Soler	Cinderella 5 1/2 Model Nailer	63P37564	\$900.
Auto Soler	Nosecone 12 Boot Model		
	Nailer (1g. roll wire)	73LB46920	\$1,400.
Auto Soler	Continental 8 Nailer	70J44348	\$900.
Auto Soler	Nosecone 12 Nailer		
	(sm. roll wire)	69L44252	\$1,000.
Auto Soler	Nosecone 12 Boot Model		
	Nailer, (1g. roll wire)	72LB46536	\$1,400.
Champion	66 McKay, painted green	unknown	\$700.
Champion	66 McKay, red	MC980	\$700.
Landis	Stitchmaster 21	unknown	\$4,800.
Landis	Stitchmaster 21	unknown	\$4,800.
Landis K	Landis K Stitcher	unknown	Make Offer
Landis K	Landis K Stitcher	7710156	\$2,500.
Landis L	Landis L Stitcher	50620	\$3,000.
Landis L	Landis L Stitcher (hot pink)	unknown	\$3,000
Landis G	Landis G Stitcher	353015	\$1,700.
Sutton	Model 296A Straight		
	Needle Stitcher	R779817	\$2,000.
Champion	Model 77 McKay		
	Stitcher (dk. grn.)	unknown	\$1,200.
Champion	Model 77 McKay Stitcher		
	(sea-foam green)	unknown	\$1,200.
Landis L	Landis L Stitcher with		
	visible parts missing	521867	Make Offer!
Landis L	Landis L Stitcher	50871	\$3,000.
Auto Soler	Nosecone 12 Nailer	66L40620	\$1,000.
Auto Soler	Cinderella 4 1/2 Nailer	56A25695	\$900.
Adler	Long Arm Patch Machine		
	on Blk. iron stand, Model 30-15	107221	\$1,200.
Auto Soler	Cinderella 4 1/2 Nailer	60A32177	\$900.
Auto Soler	Cinderella 4 1/2 Nailer	61A33490	\$900.
Champion 77	McKay Stitcher (off white)	M1619	\$1,200.
Comet 10 Nailer		59C31125	\$500.
Auto Soler	Heel Wheel, Floor Model	AAE211HW	\$1,000.
Auto Soler	Heel Wheel, Bench Model	73HW8199	\$200.
Auto Soler	Heel Wheel, Floor		
	Model, hot pink	HW8655	\$1,000.
Sutton Landis	Patch machine, Model SL	NS317452	\$1,000.
Sutton Numkeg	Numkeg (like new) Model N77	unknown	\$250.
Sutton Numkeg	Numkeg (like new) Model N77	unknown	\$250.
Singer	Long Arm Patch Machine,		
	model #29K60, unmounted	563249	\$800.
Ultram 80	Shoe Stretcher, for length and		
	width, 4 wheels to adjust		\$300.
Coleman	Propane Radiant Heater,		
	Model Focus 21		\$50.
Cash Register	Casio, Model 210E4R,		
	with instruction book		Make Offer
Hardo Power Unit			

<u>Brand Name</u>	<u>Item</u>	<u>Serial</u>	<u>Approx. Price in US Dollar</u>
	Power Unit, 3 phase. 4 feet wide,		
	2" brush, a leather burnishing		
	wheel , a 4" sander, a 1 1/2"		
	sander, a numkeg, Made in		
	1986, 220 volt, 3 phase. Brush		
	wheels pull down and rotate	21540	\$6,000.
Hardo	Press	P5578	\$1,500.
Sutton Landis	Power Finisher, Numkeg, Heel a		
	nd Sole 5 Trimmers, 2-2" Rag		
	Wheels, a 2' HH Brush, a 2"		
	Belt Sander, a 1-1/2" belt		
	sander Power Master Model	N8722690	\$8,000.
Sutton Landis	Press, Model SP	AHE029SP	\$1,500.
Power Master	Model RAL2500	4112552	Make Offer
Landis L	Landis L Stitcher	50583B	\$3,000.
Landis K	Landis K Stitcher	411926B	\$2,500
Landis K	Landis K Stitcher	60374	\$2,500.
Landis K	Landis K Stitcher (blue)	44107B	\$2,500.
Landis K	Landis K Stitcher	477243	\$2,500.
Landis K	Landis K Stitcher	477625B	\$2,500.
Landis K	Landis K Stitcher	400928	\$2,500.
Landis F	Landis F Stitcher	F17607	\$1,000.
Landis G	Landis G Stitcher,		
	Reconditioned	09024813	\$1,700.
	Commercial Shelving units,		
	Approx. 40 4-foot steel and		
	particle board, 5 shelves per 4 foot		
	section, these can adjoin		\$20/unit
Landis K	Landis K Stitcher	444424	\$2,500.
Champion 77	Champion 77 Mckav.		
	seafoam grn.	unknown	\$1,200.
Autosoler	Nosecone-13 Boot Model with		
	all attachments	LB50463	\$1,500.
Heat Activator	Lamp, 2 bulbs	unknown	\$50.
Singer	29KI71 Patch Machine, short		
	arm, mounted at an angle on s		
	tand-up stand, motorized,	unknown	\$1,000.
AutoSoler	Heel Wheel, Floor Model with		
	all attachments	72HW7730	\$1,500.
AutoSoler	Continental 8 Nailer	JB50172	\$700.
Autosoler	Jackmaster, 2' wide, 4" belt		
	sander, wire brush, trimmer	73JM149	\$900.
Landis/Sutton			
/Grizzly	Jack Stands and some lasts-about 8		\$50.
Singer	Several Singer Patch Machine heads		
	and stands that aren't put together		
	and several motors too numerous to list		Make Offer
	--POWER UNIT, hope to sell as one unit or may sell individually: (26,000. or		make offer!)
	Painted hot pink—Busy Shoes color scheme		
	One Power Adler Patch Machine, model 3010, Ser. # 437046		
	One Power Stitcher, Model BN 2000, Ser. # 84303		
	One Heel Wheel, Floor Model, Ser. # HW8655		
	One Power Press, Model PWRAL2500, Ser. #4381269, Press has 8-feet		
	One Power Nosecone 12 Boot Model Autosoler Nailer, Ser. #?		
	One Power Finisher/Trimmer/Numkeg Unit, Ser. # 1859213 of the numkeg,		
	Ser. # of the unit #PWRAL2500 is 4381273R		
	One Customer Counter approx. 12' long with cash register-Royal		
	5 metal stools for use with counter		
	--Machine parts that are in storage bins, thousands of them!		
	--Parts aren't inventoried yet		
	--Shoe repair tools, machine brushes, machine sections, machines that can be		
	purchased for parts (as some parts are missing) — too numerous to list		