

Raw Hide Gazette

Copyright (c) 1998 by PSLAC, All Rights Reserved

"Without question, the Raw Hide Gazette is by far the best and most informative and comprehensive Guild publications of all of them! You are to be commended for your very fine and professional efforts. Keep up the good work. With admiration"
/signed/

Al & Ann Stohlman, December 1997

Volume 4, Issue 2

April 1998

Puget Sound Leather Artisans Co-Op

Hide Highlights

- Open Letter from Robb Barr
- Crossword Puzzle
- Tips-Tips-Tips
- Terry's Seminar -- Painting on Leather
- New Magnifiers
- Upcoming May POTLUCK BBQ MEETING
- Uncle Bill's Corner
- NW Indian Forms
- "Lefty" from Japan
- ...and much more!

Uncle Bill's Corner

Our next meeting will be Bob's last in the U.S. for awhile. And as Princess Foot-in-mouth said at the last meeting, there will a BAR-B-Q for the Stelmack family at our next meeting. The CO-OP will furnish the HAM-BURGERS, HOTDAWGS, BUNS, FIXIN'S and the rest will be POT-LUCK. So if you want to EAT GOOD — BRING GOOD. Also, to keep a tradition that was started a few years ago, bring your latest projects for everyone to see. Mustard will look good in the background. Seriously though -- Bring your projects whether they are finished or not. This will be a very good time to bring your projects that you might be having trouble with and get the "EXPERTS" opinion as to what to do.

Last month Terry did a bang up demonstration. She is good with that brush ... and acrylics ... and Overhead projector. She was so overjoyed with our favorable comments that she has volunteered to do another different

demonstration in the VERY NEAR FUTURE! Thank you Terry Shinaberger.

Leather Factory's CATALOG is out now 1-800-822-8437 (Spokane store). Durham and Kevin at the Spokane store AGAIN says. "If you visit our store — INTRODUCE YOURSELF!" Also, I forgot, Kevin and Durham donated all those discontinued MIDAS tools that we raffled off at the last two



meetings. I apologize for not mentioning this before ... But the CO-OP thanks you.. One heck of a raffle last month. We really had some worthwhile items going. The album from the Stelmacks with Peter Main and Al Stohlman's Carvings. The OLD Doodle Pages by Chris-

Stine Stanley and the "FIGURE CARVING" Book by AL Stohlman. See what you people missed for not showing up at the meeting. The only down side was that Fred Nachbar won the album and not me We had so many donations that I can't remember them all but we do thank you.

I am putting in a North West Indian Pattern Killer Whale this month. This will go along with Ron Wilson's

(continued on page 7)



Mike Rhineheart

(ed. note: This letter is in response to a request for our bylaws and advice on setting up a Co-Op by Mike Rhineheart -- former employee at the Tandy Burien Store.)

Hello again, Robert!

Thanks for the information. I know this will be a big help. I'll keep you posted on my progress. And tell Bill I said, "HI!".

I'll start on your "scrap" article as soon as possible. I've got two articles on projects for Bill Rees that I'm trying to finish up right now, but you are on my list.

There is a new television series coming up. It is called "MARTIAN LAW". It is a science-fiction western. Martians with six-shooters, black powder, and laser sights. The reason this is significant is that a friend of mine and I did the holsters, gun belts, bandoleros, and knife sheaths for it.

Wayne Christensen (leather by WC) got the job for us. He and I made 26 holsters, 15 gun belts, 2 knife sheaths, 4 .44mag cartridge cases, and 2 12-gauge bandoleros in SIX DAYS! All hand stitched and custom-fit. So, if you see the show, you'll have a little inside info on the gear.

There is a new television series coming up. It is called "MARTIAN LAW".

Thanks again for taking the time to pass on the information. I'm getting a lot of positive feedback and plan to get this thing off the ground before the end of June.

'til next time,

Mike Rhineheart

Email:

<nqbus@pacbell.net>

Robb Barr

(Editors note: Here is an encouraging letter from Robb Barr sent to the Puget Sound Leather Artisans Co-Op)

HOPE —FAITH—PRAYERS—& MIRACLES

To My Dear Friends & Family around the World.

It is with great pride and joy to be sitting here writing this letter to all of you.

As most of you know, back in 1996 I had six bypasses done on my heart. By February of 1997 I was back on the road teaching leather art and feeling pretty good. Then in November of 1997 I started to retain a lot of fluid in my body and at that time a pacemaker was installed. I was home for two weeks and then back in the hospital in Bismarck. They could not get the fluid build up in my system to go away so I was flown to Minneapolis, Minnesota to the University Hospital to be worked up as a possible heart transplant recipient. They, at the University of Minnesota, could not get the fluid off and my heart was getting very weak. Not only was I very ill but my spirit to go on living was going away. I did not care anymore whether I lived or died and was having severe bouts of depression.

My team of 27 doctors decided to install a heart pump that would make my heart work less. The pump

actually would take over and pump and do the work for my heart. I had doubts about this operation also and just wasn't sure what to do. Finally being told by a very good friend, "Hey look, it is either this or you will die", I gave the Dr. the okay to do the surgery. The pump was installed and the next day I felt one hundred percent better. Each day I got stronger and stronger.

Within ten days I was up walking on the treadmill for 30 minutes at a time.

I was told I would be on the heart pump for at least three months. By the end of the third week my Dr. came to visit me at 11:00AM and asked me how I was feeling. He then said,

"How would you like to receive a new heart today?" Well, I about fell over!

Prayers — were felt from around the world, from each and every one of you.

Three hours later, on February, Friday the 13th, 1998 I was in surgery. I woke up early on February 14, Valentines Day, with my new heart. What a Valentines Day gift, much better than roses.

On the 3rd of March I was released from the hospital. I am living in an apartment close by for at least the next

two months, as I must go back at least twice a week for tests to make sure my system isn't rejecting my new heart. Each day I get stronger and feel better. At the present time I have to take so many pills that it looks like a meal. I think I take over 40 pills a day right now but as things adjust to each other that will be lowered.



Robb Barr

Hope — never left me. There was always the feeling of hope that something could be done.

Faith — in my doctors and in God was always there.

Prayers — were felt from around the world, from each and every one of you.

Miracles — of medical science and in God, knowing that through death I received life.

I was asked, "Whose heart did you get?" I do not know, it does not matter, it is my heart and I will handle it with love and care because it is a most precious gift.

I cannot thank you enough for your letters, cards, telephone calls and help you have sent in any way. Your most special gift to me has been keeping me in your prayers.

This letter is going out to hundreds of friends because I just cannot write everyone. Over the holidays and also with the cards and letters I have received some of you have been using old addresses for my sister and myself. So here are the correct addresses.

Robb Barr's Sister — Cheryl Peterson

1317 N. 16th St.
Bismarck, ND 58501
(701) 258-4559

I will be living here in Minneapolis until May so you can send mail to the following address until May. After the first of May, send all mail to Bismarck.

Robb Barr (until May 1st)
2300 E. Franklin Ave. Apt. 414
Minneapolis MN 55406
(612) 359-9160

Robb Barr (after May 1st)
1611 N. 16th. St.
Bismarck, ND 58501
(701) 223-1607 Fax: (701) 223-2129

Again, I'd like to say thank you for all your prayers and cards and help you

have sent my way. It is appreciated so very much. God bless you.

Much love from this new heart to you,

/s/ **Robb Barr**

S.O.T.S

(ed. note: Received this "one day" too late for the March issue -- sorry.)

Hi, Mr. Shutterbug and All The "Pis-Lackers",

Well, I ran out of month in February, to make any comments in the "R.H. GIZ", so will do a "COMPRESSED" version!

JANUARY MEETING:

Hosted by **Deb Laudadio** was really Great !! Good Turn-Out. Congratulations to the newest receiver of Leather Kit for/from **CHILDRENS LEATHER**. And also, Congrad's to **Terry** (and **Bob**) for winning the Anniversary Swivel Knife. After the main meeting, the members kind of broke up into smaller groups and were discussing different things, and I overheard a comment from another Co-Op member ---- "*This is what a Co-Op is all about. The sharing of ideas and helping each other.*"

Thanks **Terry**, for bringing the Lemon Squares. I'm sure we'd have starved without them to tide us over.

FEBRUARY MEETING:

Was at **Noel's Tandy Store in Burien**. Thank-You, Noel. By the way, His store sure looks Neat and Tidy now. Very much more organized! I'm impressed! TOO BAD MORE OF US DIDN'T COME TO THE MEETING AND CHECK IT OUT! General's demo on vest making 'WUZ' very in-lightening! He sure answered a lot of un-asked and asked questions. And **Deb** had some good in-put also.

GREAT COOKIES, DUSTY!

Good raffle, Uncle Bill! Even to the Cat Bird Feeder that was donated for the raffle. Good job Terry!

Very sorry to hear of **Al Stohlman's** death.. "THE KING OF LEATHER" IS GONE, AND WE WILL ALL MISS HIM.. Whether we knew him personally or only through his knowledge and art. Our sympathy and prayers go out to **Ann**.

Looking forward to the next meeting. Where-ever it will be SEE 'U'-ALL THERE!

I'm enclosing a "BRANE-TEEZEER" (cross word puzzle) for those who like filling in the blanks. It was quite a challenge -- to make up the words and then figure out Question to match up with the words. Try it sometime! By the way, for those who CHEAT — ANSWERS will be in the next (May's) R.H. Gizzette. I'm a real stinker, huh ???

/s/ **STANDING ON THE SIDE-LINES**


Best Wishes for Ken Imus

Ken is on the mend from a 10 day stay in the hospital for some respiratory problems.

Hurry and Heal — see you at one of the next meetings. We don't want to miss you and your project sharing...

Ken's son, **Kenny**, is sending in Ken's entry into the RawHide Gazette Cover Page Contest and I hear the **Deb Laudadio** is designing one also.





BRANE TEE-ZER

Across:

1. Commonly used for drum heads
2. Co-op Sister
3. Young sheep
4. Short for Co-op
5. Old name – unborn calf
6. Lacing ____
7. ____ kid
8. World famous leather couple
9. Uncle Bill's trying to get more involved in leather
10. Bigger than deer
11. Famous Australian leather artist
12. Part of a saddle
13. Leather rawhide made from this critter
14. Director of Tandy College of Leather Arts
15. Half of a cow

Down:

16. Stamping tool
 17. Pushing leather up from back
 18. Do we enjoy co-op meetings?
 19. Native Americans wear a lot of this leather
 20. Leather tooling is a form of ____
 21. Bill's favorite shopping place
 22. Do'in the ____
 23. Manager of aurora tandy's
 24. On the board of directors
 25. Instructor at tacoma tandy's
 26. Co-Founder of Co-Op
 27. Est. In 1919
1. Used in tooling leather
 2. Dusty's real name
 3. Sewing ____
 4. ____ Luxton
 5. Type of finish

6. Simore Dan
7. One ticket makes a difference
8. Short for Robert
9. Demonstrated ball-bearing embossing
10. Co-founder of Co-op
11. Leather animal that can be a ham
12. Transparent craft ____
13. Double ____
14. Business name – DAGO LEATHER
15. Tandy dye
16. Burien Tandy Store Manager
17. Famous S. D. Leather artist
18. Karen and shutterbug ____
19. Makes drums
20. Leather is made from animal ____
21. Springbok has longer hair along its ____
22. Manager Tacoma Tandy
23. ____ tools with mallet

SILVER VALLEY KNIFE WORKS
The Ultimate Sharpening System
 Straight Edges • Curved Blades • Reverse Curved Blades •
 Wavy Blades • Serrated Blades • Circular Blades
 ALSO SHARPENS
 Broadheads • Scissors
 Pinking Shears • Goggles • Chisels
 V-Tools • Leather Punches
Razor Sharp
Edgemaking System
 The system consists of two paper wheels that will fit on any ordinary 5" or 6" bench motor with a half inch arbor. One wheel is coated with Silicon Carbide. There is enough extra Silicon Carbide Grit in each kit to recut the grit wheel about 30 times. Also, there is a small container of conditioning grease (a special formula of fats, oils and waxes). The conditioning grease is applied to the grit to control heat. The other wheel is slotted and with a touch of jewelers rouge (also included in kit) it is used to remove burrs and polish the edge.



Complete Instructions Come With Each Kit.
 This system will sharpen most knives in less than 30 seconds.

To Order Kit: Send \$30.⁰⁰ Plus Shipping & Handling To

We Accept
 

Silver Valley Knife Works
 P.O. Box 49
 Silvertown, Idaho 83867
 (208) 556-7501

Name: _____
 Address: _____
 State: _____ Zip: _____ Ph: _____
 Credit Card # _____
 Exp. Date: _____ Signature _____

If purchasing with credit card please fill out information and sign. Kit must be sent to name and address of card holder. We need physical address - no P.O. Box - for UPS delivery. Thank you.

Sharpening Systems

The IILG had several email messages, last month, regarding this "sharpening system" and it has been advertised in the Leather Crafters Journal. **Peter Main** says: "This system really works".

Just to remind you -- the leather rounders that were center punched out and glued together to form a buffing wheel, that Bill has brought to his latest leather classes seem to work much the same way, but at a much cheaper cost.

See what works best for you.

Last Months Missing Word

To keep the cost down, General edited the newsletter and removed some pages. Two pages just had the PSLAC member list, but one page of "Tips-Tips-Tips" was removed so the last sentence of the "Tips" had a word missing. Here is the word -- "**dauber.**"

PSLAC Class Offer in Spokane...

(ed. note: Received this email recently)

I've been asked by **Mike Francis**, the

Tandy Manager in Spokane, to contact you and the other members of the PSLAC with an offer to help out with classes, etc. in Spokane. (Sort of a PSLAC East?) I'm taking classes from Mike, learning a tremendous amount, and having a ton of fun at the same time. I've talked to him about the IILG and PSLAC. He gets the *Rawhide Gazette*, or at least has heard of it and seen it. (BTW, I love the new PDF format.) Anyway, he asked that I contact you and extend the offer of the Spokane store for meetings, classes, and any other activity. Perhaps a mention in the *RG* would be appro-

priate. If you want more info I'd be happy to find out what I can.

Take care, and I hope you enjoy your time in Japan. I've heard it is a beautiful place full of gracious people. I envy you your chance to live there. Although I don't think I would move my stuff. I'd store or sell it and buy new when I got there. (Not my tools though!) I hate moving that much! <grin>

Dave T.

email: <moongazer@enaila.nidlink.com>

...and a Reply

(ed. note: Responded with this letter)

Sorry to take so long to get back to you. I think we dropped Spokane Tandy from our mailing list since we never got any feedback or any news from them. If Mike would like to receive the "World Famous" *Raw-Hide Gazette* — just have him send a letter (or email Bill at: churchil@nwlinc.com) with the address of choice.


We kind of looked at the cost of mailing and tighten up our budget a couple of months ago. But, you know (can you hear the sounds of wheels turning?), your nice comments about the PDF format might allow you to print the *RawHide Gazette* and hand it to Mike. What do you think?

Your letter will appear in the *Raw-Hide Gazette* and we will mention the **Spokane Tandy**. Funny — The reason it took me so long to respond was that I was in Spokane visiting relatives and stopped by **The Leather Factory** and completely forgot to visit the **Spokane Tandy Store**. Oh Well! Your reminder of another local resource was timely.

Bob Stelmack

stelmack@nwlinc.com

Rumor - Earl is going to start teaching Beginning Leather Classes at Burien.



Alternate Magnifiers

(ed. note: Found these "clip-on" magnifiers at Drug Emporium at a quite reasonable price, so here is the information:)

Argus Optical reading glasses simply clip onto your sunglasses!

Flip them down to read your golf score, tie a size 20 fly on your leader, read the fine print in your real estate contract, knit or sew, handle small objects.

Flip-up when you don't need them anymore.

No need to fuss with taking off your sunglasses, and putting on your reading glasses, ...then taking off your reading glasses and putting your sunglasses back on again!

Argus Optical Clip-On Flip-Up Reading Glasses were designed for the active outdoors person.

They are:

- Affordable (Retail \$6.50 at **Drug Emporium**)
- Lightweight
- Convenient
- Fits Most Sunglass Styles

Our reading glasses come in a wide variety of strengths to suit each customer's needs.

Mild Powers

1.00, 1.25, 1.50, and 1.75

Medium Powers

2.00, 2.25, 2.50, and 2.75

High Powers

3.00 and 3.25

Argus Optical reading glasses feature lightweight lenses which have been hardened to meet FDA regulations.

ARGUS MICAL, INC.

708 Sixth Avenue North
Seattle, WA 98109
(206) 285-8088
FAX (206) 285-3121
1-800-33 ARGUS
FAX 1-800-524-1202

PSLAC Wants You!

A group that is not constantly growing is doomed to stagnation and extinction. **Bill** has thrown down the gauntlet and asked each of us to recruit a new member. It's not hard. I found a new member by asking a person who has

always admired my work and is always asking HOW I made "this and that."

RawHide Gazette Leather Page Contest

Remember – you have until May 16th to submit a full sized (8 ½ x 11 inch) leather carving that will be used for the Front Page of the RawHide Gazette for the June, July and August

issues. The winner will also receive a "top-of-the-line" swivel knife and that person's leather carving will go into the PSLAC's archives. NOT bad for a \$5 piece of leather and little time.

Think of the Fame, the prize, and YOUR artwork on the Internet. Anyone in the PSLAC can enter and those who do not win this time around may resubmit for the next quarter or pick up their entry at the next PSLAC meeting. Those on the Internet will be mailed back their entry if they do not want to have it resubmitted. Mail your entry to: PSLAC, c/o **Bill Churchill**, 1471 South 302nd, Federal Way, WA 98003, phone (206) 839-3038 (*Note: Change of address to mail your entry.*)

Disruption of Service

The **May** and **June** issues of the *RawHide Gazette* may be delivered later than usual. The Gazette is normally finished and ready for printing between the 12th and 15th of the month. Duplication, stuffing, stamping and mailing move the mail date out to about the 20th of the month.

In May, your Editor will be traveling to Japan and setting up a household in June. All the resources to produce the RawHide Gazette will be in shipping

and the editor's mind will be on many things. Please be patient during this transition.

Bob Stelmack
Tukwila, WA

Uncle Bill is "On-Line"

Our own Co-Founder, **Bill Churchill**, is now part of the World Wide Web.

Bill's email address is:

churchil@nwlink.com

... and has a Web Page at:

<http://www.nwlink.com/~churchil>

Although Bill is very new to the current electronic communication, he has a wealth of radio communication experience in the Air Force . Those of you who have access to the Internet and experience with computers, give Bill a few messages to let him experiment with email communication and give him a hand when it comes to "computer operation". Think back to those days when you first started to use a computer!

Terry's "Painting on Leather"

Terry Shinaberger gave a seminar on Painting on Leather. The seminar started of on a humorous note with the first demonstration using Tandy's Cova Colors and a 2 inch brush -- painting leather as you might paint the wall in your house.

After the laughter died down Terry showed many examples of leather painting on many types of leather (rawhide, leather splits, and top grain leather) strung in those "dream catcher" rings.



The technique that Terry uses is an opaque overhead projector, which we



all remember from our school days as the projector that would take a solid object (sheet from a book, picture, drawing) and project to a screen for the whole class to see.

Here you see an Indian that was transferred to leather with the help of the overhead projector.

Terry used a number of coloring aids to transfer her designs: marking pens, Tandy's Cova colors, pro dye, etc.

Keep in mind copyright laws, if you make projects for people other than

your own self use.

...Uncle Bill's Coner (continued)

seminar that is being held this and next month at the BURIEN TANDY STORE (Phone 206-244-0351)

Don't forget, I am now holding my classes at home. Get on the list

Spokane Leather Factory SALE!

Leather now on sale below WHOLE-SALE PRICES:

Your choice of our best, good, or low grade tooling and embossing sides. The best Tennessee™ Oak, world famous for its superior carving and tooling properties.

The low grade is by far our best selling leather.

It is discolored, has brands and tick marks, but the price is in the basement, a real bargain on today's hide market. Sides range from 21 to 28 sq ft. per side.


Five side buyers, mix or match and deduct

5% from the prices.

<u>Weight</u>	<u>Grade</u>	<u>Stock</u>	<u>Cost</u>
3-4 oz	Best	IW9006-00	\$4.99sq.ft.
3-4 oz	Good	IW9157-73	\$2.99sq.ft.
3-4 oz	Low	IW9157-33	\$2.19sq.ft.
	Grade		
5-7 oz	Best	IW9018-00	\$5.29sq.ft.
5-7 oz	Good	IW9157-75	\$3.49sq.ft.
8-9 oz	Best	IW9026-00	\$5.49sq.ft.
8-9 oz	Good	IW9157-78	\$3.89sq.ft.

Offer expires April 30th, 1998.

(Note: Neither the RawHide Gazette nor PSLAC is responsible for errors in this article, call (800) 822-8437 to confirm price and quantities.)



Ronn Wilson's NW Indian Art Form Class

Ronn gave a sparsely attended class (3 students) a magnificent class on "authentic NW Indian Form Design".
Ronn's next classes are:
April 18th,
April 25th
and May 2nd.
Call Burien Tandy for details



Here are some of the points that help define a "traditional" NW Indian Form.

References:
(Northwest Coast Indian Art, An Analysis of Form by Bill Holm, Copyright © 1965 by the University of Washington Press, published by University of Washington Press

Looking at Indian Art of the Northwest Coast by Hilary Stewart, Copyright © 1979 by Hilary Stewart, published by Douglas & McIntyre, Vancouver, British Columbia

Class notes by Ronn Wilson, *Of Cedar & Salmon an Arts In Education, Cultural Enrichment Program* circa 1998, 19039 - SE 269th, Kent, WA 98042-8467, phone (253)-631-3257

This article was prepared to capture the RULES for creating "traditional", true to form Northwest Indian Art Forms. These rules help separate the "traditional" from the "nontraditional" forms.

- OVERALL Guidelines and Rules:**
- The Larger lines (form lines) define the animal, usually black in color and are on the surface.
 - Secondary lines or forms are

- usually red.
- Tertiary lines or forms are usually blue/green.
- Relief forms are cut into the form lines to break a primary form's bulkiness (circles, ovioids, "T's", etc.).
- An ovioid's center of circles defining the "corners" are vertical aligned.
- Folding the half ovioid over to form the whole ovioid (*future articles on details*) – perform this on tracing paper.

OVIOD RULES:

- Top is twice as thick as bottom.
- Angular Ambiguity — Thick to thin at every turn
- Thickest area of the largest ovioid is the thickest line.
- Inner ovioid ALWAYS floats and is closer to the top and is NOT centered.
- Eyelid line NOT across center and is above center and NOT centered.

"U" RULES:

- Always thicker at the top
- Wider at the bottom
- Corners NOT rounded, more angular definition
- Always meets at the top and bottom of adjoining form.

"L" RULES:

- Tapers to thin at ends
- Corners NOT rounded, more angular definition




"S" RULES:

- Corners NOT rounded, more angular definition
- Tapers to thin at ends

COLOR RULES:

- Inner ovioids ALWAYS black
- Primary black and secondary red, or vice versa.





Student's Sample



Bill



Roy



Larry "Caught" Working



Earl



Jana



Deb



Peter

Peter Main's Burien Tandy Coloring Class

Yet another fine class from Peter Main. This class concentrated on the spirit dye dry brush techniques. Look for a future article for details.



"Return of the Frog"

by Peter Main

RawHide Gazette On-line

The Puget Sound Leather Artisans
Co-Op can be found at

<http://www.nwlink.com/~stelmack/pslac.htm>

If you need the **UserId** and **Pass-
word** for the subscription pages,
just contact the RawHide Gazette
at: (253)839-3038 or email at
churchil@nwlink.com ...or...
stelmack@nwlink.com -- of course
the free password information is
just for the Puget Sound Leather
Artisans Co-Op members. Those on
the Internet still need the \$10 per
year subscription rate.

*Photos taken and sent in to the
PSLAC are, space and focus
permitting, used here in the
printed newsletter.*

*They are also posted, in living
color, on the Internet.*

Your Photos here -- if you send them in to: **PSLAC (ph. 253-839-3038)**
c/o Bill Churchill
1471 South 302nd
Federal Way, WA 98003



Tony's stitching awl -- there is a rubber pad adhered
to the end and a flat surface has been sanded for the
thumb to guide the awl at a 45 degree angle.



Members Sharing their projects



Bill's Homemade Stitching
Pony (3 foot tall)

PSLAC Membership Application

If you know someone who is interested in leathercraft — give them this information:

Puget Sound Leather Artisan Co-Op MEMBERSHIP APPLICATION

YOUR NAME: _____

STREET ADDRESS: _____

CITY, STATE, ZIP: _____

PHONE NUMBER: (____)-_____

We publish a membership list with our members expertise listed. This list is used to refer possible clients to the best person for the job. Tell a little about yourself, how you got started in leather, what your favorite things to do in leather and other crafts and/or art forms.

Send this form along with your first years dues (\$24.00) to one of the directors listed below:

Bill Churchill

1471 South 302nd
Federal Way, WA 98003
(206) 839-3038

Fred Natchbar

1424 Kitsap St.
Port Orchard, WA 98366
(360) 874-6624

General Seymour

17915 212th Ave. E.
Orting, WA, 98360-9622
(360) 893-6759

Don Betts

12613 67th Ave. E.,
Puyallup, WA 98373
(206) 848-2649

If you would like to subscribe to The Leather Crafters & Saddlers Journal through the Co-Op and include an additional \$24.00 for a one year subscription.

April POTLUCK Bar-B-Que Meeting

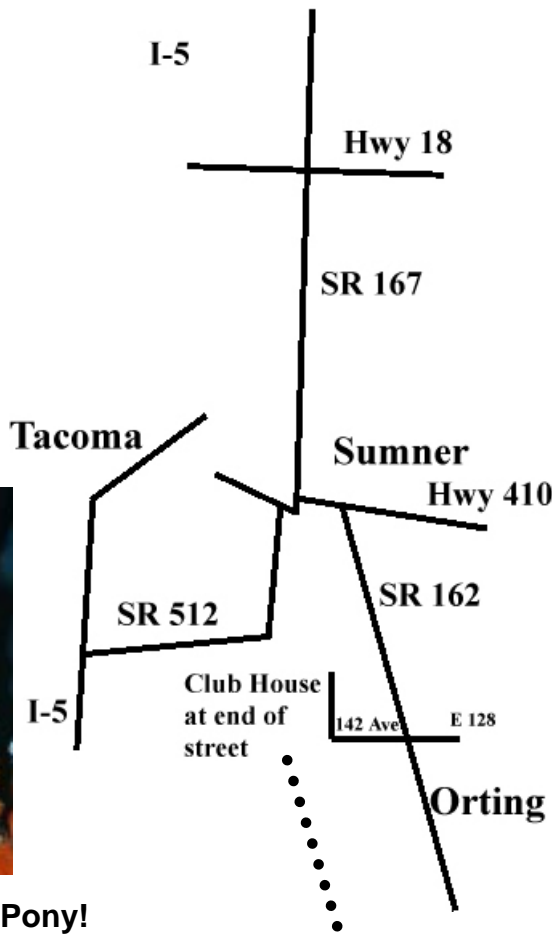
PSLAC will supply the hamburgers, hotdogs and fixins -- you bring the potluck side dish. AND bring your latest leather project to share. Stop by and say "Sayonara" to Bob and Karen Stelmack as they prepare to depart for Japan.



Tony's Stitching Pony!



Map to Linda's House Seattle



◆ PSLAC Partners in Leather

- ◆ **Tandy Seattle** - Jana Stobaugh, Manager, 20003 - Aurora Ave N, Seattle, WA 98133, phone: (206) 542-1677
- ◆ **Tandy Tacoma** - Larry Riekema, Manager, 5429 - S Tacoma Way, Tacoma, WA 98409, phone: (206) 474-1777
- ◆ **Tandy Burien** - Noel DeWittie, Manager, 14611 - 1st Ave. S, Seattle, WA 98168, phone: (206) 244-0351
- ◆ **Leather Factory** - Kevin Durham, Manager, 28 West Boone Ave, Spokane, WA 99201, phone: (800) 822-8437
- ◆ **MacPhersons Leather** - Terry Durban, Manager, 519 - 12th Ave S, Seattle, WA 98144, phone: (206)

The next meeting will be in **April**
Mark your calendar!
Sunday, April 26th, 2:00-4:00pm

Location: At Linda's (see map for directions)

...AND many important announcements!!





visit him.

I've included some scans of the pictures he sent so, hopefully you can see the quality of his work.



Lefty's Leathercraft

As most of you already know, your editor is headed off to Japan for a two year business assignment. At the urging of Bill, I wrote to "Lefty", a professional leather craftsman and teacher located in Japan. I was flabbergasted when I received his response in a hand tooled leather envelope (see picture here).

Enclosed was a nice introduction letter along with some articles and pictures of Lefty's work.

Lefty will be in Sheridan, Wyoming for the May Rocky Mt. Leather Trade Show.

I feel extremely honored to be offered Lefty's services and an invitation to


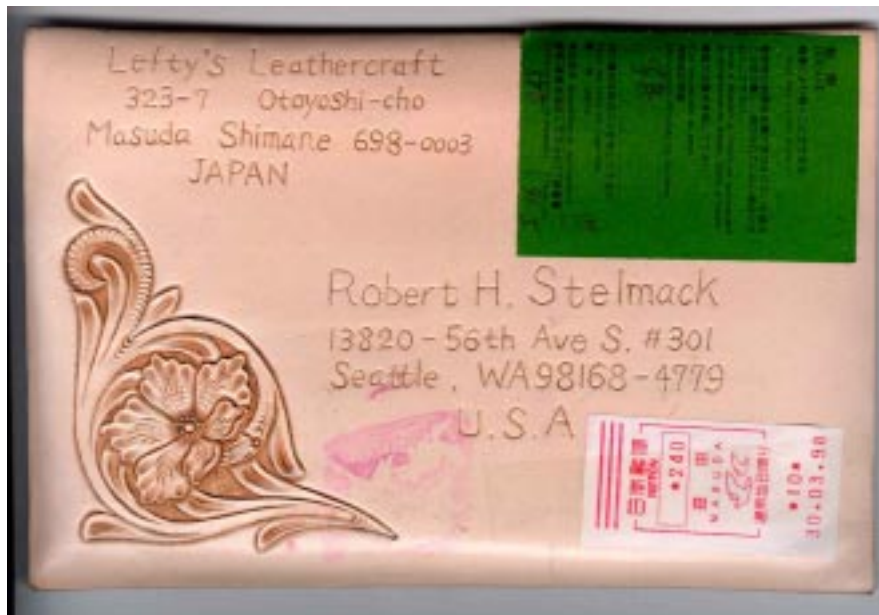
Here is the nice letter he sent:

Hi Bob,

Thank you very much for your letter. I am a professional leather crafter and a leather class teacher.

I live in Masuda, Shimane and Hamamatsu is a long way from here, yet will you come to here?

If there is anything for which I can be of service to you, please do not hesitate to avail yourself of it.





I look forward to seeing you

Sincerely yours,

Lefty
328-7 Otoyoshi-Cho
Masuda
Shimae 698-0003
Fax & Phone
(0856)22-8246

