

# RawHide Gazette

Copyright © 1999 by PSLAC, All Rights Reserved

"Without question, the RawHide Gazette is by far the best and most informative and comprehensive Guild publications of all of them! You are to be commended for your very fine and professional efforts. Keep up the good work. With admiration"  
/signed/

Al & Ann Stohlman, December 1997

Volume 5, Issue 3

Puget Sound Leather Artisans Co-Op

May 1999

## Hide Highlights

- Disruption of RawHide Gazette Service
- Potluck Meeting Month
- Tips-Tips-Tips  
• *Finish Edges with Gelatine*
- The Pros of Cons
- Uncle Bill's Corner
- Insights from New Directors
- Far East Report: Leather Fishes
- April Meeting Pictures
- Ken's Korner

### Mark your calendar!

#### POTLUCK MEETING

The next meeting will be:  
**Sunday, May 23rd, 2:00-4:00pm**

*Location: White River Mobile Estates, 4248 A St. SE  
Auburn*

*(see map and directions)*

## Disruption of RawHide Gazette Service

I will be on vacation in Seattle for one month in the May/June time frame and the JUNE Issue of the RawHide Gazette may be later and smaller in size. I will have my laptop computer with me, but it does not have all the resources to complete the publication of the RawHide Gazette. Please be patient and you will be rewarded with extra issues -- later in the year.


Thanks for your patience.

Bob Stelmack, Editor  
RawHide Gazette

## May Meeting is a Potluck

The annual picnic potluck meeting of the PSLAC members will be in May. Bring your contribution for the potluck -- The hamburgers, hot dogs, condiments, dishes and utensils will be provided.

**Special Raffle** -- Two Japanese leather-craft books. One book is the hard bond book on "Leather Dolls" featured in the RawHide Gazette -- July 1998 issue and



the other is book on creating scenery with many oriental scenes.

**Special Auction** -- Just in time for summer a 4 person cabin tent. Complete (except for ten yellow plastic tent stakes)



### Hide Crafter Productions

Offering a 25% discount (10% on leather) to the PSLAC members  
ON-LINE CATALOG <http://www.hidecrafter.com>

2017 B White Settlement Road  
Ft. Worth, TX 76107

email: [hrcrafter@flash.net](mailto:hrcrafter@flash.net)  
George Hurst, Manager

it even has wall to wall carpet.

Bring your latest projects for sharing and photography.

Puget Sound Leather Artisans Co-Op

...AND have a chance to win a Japanese Leather Book from Hamamatsu or bid on a summer tent.

The NEW Directors -- Ken, Chuck, & Bob

## EMAIL Bag

When we find a new place, why don't we go after visiting dens and whatever Girl Scouts call them to have them come in to our meetings, or why don't we offer our services at their meetings? That's how we are going to recruit. There's 4H, there's bluebirds, there's the boys & girls clubs -- that's where we oughta be.

P.K. Dan

Churchill Barton is sending a free box of leather to PK as she said she is going to Teach the Kids that we can entice to

the meetings. Churchill Barton, as you may remember from a past issue of the *Rawhide Gazette*, has the leather scrap business in Maine, buying from local shoe, belt, and handbag plants and selling to the general public over the web.

### Internet:

<http://w3.ime.net/~barton/leather>

### Email:

[barton@ime.net](mailto:barton@ime.net)

### Mail:

Brettun's Village  
302 Lake St  
Auburn, ME 04210

### Bill Churchill

Federal Way, WA

PK was here tonite. I gave her a few books and loaned her one. All were for teaching kids and stamping and small projects. She has a lot of ideas, but I quote: "I can't do it all, it has to be a CO-OP. we can plan all summer and hopfully be ready to go by fall". Her son is up for the order of the arrow in the scouts and

was doing something at a school tonite concerning that. PK has the knowledge, the willingness and has said that she would be happy to help start the program. She said that she would submit her ideas through me and I should add my comments and pass them along to the Directors.

### Bill Churchill

Federal Way, WA

## Grand Opening Leather Factory Portland

No, we're not in business yet - but we are getting closer. The building isn't done and the inspections aren't passed.

### Leather Factory, Portland

13221 NE Whitaker Way  
(P.O. Box 20667 for mail)  
Portland, Oregon 97294-0667  
Phone: (503) 255-8818  
Fax: (503) 255-9011.

We can't even start putting stuff on the shelves until the final inspection. So it is hurry up and wait. We're still fighting contractors, etc down here. The 800# is going to be 888-277-3360 but we still don't have the phone lines hooked up so give us a little longer. The grand opening is planned for June, just to make sure everything is up and running, but I will send you a preview of what will be on sale (the really good buys, anyway) I think we'll be able to open next week but the way things are going, I'm not making any promises.

Grand opening "SHOULD" be June 23 through 26.

### The Leather Factory -- Portland

**Rawhide Gazette**

**Editor / Publisher:** Bob Stelmack  
**Co-Founders:** Bill Churchill & General Seymour  
**Treasurer/Secretary:** Linda Stockhausen  
**Directors:** Ken Ericksen, Chuck Carlson & Bob Stelmack

*Copyright © 1999 PSLAC, Puget Sound Leather Artisans Co-Op*

The *Rawhide Gazette* is published monthly (12 times a year). Address for information and correspondence: PSLAC, c/o Chuck Carlson, 18117 - 103rd St. East, Bonney Lake, WA 98390-8018. The *Rawhide Gazette* is provided to the Puget Sound Leather Artisans Co-Op as a part of their membership benefits. Annual dues are \$24.00 USD per year.

All submissions are subject to editing for clarity and length. All articles submitted must be accompanied by name and address of writer.

**POSTMASTER:** Send address changes to PSLAC, c/o Chuck Carlson, 18117 - 103rd St. East, Bonney Lake, WA 98390-8018 U.S.A.

**Advertising Rates**

The *Rawhide Gazette* now offers advertising space to interested parties. Ad spaces are as follows:

1/4 Page or Business Card .....	\$60 USD
1.2 Page .....	\$110 USD
1 Page .....	\$200 USD

These rates cover a six month time period. Guild members are entitled to a 25% discount. Leather companies supporting PSLAC are given free Business Card size advertisement, additional space at regular rates.



## Leather Factory Portland

13221 NE Whitaker Way, Portland, OR  
Phone: (503) 255-8818  
Toll Free: 1-888-277-3360  
Fax: (503) 255-9011

*Offering a wholesale discount to the PSLAC members*

<http://www.flash.net/~lfmidas2/index.html>

Kevin White, Manager



## Finish Edges with Gelatine

I use gelatine instead of gum tragacanth.

Here is my recipe:

- 2 decilitre water (*ed note: approx 3/4 cup*)
- 2 sheets or 2 spoons of gelatine
- 1/2 spoon textile colour "DYLO" (*ed note: try Riz clothes dye*)

I mix the ingredients and warm it so the gelatine dissolves, then I apply the warm mixture at the edges just like gum trag and polish well with a piece of linen or canvas. Do never let the mixture boil!

When the mixture after use gets cold it become jelly but warm it and it's ready to use again.

After some weeks when mould appears on the jelly, it is time to make a new mixture.

I use only two DYLAN colours: black for black leather and terracotta for dark brown to london coloured leather. For natural leather I use the mixture without colour.

**Eva Bylund**

Email:

sadelmakarmastarna@swipnet.se



## Dusty on Her Way to Retirement

I once said that Larry didn't do anything funny ,but I was wrong. Case in point:

This rather pretty blonde came into the shop and wanted to know where Washington Ave was. Washington runs perpendicular to South Tacoma Way, the street that the shop is on. I told her that it was perpendicular to the street out front . That \$25 word was too much for her. I could tell because she had a blank

look on her face. So I told her if she just go around the block she would get onto Washington. I got that blank look again. Trying to remember how to talk to a child I came up with "if you could jump over those buildings across the street you would land on Washington".

With that she thought that she could find it and left the store. Larry was listening to this whole conversation and came up to me and said "*sounds like that was the blonde leading the blonde*" Chalk one up for Larry.

**Dusty**

## Make it with Leather -- Back Issues

Good news! Copies of articles from "*Make it with Leather*" are available from the LC&SJ at \$3.00 per article including that pattern that accompanies the article. To order a specific article, contact the LC&SJ at:

The Leather Crafters &  
Saddlers Journal  
331 Annette Ct, Back Issue  
Section  
Rhineland, WI 54501-2902  
phone (715) 362-5393  
fax (715) 362-5391  
e-mail: journal@newnorth.net

**David A. Reis,**  
Journal Staff

## Some Insights to the New PSLAC Directors

*As has been explained in the past, the PSLAC grew out of Leather Guild that came apart over politics and in-fighting. The PSLAC started as benevolent dicta-*

*torship that was built on some common goals. If you have access to the PSLAC Internet Web Site you will find these words:*

**What will you find here:**

Puget Sound Leather Artisans Co-Op (PSLAC) A place to find information on ALL facets of leather: tooling, carving, stamping, dyeing, lacing, brading, construction, and repair on the World Famous RawHide Gazette -- a newsletter ALL about leathercraft

**Who WE are:**

The PSLAC is a non-profit organization formed to promote interest and pass along skills learned in leather craft. The group is formed from members in the Pacific Northwest of the USA and centered around the Seattle/Tacoma/Everett area. As a Co-Op we have formed a co-operative buying power through the local MacPhersons Leather (Seattle) and through mail order to The Leather Factory (Spokane), TWLeather (Fort Worth) and Hide Crafters Leather (Fort Worth). Membership in the PSLAC is required for the substantial discounts.

**Our MISSION is...**

To further the enjoyment of leather and to help others learn more about the real joy of leather - working as a group and sharing ideas and knowledge of leather, its uses and how to use it. To pass on this knowledge to others and then have them pass it on to the new members who come later.

A fellowship with peers, young and old, expert and non-expert, anyone who has the love of leather.

To show and demonstrate to people outside the Co-Op leather in all forms and try to help them to become interested in leather.

*...to share...* time talent, with all others in the Co-Op --especially the young.

*We, as the newly appointed directors, intend to continue the tradition and continue towards those goals. Help us grow this organization to fulfill the PSLAC mission goals.*

**The Directors -- Ken, Chuck, & Bob**

## The April Meeting

Well another meeting has ended and we all had a ball. We took the books like we said we would, we had a surprise sale -- the Leather Secrets and Designs Artistry was 80% off and we only had 2 sets of books so we gave everybody who wanted the set of books a raffle ticket then we had a raffle to see who was going to win the right to buy the books. **Sister Rachel** won and you'll have to ask Ken or Chuck who the other lucky winner was. I was so busy with of picture taking that I just couldn't keep-up with what was going on with everything. I don't know if you received the pictures yet Dale took 2 disks home 1 full + 10 pictures I had a ball. Even took pictures of Fred taking pictures and of **Chuck** with his new live toy. **Teakey**(that what it sounds like) Yes, I know its not spelled right.

The raffle however was "rigged" I didn't win anything. You got to get over here to straighten out this co-op its going down hill. Just kidding guys. To tell you the truth the meetings are sooo.... good.

*By the way, please mention that Tracey Kelley is the person who records who's who and what's what. I couldn't do it without her.*

**Dusty**

## The Pros of Cons

Some information about the Prison people. They are a source of patterns and ideas that you can hardly believe. Tandy actually had a newsletter written by these

people from the ideas and hints that they sent in. If I remember right, the letter was called **Leather Mates**. The Tips and Hints were absolutely fantastic.

Also, the last year of the DOODLE Page contest had fourteen entries — twelve from Prisons. I think it would be informative to contact these people. It would be unique. There is an article on page 44 of the "*Make it with Leather*", November 1981 issue titled "*The Ins & Outs of Prison Leather*". A lot of their patterns are Tattoo's designs such as: Dragons, women etc.

And here is a recent letter to PSLAC in regards to the RawHide Gazette:

4-26-99  
Solomon Stradt  
801205  
Iowa State Penitentiary  
PO Box 316  
Ft. Madison, Iowa 52627

Bill,

*I'm writing this letter in hopes of getting a copie of Raw Hide Gazette. I read your add in Leathercrafters Journal (LC&SJ). I'm a full time leather worker and always in search of leather news, patterns, etc. If your newsletter cost any thing please send me the info.*

Thank You

Solomon Stradt

Tandy used to give a larger discount to the pens than their own employees. No joke, but there are a lot of leather workers out there.

**Bill Churchill**  
Federal Way, WA

## Remember the Aquash?

The Water Brush that was described in the December 1998 RawHide Gazette. I

have found it comes in three brush sizes and I found a new use for the brush. I fill it with clear acrylic and resist my projects.

I have also filled it with spirit dye and used it for dyeing small sections of the tooled background. It is nice to use since you don't have to keep dragging a FULL brush across the finished tooled project - no drips.

**Bob Stelmack**  
Hamamatsu, Japan

## Uncles Bill's Corner

Now that Tandy is selling EVERYTHING at such a huge discount, More of us own Alphabet sets than before. Those of you that were smart enough, and lucky enough, to get more alphabet sets — don't sell them short!

In my classes, I give what I call **Long Term Homework**. There are three entirely different things that the students have five weeks to complete.

First I tell them to get the local newspaper or a magazine, or what ever. I ask them to pick a letter or even better, three different letters. I want them to carve these letters using three different styles. Now most people will swivel knife around and bevel on the outside, then again swivel knife and bevel on the inside and background (inverted) Then on the third letter they get brave and use all kinds of stamps to enhance the letter.

Back in the days of Doodle Pages to mention a couple, Ben Moody and Gene Noland had Doodle Pages with the Alphabets "enhanced". In other words, they added extra stamps to make the letter look better. The stamps that Leather Factory now sells include #8139-00 and when stamped into leather, it looks as if a swivel knife has been used to enhance the letter. Also, they carry another Alphabet set #8145-00 that looks as if a Background tool and a Swivel Knife have been used to enhance the letter.






Figure (b)

Down through the centuries the Alphabet (all 26 letters) have been printed more ways than you can imagine. In the past I have submitted a few for the Gazette. As a matter of fact, one of my first articles in the old *“Old Leather Craftsman”* was about the letter “A”.

Back to my Long Term Homework. Quite often along comes a brave person that wants to change everything. Lately in my classes I have received some real good alphabets. I have received letters that looked like animals. I have received letters that look like feathers (ala Robb Barr style), but one student, a long time ago, sticks in my mind. Her last name started with a “T”. So the last week of classes she came in with her “T”. See

figure (a) where I have tried to make a faithful reproduction. *“Make It With Leather”* magazine wrote an article about my classes and she was the featured student. The different “T”s that she did were printed in the magazine. She had been carving leather for the total of three weeks at that time. If you will notice, she used almost exactly the same “T” for each letter. Yet, there is a world of difference in each letter. For those of you that have been through my classes you will remember that I only teach “C.O.P.I.” Confidence, Observation, Practice, (and the most important), IMAGINATION. Most of you know how to carve, and when you have “COPI” there is nothing that you cannot carve.


Back to the Alphabets. I have always

liked Alphabets. Using letters alone, you can make a beautiful picture. Going back into history, using just ONE letter, you can make a beautiful picture. Figure (b) is something I did in 1972. I used three Alphabet sets, ½, ¾, and 1 inch. They are all “Typical Western” style. If you look you will see the “X, Y, and Z” as they are originally stamped.

You know, you can only go as far in leathercraft as your imagination will take you. The young seem to have all the imagination. Not true — THEY are just not afraid to use it.

**Bill Churchill**  
Federal Way, Washington





Ken  
Imus

## Ken's Corner

We had a very busy and successful April meeting at a new site, which **Chuck**

had a leather palm guide to use with this tool. He also had a really slick tool, by Juski, which is adjustable and pares both edges at once. If you plan to do much braiding, either of these types of tools

us several different ways and tools to do both. The paring, or shaving off the underside corners of the leather strip is necessary to get the braid to lay down flat and definitely improves the appearance. He had two different sized Bleeder Edger tools. I'd seen these in the Siegal catalog, but till now had never heard a good explanation for the term (it's a tool from the slaughter house used to open a hole to bleed out the animal). He

Also at the meeting, **Linda and Dusty** had leather related books from the Tacoma Tandy store, *for sale at a great discount*. I know I added to my reference library. We had some really interesting items for our raffle, some bowling ball kits from Tandy and some *tools donated by Tony Ezettie* (some of them looked like antiques). I brought some catalogs from the **David Morgan** store in Bothell, WA. He stock various weights of kangaroo hide, books on braiding (they made several of the whips used on the Mask Of Zorro), and he does some amazing braided hat bands, etc. Their on-line catalog is at <http://www.davidmorgan.com> We had a number of members bring and display some of their work. **Becky** had some example of her carved clothing accessories and a new member brought a leather saxophone case with wonderful dragon carvings and a leather cover (see pictures). Maybe due to being in a new place and with all the great "stuff" going on, we didn't start the meeting with members presenting their work and this kind of got stuck in at the end of the meeting. We'll see if we can't get more focus on this part at future meetings. If your shy about getting up in front of a group let **Chuck** or myself know and we'll help. Your not going to find a better group to get feedback, constructive critique and just plain appreciation for hand made items. We had some new members attending and some that haven't been able to make it for awhile.




Figure (a)

**Carlson** helped arrange. **Tony Ezettie** put on a great demonstration for cutting and paring braiding strings. He showed

would be a great investment. This was also timely, as **Chuck** is going to do a braiding demo at our June meeting.

As new directors **Bob Stelmack, Chuck Carlson**, and myself are still settling in to our roles, to help **Bill and General** with running PSLAC. We are discussing ways to improve the Coop and continue to get more members. One decision we made was to get a combo TV/VCR for the Coop., to use at meetings for demo's and to show how-to videos. **Chuck** will bring this to meetings. I think **Woody** has most of the **Robb Barr Videos** and **Chuck** just got the **Bianchi Holster Videos**. We been discussing running these either before or after meetings. We're also looking at the possibility, if there's interest of having the kids that attend go off to another area and work on projects. **PK** has indicated an interest in this, but we'll be looking for help from all



The April Meeting



Tony Ezettie's Demo

You won't know what's happening at the meetings -- unless you show up..


the members if this takes off.

**Fred Nachbar** has mapped out a calendar of meetings and tentative schedule of demo's. We'll review at the May meeting and then publish it. He also presented an idea for going to local libraries and setting up displays of our members work, kind of like the **Puyallup Fair**, to generate interest in leather work and new members. We'll work out some more details and then present to the members to see if it's something they want to pursue.

**POTLUCK:** at the May meeting. The Coop will provide the burgers, dogs, buns and condiments and chips. Members can bring other dishes, salads, deserts, etc. We have at least three barbe-

cue grills coming. If you were planning on bringing one, please give me a call at 425-481-9214, so we can coordinate. Chuck may bring the new Coop mascot, *but I don't think bird is on the menu.*

**Ken Erickson**



Tony Ezettie





**Murray's Custom  
Leather Mugs**



**Phil O'Neil's  
Farrier Apron**

**Ken's Profile**

*(Bill thought it would be a good idea to give the members a bit of info about the new directors so here is mine.)* I've been doing leather work, mainly belts, sheaths, holsters, and blackpowder shooting bags and accessories for the about 29 years, some for fun and gifts, some for sale. My parents bought a bunch of tools in the early 1950's and made cowboy gear for my brothers and I, so we already had a lot of the basics when my older brother and I started picking this up in high school. My carving and stamping experience has been pretty sporadic and coloring (other than solid colors) has been zilch, so getting to learn from and share with all of the "Masters" we have in this Coop has been great. And no matter how much you

know, there is always something more to learn in this craft.



**Leather Factory  
Spokane**  
 28 West Boone Ave, Spokane, WA 99201  
 Phone: (509) 328-9939  
 Toll Free: 1-800-822-8437  
 Fax: (509) 326-7019

*Offering a wholesale discount to the PSLAC members*  
<http://www.flash.net/~lfmidas2/index.html>

Kevin White, Manager 



**TWLeather, Inc.**

Toll Free:  
**1-800-477-9923**  
 2017A White Settlement Rd.  
 Fort Worth, TX 76107  
 (817) 877-5427, Fax (817) 877-5432  
 Email: TWLeather@AOL.com

*Offering a wholesale discount to the PSLAC members*

Jim, Ken & Cal, Managers


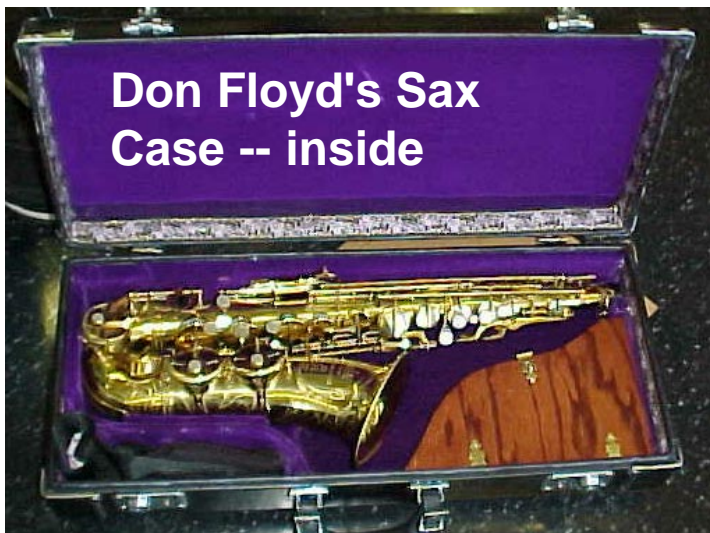


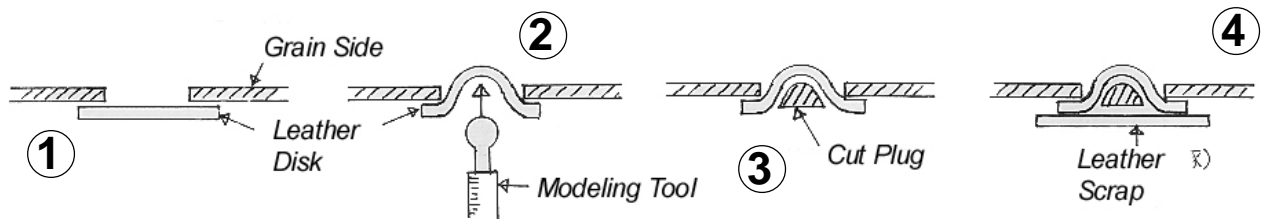
**Woody's Purse  
Project**





The first picture of the sax case was Don Floyd -- first case that he made and the one with the dragon is the second. He designed the dragon himself.





## From the Book: *Fish World*

### *...or "Fish Made by Leather" -- literal Japanese translation*

The book is 32 pages in length and cost about \$32 -- that is about a buck a page. The articles and descriptions (in Japanese -- of course) are very cartoonish and

the drawings certainly don't hold a candle to the "Stohlman" style of illustration.

So why did I spend the money?

I bought the book for its back cover, pictured above. The style and coloration of the fish shown are quite striking. The scale treatment and coloring look better than any leather "flat" carving I've viewed.

It also had a technique for making a realistic three dimensional eye, as shown here in figure (1 thru 4). Figure (1) shows


the positioning of the cased leather with grain side the same as the leather with the eye hole. The modeling ball is used to stretch the disk into the eye ball shape, as shown in figure (2). Figure (3) shows the placement of a leather cut plug and finally, figure (4) shows the glueing of a scrap piece of leather to back the eye.

If anyone is interested in the book I would be happy to try to obtain one.

**Bob Stelmack**  
Hamamatsu, Japan



General is back after his surgery and get getting "Older", I mean "Better". Good to have you back!



## The Leather Factory Hires Tony Laier as new R & D Director

Fort Worth, Texas - The Leather factory, Inc (AMEX: TLF) today announced that Tony Laier, internationally recognized leather artist, designer and teacher, joined The Leather Factory as the Company's Director of Research and Development on May 3, 1999

Worth Jackson

## Welcome to a New PSLAC Sponsor

Brettun's Village would like to add to the list of companies offering a discount to PSLAC members. We'll offer a **10% discount to members** and will also throw in a **free bonus item** (our choice) **in each PSLAC member order**. We recently added buckles, rivets, grommets, and loads of other stuff (excess inventory from local manufacturers) to our shop, so we're trying to drum up a little more traffic!

**Churchill Barton**  
Brettun's Village Shops  
302 Lake Street

Auburn, ME 04210  
(207)782-0861

<http://w3.ime.net/~barton> Visit the Trunk Shop!

<http://w3.ime.net/~barton/leather> Get yourself some leather!

## RG On-line

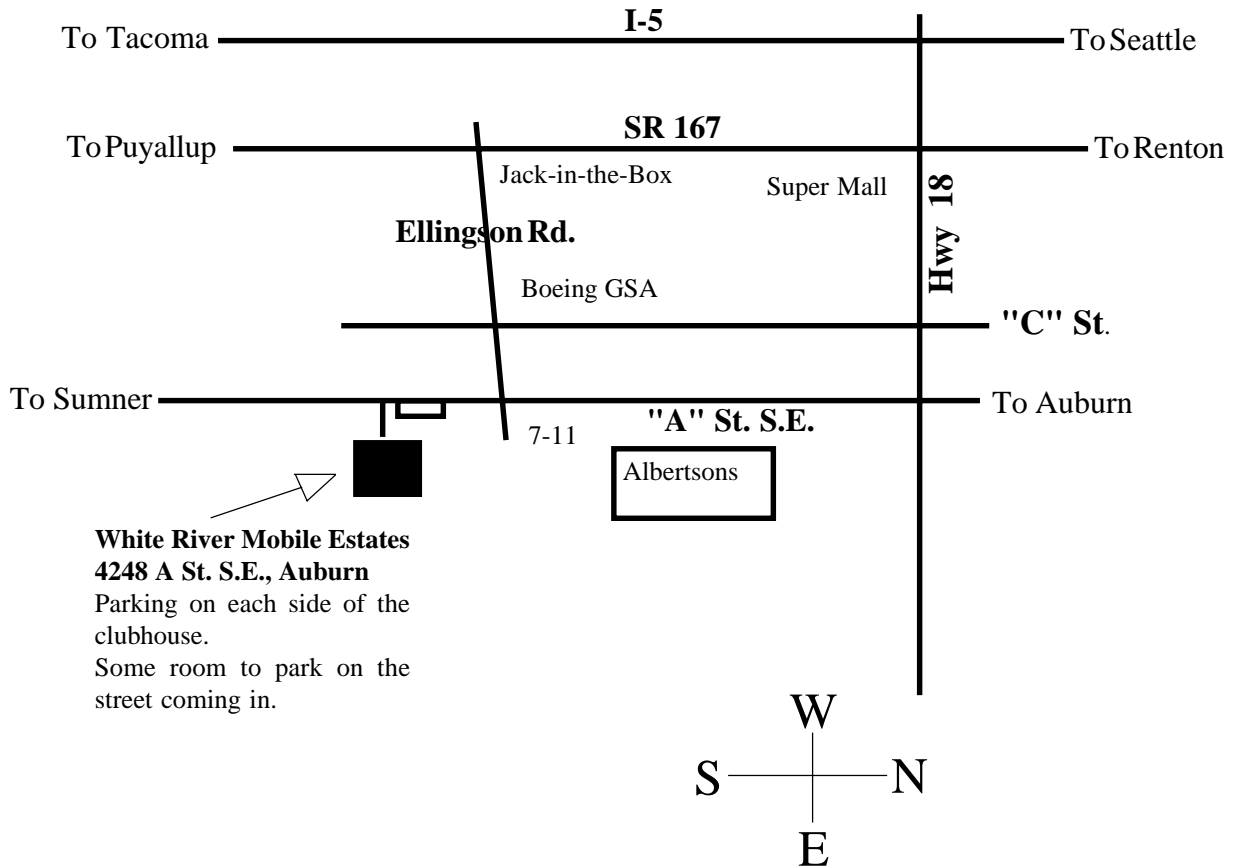
The Puget Sound Leather Artisans Co-Op can be found at <http://www.nwlink.com/~stelmack/pslac.htm> If you need the **UserId** and **Password** for the subscription pages, just [stelmack@nwlink.com](mailto:stelmack@nwlink.com) -- of course the password information is free for the Puget Sound Leather Artisans Co-Op members. Those on the Internet still need the \$10 per year subscription rate.

Web Editor: Bob Stelmack  
Sanaruko Parktown South #1101  
Tomitsuka-Cho 1933-1  
Hamamatsu-Shi 432-8002  
Japan

*Your Photos here -- if you send them in to:*

**PSLAC** c/o Chuck Carlson  
18117 - 103rd St. East  
Bonney Lake, Wa 98390-8018  
U.S.A.

*Photos taken and sent in to the PSLAC are, space and focus permitting, are posted, in living color, on the Internet.*




---

**PSLAC**  
 c/o Chuck Carlson  
 18117 - 103rd St. East  
 Bonney Lake, Wa 98390  
 U.S.A.

