

Rawhide Gazette

Copyright © 2000 by PSLAC, All Rights Reserved

"Without question, the Rawhide Gazette is by far the best and most informative and comprehensive Guild publications of all of them! You are to be commended for your very fine and professional efforts. Keep up the good work. With admiration"
/signed/

Al & Ann Stohlman, December 1997

Volume 6, Issue 7

Puget Sound Leather Artisans Co-Op

September 2000

Hide Highlights

- Setting Up for the Puyallup Fair
- Save Postage & Reduce Your Membership Costs
- Donation by Terry Harlow
- Pleasant Valley Saddle Update
- FLASH -- Late Update! PSLAC Director Resigns
- Special Offering
- Skiver Alternative?
- The Hobby Hall Staff
- Latest Projects
- For Those Who Sell Their Leather Projects
- Peter Main's Recent Creations
- Artwork by Barry Herem
- Fall Leaves
- Members Sharing Projects over the Internet
- Stitching Horse
- Great Northwest Leatherworkers Trade Show
- Pattern Sharing

Setting Up for the Puyallup Fair


September--

We all know what this means. "Back to school" but for us living in the western Washington State it also means The Puyallup Fair. (pronounced Pe-u-al-up)

On the morning of August 25th **Judy and Don Ferguson, Rich and myself** met **Bill Churchill and General Seymour** to enter the members entries into the fair. First things first, we had to have breakfast at the restaurant that is across the street from the fair grounds.

Friday the 25th was the only day they allow people to drive on the grounds. We looked like a parade with Bill in the lead. We were able to park close to the Hobby Hall and unloaded the van and cars quickly. To fill out the paperwork did take time. The ladies **Sue** and **Jackie** made sure that every entry was put in the correct category. They were very nice and was so helpful and made entering our leatherwork a pleasure.

To Bill it was like old home week. He and



General Seymour unloading the van with the PSLAC entries to the Puyallup Fair

General have been doing this for many years so Bill had to go around and talk to everybody and renew old acquaintances. I met **Marilyn** who is one of the people that is in charge of the displays. I send her a *Rawhide Gazette* each month. I was going to ask her if she reads the gazette and before I could ask the question she picked up the latest issue and thanked me for sending it. She had just received it.

I had camera in hand and clicked away so the members can get the flavor of the fair. *Now is the time to be thinking of making your leather masterpiece for 2001.*



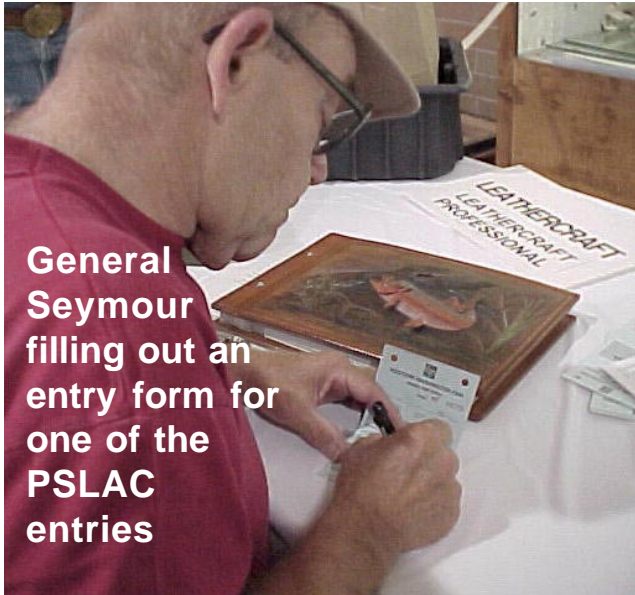
Dusty Wert



Meeting Announcement

MEETING
Sunday,
September
24th, 2-4pm

Location:
WOODY'S PLACE -- 4248 A Street
SE, Auburn



General Seymour filling out an entry form for one of the PSLAC entries

Meetings Resume After Summer Break -- see front page and back for venue and map

Save the Postage -- Reduce Your Membership Costs

Dusty received a letter from Joyce Beaver who is now picking up her copy of the *Rawhide Gazette* from the Internet. This helps PSLAC to reduce the US Postal costs. If anyone else has the ability to receive the *Rawhide Gazette* via the Internet, just let Dusty or Linda know and we will change your membership from Postal to Internet. Postal Memberships are \$24 per year and Internet Membership is \$10 per year.

With these newer, cheaper Ink Jet Printers you can even make your own printed copy, in full color, for reference at home or just print the page(s) you want.

Dusty Wert

Another Fine Donation by Terry Harlow

(ed. note: Here are is an email letter that describes the donation to PSLAC.)

I worked at the Tacoma Tandy until just before they closed. I hauled all of my tools (stamping, carving, 3-D) with me, but my circumstances have changed.

I don't have as many stamps as Churchill did, but there are easily over 100 along with a few rolls of nice carving leather, some kits, and various leatherworking books.

I can't use them, and I was shocked to find that there is nobody here who is interested in them. So if anyone in PSLAC or that you know of would like these things, I will gladly give them away. The only thing I do ask is for shipping costs to be paid. That is likely to come to about \$50.00 if they want all the stamps, books and leather.

I am moving into a small apartment the first of Sept, but a friend will store things for me for a couple of months. Then I will have to dispose of them one way or another. I would be grateful for any help you can provide.

Thank You,
Terry Harlow

Pleasant Valley Saddle Update

Howdy,

I just got the latest newsletter and wanted to drop you a note of interest to pass on to the membership. I have a new book out entitled **Horsepacking Illustrated**. It is a complete guide to packing in and camping with livestock and includes a brief cook-book of open fire and Dutch oven recipes. Retails for \$18.95 + \$3 shipping. They can call 800-571-0021 with credit cards

The other item of interest is regarding the BOSS stitchee. *As you know I offer a 20% discount to PSLAC members on all of my books and videos, well, to keep up the member benefits I will also offer a 10% discount on the BOSS (members only, please).* It is priced at \$1584 and my member price is \$1426 ! I hope this is helpful to everyone.

If you get a chance take a look at my website (www.pvsaddleshop.com) which has been improved a bit lately.

Happy Trails,
Dusty Johnson
Email: DustyJohn@aol.com



Bill Churchill and Marilyn Fankhauser

FLASH -- Late Update!

My Resignation as Director of PSLAC

(ed note: The following letter was sent by Chuck Carlson to the Directors of PSLAC)

About 7 years ago when I first had the desire to open a leather business (Anchor Leather), I approached **Bill Churchill** and asked him for a crash course to refresh my skills and bring me up-to-date on some of the techniques I felt I would need to be a success at such an endeavor. He told me: *"Chuck, You and I go back over 20 years and you were one of the quickest studies I ever knew, you soak up the knowledge like a sponge. But I'm retired now...let me think on it a couple days, I'll let you know."*

The next day he called me and said: *"You put a spark in my butt yesterday, and I feel very strongly that I need to pass along the knowledge in leather craft that I've gained before I'm too old or simply not well enough to do it. Tag, you're it! Class starts tomorrow."*

Soon after that he told me of a leather group that he and **General** wanted to try to get going, but this time as a cooperative effort, not a Guild with all the politics that had destroyed the first one, but a group of people from all levels of expertise. Beginners to professionals, kids to old farts, with one thing as the goal: **People helping people to help people to pass along leather craft.**

Eventually I was honored to be asked to one of the first directors, and I've had the pleasure of watching **PSLAC** grow from 6 people sitting around a table at General's with me taking notes, to an Internationally recognized organization of several hundred members and the best, most professional leather craft newsletter that I believe exists in the world today! I'm proud to have been a small part of that effort.

I feel it's time for me to step down and let someone assume the responsibilities that I have not been fulfilling adequately in my own mind. I have not been active in leather for a bit now, I still plan to build the shop again and do again what has been a source of great pleasure and satisfaction in the past, but for now I think the group needs the "active artisan" leadership that I can't provide right now.

I will always be available to my friends in PSLAC when the need is there, and will attend meetings, breakfasts and such. I have some dear friends in this organization, and I would like to recommend that effectively immediately, my successor be **Woody Collins**. He has been an extremely active and beneficial leather worker to PSLAC, as a source for our meeting place (which he finishes cleaning and vacuuming after we have all gone home...), as a teacher to our youth, and as a demonstrator at the Puyallup Fair. He deserves the recognition and his "active input" will be a tremendous asset to the directors as they move PSLAC into the new millennium.

OK, That's All Folks!!!



Chuck Carlson
Anchor Leather
Bonney Lake, WA
anchorleather@bigfoot.com

Directors Response

Chuck,

I am very grateful for your help in starting and maintaining the PSLAC organization. I know that if you had more time you would give more. You have given so much in the past. In fact, I can't remember a PSLAC

bar-b-que that didn't have that special chef!

Your decision to resign is understandable, but sad news. If you felt that you wanted to continue, you would have my complete support.


You have indicated that you would like another to take your place and I couldn't agree more with your choice. Woody kind of reminds me of someone else who made an apartment area available for PSLAC meetings, but that's another story. If Ken agrees, I would be in favor of appointing Woody as the replacement Director.

Chuck -- thanks for all your support and we hope we can tap that support, from time-to-time in the future.

Cheers,



Bob Stelmack
Director, PSLAC



Special Offering for PSLAC Members

I was a member of PSLAC for a year, but have dropped leathercraft as a hobby, mainly because here in Nova Scotia it's either dead or dying. When I worked at **Tandy Leather** 30 years ago there were not a lot of people in the hobby — now I can't find anyone. I got back into the hobby about five years ago and bought all the books and things I thought I would need - manuals, videos, craftaids, etc. But its pretty lonely doing it all by yourself, so I've gotten involved in wood turning which is a "hot" hobby at the moment. Here in Nova Scotia there is no one to sell my leather books etc. to and I would really like to move them. I found a chap in Alberta who took my stamping tools, but he already has everything else. I want to keep my tools for making leather items, but I am no longer interested in spending time decorating leather.

I have nearly all of Stohlman's publications, if not all, and they were bought and put in plastic bags and hardly ever touched. I have the set of Saddlemaking books as well and 5 or 6 videos from the Hidecrafter series. I have about 25 or 30 different craftaids. I was looking at the May 2000 issue of the Rawhide Gazette and I saw the article thanking someone for donating Stamps and it got me to thinking. I am not rich enough to donate all these things for the kids to use, but neither is it doing me any good sitting on my shelves so perhaps if you are interested we could think of something.

My idea would be to send you a list of what I have for sale and then donate, say, 25% of what I sell to the organization. For example, if I had 20 books at \$5.00 each and I sold 8 of them, then of the remaining books I'd let you pick 2 or 25% of what I'd sold. We'd do it on a dollar basis and in no case would I sell more than 75% of the materials even if I had offers for it — and you could pick what you wanted. If I sold books, but you wanted videos you could have the value of 25% of what I had sold.

If the organization would be interested, or even if you would be interested personally, get back to me at jrobar@primus.ca

(*ed. note: Jim continued with some details and will have a list of the books soon.*)

No, I do not have a list at the moment although I will start with the titles of the videos I have:

21st century Leathercraft videos:

- Chapter II - Carving Oak Leaves with George Hurst
- Chapter III - Carving Roses with George Hurst
- Chapter V - Basic Dyeing and Finishing with George Hurst
- Chapter VI - Introduction to Figure Carving with George Hurst
- Chapter VII - Introduction to Scenery Carving with George Hurst
- Chapter X - Colouring Figures with George Hurst

Each of the above cost me \$ 19.95 US and I would be willing to sell them at \$10.00 each US.

Craftaids:

- 2671 belt, oak leaves
- 2015 belt, oak leaves
- 2017 wallet, oak leaves
- 2016 belt, oak leaves
- 6580 billfold & belt, horses and oak leaves
- 6560 corner designs, traditional, oak leaves, roses, etc.
- 2707 alphabet craftaid
- 2283 alphabet craftaid
- 6590 scrolls
- 2029 Sheridan checkbook
- 2028 Sheridan corners
- 2027 Sheridan billfold
- 2063 notebook cover
- 2055 checkbook cover
- 6534 eagle
- 6579 billfold & belt - horses and maple leaves
- 2815 handbag or photo album cover - traditional and large horse head
- 6576 billfold & belt - roses
- 2150 wallet, scroll and horse and cow-

- boy
- 2064 billfold, traditional or floral carving
- 4293 billfold, intertwining loops
- 3120 book cover, praying hands and the cross
- 6530 wallet, floral and a five ton truck

Those all cost me between \$4.50 and at the last \$6.00 each. I would be willing to sell them for \$3.00 each US.

I also have the wilderness pack, which cost me \$16.00 US and I would sell it for \$10.00 US.

Then there are all the books, two alphabet sets, and if you have "The Leather Factory" catalogue look on page 75 of catalog 29 under saddles at the book by Russel H Beatie. It lists at 194.99 retail and \$ 149.99 wholesale - Canadian price. I would be willing to sell this book for \$50.00 US. Also, on page 59 there is leather splitter # 3790, the Canadian cost is \$224.99 or 149.99 Wholesale so approximately \$100 US to \$150.00 US. I have the old Tandy splitter in very, very good condition and I would part with it for \$60.00 US.

I think if your people would be interested in these things we would both benefit. The main problem is to get it to you without you guys having to pay customs duties. Do you have any ideas in this area? If, after looking at this list, you are still interested I will make up a list of the books and the prices I want for them. I am doing 12 hour shifts for the next 4 days so I may not get it done until Sunday, but then again I may.

Also, although I probably should not admit to this, I inherited a large selection of very old doodle pages from a friend. They stunk to high heaven and I couldn't stand to have them around because I have allergies. So, I photocopied them, treated the originals and then sold them. But the photocopies are excellent and done both sides (two separate sheets of paper). I have the file down in my shop, bound, and if I remember right its about 1 1/2" thick. Some of the doodle pages are from the late 50's and early 60's.

I was down in the shop tonight and found some of my books. The others must be in the apartment which is jammed into three rooms, the bedrooms at the moment because they are coming in to paint tomorrow. I can't even get into my file cabinet to get a catalogue to give you prices. Anyway the ones I have in front of me.

Books:

- Buscadero Belts and holsters (Patterns pak by F.O. Baird) #6042-00
- Holster & Gun Belt Pattern Pack #6054
- Pictures pak - 20-1, 20-2, 21-1, and 21-2 by Al Stohlman (2 ducks, a grizzly bear, matador, and fighting stallions. These are old patterns for large wall pictures)
- Saddlebag Pattern Pak - 1917
- The art of Making Leather cases - Volume 1 - Al Stohlman
- The art of Making Leather cases - Volume 2 - Al Stohlman
- The Art of Making Leather Cases - Volume 3 - Al & Ann Stohlman Custom-Made Saddle Bags (pattern Pak and instruction booklet) by Al & Ann Stohlman
- The Stohlman Encyclopedia of SaddleMaking - All three volumes by Al & Ann Stohlman (Would like to sell these as a set)
- Western Riding - by Charlene Strickland
- Leathercraft Tools - How to use and Sharpen them - By Al Stohlman
- Eyewitness Books - Cowboy - A beautiful picture book of the Cowboy and his gear.
- How to Make Holsters by Al Stohlman
- Saddles by Russel H. Beatie
- Lucky Seven Wallet Book
- Trail Rider Saddle Pattern - Stock No.4812
- Shoulder Holster Kit Pattern and Instructions
- Lucky Eight Belt Book
- Stamping With the Basics

More Books:

- Projects and Designs - by Al Stohlman - Stock No. 1937
- Leatherwork - By Al Stohlman, A. D. Patten, J.A. Wilson
- Leatherwork Manual - by the same three guys (three times thicker) - Stock No. 1891
- Colouring Leather - by Al Stohlman - Stock # 1942
- Basket Weave Primer - Stock No. 1909
- Finesse Tracing Patterns - by Al Stohlman - Stock No. 1952
- How to Buckstitch - by Al Stohlman - Stock No. 1946
- The Art of Embossing Leather - by Al & Ann Stohlman - Stock No. 1915
- Pictorial Carving Finesse - by Al Stohlman - Stock No. 1950
- Figure Carving Finesse - by Al Stohlman - Stock No. 1951

There are some other long books but where they are at the moment escapes me. I've got them somewhere to protect them because of their size and the book of doodle pages is with them so I hope my 52 year old memory kicks in soon. I hate when I can't remember important things like that. However, you can see that I have a pretty good selection of books. I hope that I can sell some of these to your members because I know they will get a good home.

Best Regards,
Jim Robar
 jrobar@primus.ca



PSLAC Pendleton Badges

The new ID badges that we are going to be wearing at Pendleton. They have the member's history and we wear them around our neck. I believe that Dale was doing them. I hope there is still enough time before Pendleton to get them out to the members that are going to Pendleton. I'm going to wear mine doing the Puyallup. I'm going to do 2 evenings giving demos in the Hobby Hall.

Dusty Wert



She's Here

Hi! Yes, she's here! **Rylee Christine Riekema**—born 9/14/00, 6lb. 14 oz, 19-1/2" to **Leslie and Larry Riekema** who was the manager of Tandy Leather in Tacoma.

Dusty Wert



Skiver Alternative?

I'm as bad at antique stores and fairs as Bill is at Boeing Surplus. Once again, I was at yet another antique fair and found many old straight razors. They ranged in price from £3 (\$4.50) to £15 (\$22.50), but most were in the £3-5 range. I picked up a couple and while I was there I almost bought a leather straight edge strop, but I figured I had enough leather at home for stropping.

The first thing I discovered was that even the cheapest straight razor was still plenty sharp. (*Don't ask how I discovered that they were sharp.*) I tried it on a hardened safety glass for skiving -- just like **Tony Ezettie** taught me, and found that it worked quite satisfactorily. In fact, I was able to control it better than my head knife.

The trick to skiving the leather on the



Old Fashion Straight Razors

RawHide Gazette

Editor / Publisher: Bob Stelmack
Co-Founders: Bill Churchill & General Seymour
Treasurer/Secretary: Linda Stockhausen

Copyright © 2000 PSLAC, Puget Sound Leather Artisans Co-Op

The *RawHide Gazette* is published monthly (12 times a year). Address for information and correspondence: PSLAC, c/o Linda Stockhausen, 12614 142nd. Ave. Ct. E., Puyallup, WA 98374, U.S.A., (ph. 253-770-8751)

email: bingbudz@postalzone.com

The *RawHide Gazette* is provided to the Puget Sound Leather Artisans Co-Op as a part of their membership benefits. Annual dues are \$24.00 USD per year.

All submissions are subject to editing for clarity and length. All articles submitted must be accompanied by name, address and permission of writer.

POSTMASTER: Send address changes to PSLAC, c/o Linda Stockhausen, 12614 142nd. Ave. Ct. E., Puyallup, WA 98374, U.S.A.

Advertising Rates

The *RawHide Gazette* now offers advertising space to interested parties. Ad spaces are as follows:

- 1/4 Page or Business Card \$60 USD
- 1/2 Page \$110 USD
- 1 Full Page \$200 USD

These rates cover a six month time period. Guild members are entitled to a 25% discount. Leather companies supporting PSLAC are given free Business Card size advertisement, additional space at regular rates.

hardened safety glass place, was to let the tip of the straight razor glide and guide on the glass surface.

Take a look in the second hand and antique stores in your town and see if you can find one of these bargains.

Be very careful with the blade, they are **VERY SHARP** and should only be used by and with adult supervision.

Cheers,



Bob Stelmack,
Wellington, UK



The Hobby Hall Staff

(ed. note: A letter from Marilyn to Dusty telling a little about the Hobby Hall Staff)

Sue is on the left and **Jackie** is on the right. Anyway, Jackie is the one that is in charge of the Leather entries. Neither one has a "title" other than Hobby Hall Staff. My "title" is Asst. Hobby Hall Supt. (in charge of Demonstrators.) There are 4 of us that share the responsibility of seeing that the Hobby Hall comes together, and each of us has our own area of experience.

The Judging has already been accomplished, and the entries are all in their cases. I will ask Eileen (the General Superintendent) about taking pictures the day after the items are being prepared for pick up. (it would probably have to be early Tuesday after the Fair, before anyone picked up their items.) The first scheduled demonstration of Leather is on Monday the 11th. You are welcome to take pictures of them demonstrating. (Woody, General,

and Bill if he is able) It was fun meeting you, and I hope you come and enjoy the Fair.

Marilyn Fankhauser
Hobby Hall Supt.



Marilyn Fankhauser proudly displaying the latest issue of the Rawhide Gazette



Judy & Don Ferguson



Sue and Jackie checking in the PSLAC leather entries





Looking at Indian Art of the Northwest Coast by Hilary Stewart, copyright 1979, University of Washington Press - Hummingbird (titled Sah Sin) by Art Thompson



My Latest Project

I have just started a project that will become a leather sketch book. I haven't completely thought through how or what type of sketch book it will hold or how the book will be held in place, but I have started the carving.

I needed to start another project because I haven't touched leather for many months.

The subject is a Northwest Indian hummingbird that was designed by **Art Thompson** and can be found in the book *Looking at Indian Art of the Northwest Coast*.

Although printed in 1979, the *Looking at Indian Art of the Northwest Coast* book is so popular on the Pacific Northwest Coastal tourist locations, that it is easily found. This book offers the background and the design elements to create your own Northwest Indian Art.

I am toying with the idea of using natural coloring to color the design: lamp black or coal for the black sections and blackberries or red beet root that is growing in a field nearby for the red sections.

In any case, you will see the project as it progresses in the next issues of the *Raw-Hide Gazette*.

Bob Stelmack,
Wellington, UK



Toll Free:
(800) 541-3264
Bee Natural
Leather-
care

The ultimate in
leather care
products

P.O. Box 820803, Vancouver, WA. 98682-0018
(360) 891-7178 , FAX: (360) 891-7166
Email: bnatura@pacifier.com

This Months SPOTLIGHT on PRO-CARV — Working and Tooling **Leather Formulation**

DIRECTIONS:

Dilute concentrate with water: 1 part PRO-CARV to 10 parts water is recommended for carving and tooling. When immersing the leather for shaping or forming, add 8 oz. PRO-CARV to 3 gallons of water.

NO CASING IS NECESSARY

Leather can be immersed or sponged with this solution. PRO-CARV eliminates the need to case leather. PRO-CARV allows you to begin working with the leather after immersing for 3-5 minutes because of the very rapid penetration into even the thickest hide. Allow the surface to dry somewhat before beginning forming or carving.

Contact MacPherson's, Hide Crafters and Golier
Leather for any of the fine Bee Natural Leather products.

Advertisement

For Those Who Sell Their Leather Projects

I have found out something quite by accident. For a person who has made their living selling one aspect of leather or another since 1968, I am surprised I haven't thought of this before.


I can remember some of the earlier meetings of PSLAC when **Andy Stasiak** used to stand up and almost yell: *"Take a scrapbook of your work where ever you go. Always have it in the car so you can always show someone what you have done and can do. It might even pay to have a small price marked on what you have sold (and want to sell) in your scrapbook. Carry it under your arm when going through the checkout. Everywhere you might run into a prospective customer."*

Andy, were you ever right!

Well, I have found something that has to go along with your scrapbook. I started leathercraft in 1958. I like most others enjoy a compliment now and then on my leather work, but until about a month ago, I have never received so much comment about any of my leather work as I am now receiving.

I made an Appointment book with my portrait on the front cover. I do carry that book with me at all times as I have emergency information inside. Emergency numbers, medicines that My wife and I take. Any other information that one might need when away from home. Everyone was kidding me about carrying my picture around so I could remember who I was. Kid all you want, If I were in the business of selling Leather work, this is the first thing I would make to carry around at all times.

As you all know, I have been visiting the Doctors and hospital a lot. (*Oh yes, Doctors love that emergency information in the book*), but I have had people carry that book around and show it to everyone. Going through the Checkout, sitting in a



waiting area — you name it. And what do they all say: "Who made that for you? OH, you did! Do you make them to sell?"

I can't get over it, everyone has to see it. I have been carrying one of my Appointment Books for years and I have made about 50 of them all total. I could not begin to tell you of the other things that I have made (To Sell) and keep over the years, but nothing has brought attention to my work like My portrait on the front cover carved and in color. Stop and think — You do NOT see that on any leather work anywhere.

I will quote the first paragraph that I have written for my Portrait classes:

"I consider Calligraphy and singular lettering (Alphabets) along with portraits of People (especially older and

wrinkled) to be the ultimate that can be printed or embossed on Film, Canvas, Paper, and Naturally Leather. Throughout this class, you will see numerous Portraits of people that I consider absolutely beautiful. Each one of these portraits has character and you can almost, just by observing, see the life that these people have lived — Some hard times, some not so hard times."

I do not consider myself alone in this observation, and back to the front cover, people seem drawn to your work when they see YOUR portrait on that front cover. Talk about advertisement and all it costs is a little Work (FUN).

Bill Churchill
Federal Way, WA

Peter Main's Recent Creation

Some time ago I posted a photo of the making of a polo player pictorial. Well, now it is complete awaiting to be framed. This picture is for the Equestrian Center in Sheridan, Wyoming and the best part of that is that I had to deliver it here.

This picture is created using the technique of embossed applique. It has 29 individual pieces included the sculptured leather plugs and background. It is colored with spirit dyes with just a little diluted white acrylic for detail. The picture size (background) is 15x13".

The holes are for the threads to tie the player and ball in place. The other photos show the player prior to final assembly, and also the reverse side showing the plugs and threads.



Artwork by Barry Herem

(ed. note: I was unable to get permission to present one of the "Bright Wings" in this newsletter, but the URL to see them is given below. The "Bright Wings" combine typical Northwest Indian Art with the shape of butterflies.)

Widely known as a Pacific Northwest Coast artist, **Barry** has created more than 40 limited-edition serigraphs. His works have been exhibited in most major American cities, and in many foreign ones. Some of his works were featured in **Northwest Coast Indian Graphics** by Blackman and Hall, University of Washington Press, 1982. He has also created 5" x 7" art cards of many of his popular serigraph designs. The **Bright Wings** series is a tropical cache of four-color fanciful butterflies with invented Latin names in honor of outstanding contemporary Northwest Coast formline artists. These serigraphs come in limited editions of 195 and are printed on archival white stock.

You can see these whimsical patterns at:

http://www.chiefseattle.com/artists/herem/bright_wings.htm



Checkbook Cover -- Tony Laier's Design, Peter Main's Craftsmanship

Here is another project recently completed. I was fortunate enough to sit in on a **Tony Laier** workshop at Lebanon in 1998. Tony designed this to be carved inverted. I added a scroll leading to my initials. It is made from 2-3 oz Herman Oak and is lined with kangaroo. I have also added folded edges for a neater finish.

Peter Main



Fall is Approaching

Peter Main's carved leaf more real than the real thing. We have included some actual leaves turning colors to give some ideas for leaf coloration. The colors in nature are often more varied than you might expect. Look for the leaves scattered among the RawHide Gazette pages of the issue.



PSLAC Members Sharing Projects with Email over the Internet

The gun belt was made of 8/9 oz veg. tan leather. It is hand stitched and finished with **Fiebing** mahogany antique and harness oil. The tooling pattern came from the **Stohlman** book on belts and enlarged on a copy machine to fit. It is backed with a piece of 3/4 oz. veg. tan.

The holster is for a Ruger single six model. The pattern is a "Mexican Double Loop," style. I made the pattern by using the instructions in the Stohlman book on holsters and adapted the back skirt from a pattern in one of last years "**Leather Crafters Journal.**"

The holster is made of the same 8/9 oz. veg. tan leather and is unlined. The tooling pattern came from the Stohlman holster book. The project was begun in January when I made the holster, and was afraid to cut the pattern very deep and was afraid to strike the stamping tools very hard. I did the belt in August. The tooling on the belt is much deeper. I have learned a lot look forward to learning a lot more.

MikeTillery
email: tillery@flash.net

Stitching Horse

This topic comes around every now and then and each time it comes up, I figure I will take pictures of my stitching horse.

The base is mahogany, uprights and jaws are walnut and the brace in the middle is Oak. The rod is brass.

I can take this horse anywhere...works just like any of the others and fits almost any chair.

Anyway it is the one I use.

This horse works great for me and is very



Mike Tillery's emailed holster and belt picture

strong. Not difficult to carry around when I have work to do away from the shop. and you would be surprised how many people ask me what the hell I am doing when I am someplace sewing something together-- waiting rooms, Dr Offices, sitting in the mall, while waiting endlessly for someone to finish looking and never buying anything in a store.

Charles
Leather Scrap Maker
<http://members.aol.com/lthrcatlg/>



Announcing the
2000 Great Northwest Leatherworkers Trade Show
Pendleton, Oregon

OCTOBER 27/FRI (9-5pm) — 28/SAT (9-5pm) — 29/SUN (9-2pm)
at the Pendleton Convention Center
1601 Westgate
Pendleton, OR 97801

All Leatherworkers Cordially Invited
FREE ADMISSION

SEE - COMPARE - BUY
All Your Leather Shop Needs Under One Roof

ALL KINDS OF LEATHER

Stitching and other Leather Machinery
Custom Stamping Tools - Edgers - Knives - Creasers - Awls
Leather Dyes and Leather Care Products - All Kinds and Colors of Thread
Mallets - Books - How-To Videos - Pattern Paks - Leather Specialty Items
Saddle Trees - Saddle Hardware - Silver Work - Rawhide - Horsehair - Custom Makers Stamps
Choose from 1,000's of leather items

Visit With Over 80 Exhibitors Manufacturers and Suppliers

Free: Thursday PM Banquet and Entertainment, 6pm at Convention Center
Mingle and Meet Friends in the Leather Business from the Great Northwest

“LEATHERWORKERS”

Bring Your Leatherwork
to Pendleton
Show and Sell

Bring your Saddles - Tack - Chaps - Wall hanging - Personal Items
Holsters - Pictures - Belts - Wallets - Stand Alones - Sheaths - etc..

Price and Sell them at the Show

Entry Fee \$5.00 per Item

No COMMISSION CHARGES

Event Sponsored by The Leather Crafters & Saddlers Journal
331 Annette Court, Rhinelander, WI 54501

715-362-5393

(Note: Information taken from the latest Leather Crafters and Saddlemens Journal)

Sign up For Some Workshops at the Great Northwest Leatherworkers Trade Show at Pendleton, Oregon

These Workshops and Classes are Taught by Some of the Country's Finest Craftsmen and Thoroughly Qualified Instructors

SOME STARTING TUESDAY OCT 24, 2000, OTHERS DURING TRADE SHOW

**To Sign up — Write: The Leather Crafters & Saddlers Journal, 331 Annette Court, Rhinelander, WI 54501
Or for CC's Call 715-362-5390**

3 Days \$225
Robb Barr: "Rainbow Trout"
Tues - Oct 24, 1PM
Wed - Oct 25, 9AM - 5
Thurs - Oct 26, 9AM - 5
Room 5

3 Days \$225
Jim Hurlbutt: 12 String Kangaroo Hide Quirt
Tues - Oct 24, 1PM
Wed - Oct 25, 9AM - 5
Thurs - Oct 26, 9AM - 5
Room 4

1/2 Day \$35
Bob Beard: Carving a Desert Scene
Fri - Oct 27, 8:30 - NOON
Room 5

1 Day \$70
Jim Hurlbutt: 13 String Kangaroo Hide Belt
Fri - Oct 27, 8:30 - 5PM
Room 4

1/2 Day \$35
Pete Gorrell: Beginning Carving
Fri - Oct 27, 1 - 4:30pm
Room 3

1/2 Day \$35
Verlane Desgrange: Patten Development & Layout for Western Saddles
Fri - Oct 27, 1 - 4:30PM
Room 5

1/2 Day \$35
Clint Fay: Sheridan Style Carving
Sat - Oct 28, 8:30 - NOON
Room 1

1/2 Day \$35
Clint Fay: Sheridan Style Carving
Sat - Oct 28, 1 - 4:30pm
Room 1

1/2 Day \$35
Pete Gorrell: Convex - Concave Stamping
Sat - Oct 28, 8:30 - NOON
Room 3

1/2 Day \$35
Pete Gorrell: Saddle Pattern Layout
Sat - Oct 28, 1 - 4:30PM
Room 3

1/2 Day \$35
Troy West: Western Carving / Stamping
Sat - Oct 28, 8:30 - NOON
Room 2

1/2 Day \$35
Jim Hurlbutt: 4 String Kangaroo Hatband
Sat - Oct 28, 8:30 - NOON
Room 4

1/2 Day \$35
Pete Gorrell: Pricing Your Work
Sun - Oct 29, 9 - 11AM
Room 3

1/2 Day \$35
Fred Nachbar*: Leather Christmas Cards
Sun - Oct 29, 9 - NOON
Room 5
* Member of PSLAC



FREE — 19 Years & Under - Fri 6:30pm - 9pm Introduction to Leathercraft
1/2 Day \$35 Sun - Oct 29, 9-NOON Jim Linnell Wallet Carving Designs Room 2

To Receive Your Complete Seminar Packet
CALL 715-362-5393

or


WRITE: The Leather Crafters & Saddlers Journal 331 Annette Court, Rhinelander, WI 54501



Just finished the basic coloring and covered the entire carving with clear acrylic to ready the project for a basic overcoat of dye.



This card was sent to **Roy Luxton** from the **Veteran's Home at Retsele**. He wanted to make sure that the members know that the home appreciated the PSLAC gifts.



PSLAC Membership Application

If you know someone who is interested in leathercraft — give them this information:
Puget Sound Leather Artisan Co-Op MEMBERSHIP APPLICATION

YOUR NAME: _____

STREET ADDRESS: _____

CITY, STATE, ZIP: _____

PHONE NUMBER: (____) - _____

We publish a membership list with our members expertise listed. This list is used to refer possible clients to the best person for the job. Tell a little about yourself, how you got started in leather, what your favorite things to do in leather and other crafts and/or art forms.

Send this form along with your first years dues (\$24.00) to:

Linda Stockhausen
 12614 142nd. Ave. Ct. E.
 Puyallup WA 98374
 U.S.A.

If you would like to subscribe to *The Leather Crafters & Saddlers Journal* through the Co-Op and include an additional \$26.00 for a one year subscription.





TWLeather, Inc.

Toll Free: 1-800-477-9923
2017A White Settlement Rd.
Fort Worth, TX 76107
(817) 877-5427, Fax (817) 877-5432
Email: TWLeather@AOL.com

Offering a wholesale discount to the PSLAC members



Ph 1-901-728-5551
Leather™
10% Discount for PSLAC Members
Leather Crafts and Supplies
Since 1996



**Leather Factory
Spokane**
28 West Boone Ave, Spokane, WA 99201
Phone: (509) 328-9939
Toll Free: 1-800-822-8437
Fax: (509) 326-7019
Offering a wholesale discount to the PSLAC members
www.leatherfactory.com

Brettun's Village Shops

302 Lake Street,
Auburn, ME 04210
(207) 782-0861
URL: <http://www.brettunvillage.com>
Email: leather@brettunvillage.com

Offering a 10% discount to the PSLAC members

Churchill Barton, Manager

The Leather Factory



Billings

Kermit P. Creek
Manager
Phone (406) 256-1355
Fax (406) 256-1360
Toll Free (888) 277-3323
www.leatherfactory.com

115 North 30th Street
Billings, MT 59101-2032

Offering a wholesale discount to the PSLAC members



Toll Free Order Lines:
1-(888) 263-5277
Fax: 1-(888) 263-5086

Hide Crafter Productions

Offering a 25% discount (10 % on leather) to the PSLAC members
ON-LINE CATALOG <http://hidecrafter.com>

2017 B White Settlement Road
Ft. Worth, TX 76107

George Hurst, Manager
email: hcrafter@flash.net

Leather Factory



Portland

Durham Hefta
Manager

Phone (503) 255-8818
Fax (503) 255-9011
Toll Free (888) 277-3360
www.leatherfactory.com

13221 N.E. Whitaker Way
Portland, OR 97230-1128

Offering a wholesale discount to the PSLAC members



Outside Washington
1-800-343-9949

(206) 328-0855
Fax: 328-0859

MACPHERSON

Leather Company

Leather, Shoe Finding and Saddlery

Offering a 30-40% off retail discount to the PSLAC members

519 - 12th Avenue S.
TERRYLEEDURBIN Seattle, Washington 98144



Dusty Johnson

PLEASANT VALLEY SADDLE SHOP

1220 S. County Rd. 21
Loveland, CO 80537
Phone: (970) 669-1588
Fax: (970) 669-1589

E-Mail: dusty@pvsaddleshop.com
URL: <http://www.pvsaddleshop.com>

Offering a 20% discount to the PSLAC members

HERITAGE LEATHER COMPANY

LEATHER - HORSEHAIR - RAWHIDE
LEATHER TOOLS - BOOKS - VIDEOS
BRAIDING SUPPLIES - CLASSES
COWHIDE RUGS

MAIL ORDERS WELCOME

JoAnne Tuckitt
Ph. (208) 375-5589
Fax (208) 375-7168

285 N. Orchard St.
Boise, ID 83706
Hours M-Sat 9-6

Support our sponsors and take advantage of the PSLAC Membership Discounts

	<p>SKYSHOOTER (Dave) (425)823-0110</p> <p>TRADER'S Stitching Posts at Wholesale</p> <p>SCREAM'N EAGLE (Mike) (360)658-1847</p>	
---	---	---

	<p>THE LEATHERCRAFT STORE</p> <p>MAIL ORDER & INTERNET SALES <i>LEATHER HIDES, LEATHERCRAFT SUPPLIES, TOOLS, KITS, BELTING, BUCKLES, SADDLE & TACK HARDWARE, NATIVE HERITAGE KITS, LEATHER LACE & MORE!</i></p> <p>VISIT US AT http://theleathercraftstore.safeshopper.com</p> <p>253-226-1150</p> <p>P.O. Box 4551 Spanaway, WA. 98387-4036</p>
--	---

Pattern Sharing

Wanted

I am looking for ladies handbag patterns, (cutting and tooling patterns). There were many beautiful patterns available in the 1940's, 1950's, and 1960's, but now there are precious few. I would love to borrow or trade for some of these beautiful old patterns.

Have to Offer

I can trade moccasin patterns. The moccasin pattern pack has various sizes.

Contact Information

Mike Tillery
Rt. 1 Box 1294
Palestine Texas 75801-9715
tillery@flash.net

Your next request or offer goes here...

A New Feature of the RawHide Gazette

This all started with a letter from **Mike Tillery**. He was asking if there was a way to share old patterns and he was looking for some old purse patterns. This idea of copying patterns is always a sticky issue because of the copyright legal issues. The copyright laws are there to protect the rights of the author or artist, but in some cases the owner cannot always be reached to obtain permission to copy the material. In fact, many of the patterns are no longer available in print and even "out-of-print" magazine and book specialist don't carry the pattern. So what is a person to do?

Well, first I am not a lawyer, so take the following with a grain of salt. I believe that there are provisions to copy items, if and only if, they are for personal use. Most hobbyist leathercrafters only want an old pattern to make some item for personal use.

Now, in PSLAC, we have many members who have collected books, magazines, and patterns over the years and might share the original material with another PSLAC member. So, if you are looking for a particular pattern or have patterns available, this new spot will allow the two PSLAC members to be notified of the needs. It will up to the members to make their own arrangements to share the information.

We will see if this is any use to the membership and continue if the service proves beneficial.

It would be ideal if there could be a Library set up from members donations, but another fine leather group, the **IILG** (located at <http://iilg.org/>) has experienced some problems with in trusting all the material to one person. Maybe we could figure out a way to set up a Library in the future, but for right now -- let's try Mike's idea and see how it works.

Bob Stelmack
Wellington, UK

RG On-line

The Puget Sound Leather Artisans Co-Op can be found at:

<http://pslac.org>

If you need the **UserId** and **Password** for the subscription pages, just contact the **Raw Hide Gazette** at:

stelmack@nwlinc.com

-- of course the password information is free for the Puget Sound Leather Artisans Co-Op members. Those on the Internet still need send \$10 per year for a membership to:

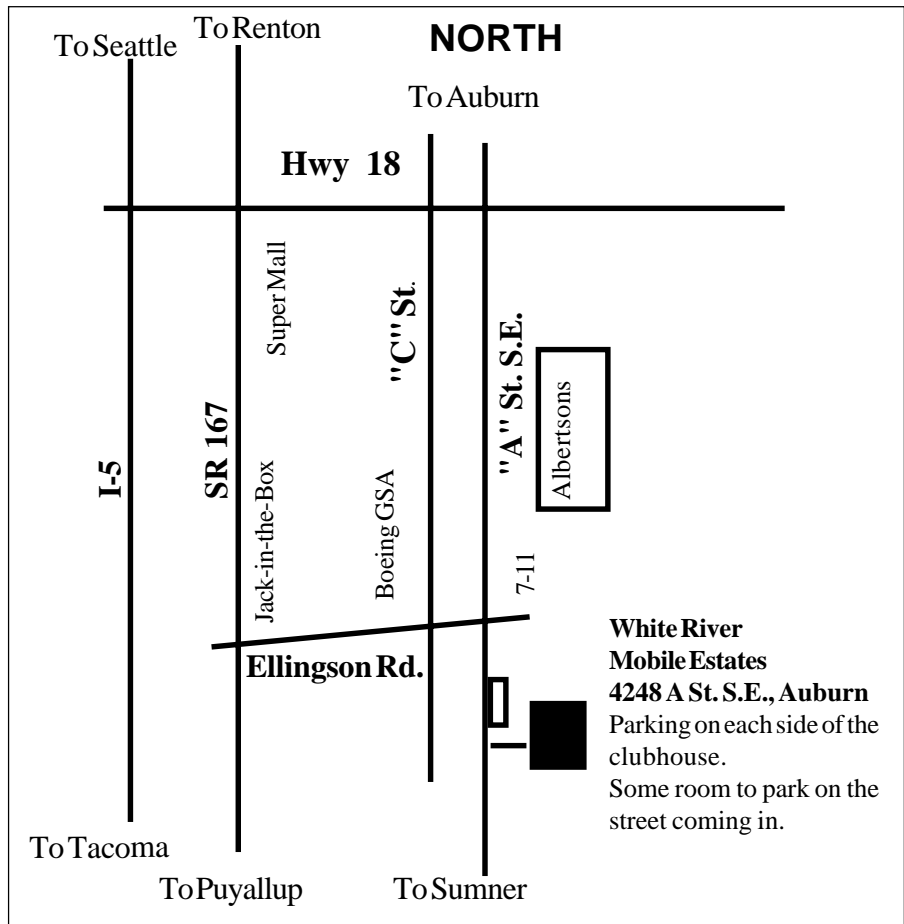
Linda Stockhausen
12614 142nd. Ave. Ct. E.
Puyallup WA 98374
U.S.A.

Your Photos here - if you send them to:

Web Editor: Bob Stelmack
7 Memorial Hall Drive
Wellingore LN5 OBD
Lincoln
England

Photos sent in to the PSLAC are used, space and focus permitting.

They are also posted, in living color, on the Internet.



PSLAC
c/o Linda Stockhausen
12614 142nd. Ave. Ct. E.
Puyallup WA 98374
U.S.A.

