

Raw Hide Gazette

Copyright © 2001 by PSLAC, All Rights Reserved

"Without question, the Raw Hide Gazette is by far the best and most informative and comprehensive Guild publications of all of them! You are to be commended for your very fine and professional efforts. Keep up the good work. With admiration"
/signed/

Al & Ann Stohlman, December 1997

Volume 7, Issue 8

Puget Sound Leather Artisans Co-Op

November 2001

Hide Highlights

- The Celtic Knot Font
- PSLAC Leather Help Line
- Free Membership Web Pages
- Pendleton Review
- November's Workshop by Dusty on Leather Santa Ear Rings
- Jeff at the Leather Show
- October's PSLAC Workshop on Realistic Leaf Carving by General Seymour
- Autumn Leaves in England
- October Meeting Sharing
- Pendleton Leather Show by the LC&SJ

Meeting Announcement

NEXT MEETINGS:
Dusty's Workshop
Santa Earrings or Tie Tack: 12:00am
Meeting time: 2-5pm
 November—18th
 at 4248 A St. S.E., Auburn WA
 (see back page for map)

The Celtic Knot Font

(ed. note: The popularity of the Celtic Knot as a pattern for leather projects has continued to grow. This product allows you to generate your own unique and copyright free patterns for your projects.)

Introducing a revolutionary new way to create beautiful custom Celtic Knotwork on your computer!

The CELTIC KNOT FONT - That's right, it's a font!

It works with the programs that you already have to create Celtic Knots. Any program that has a font menu can use the Celtic Knot font. That means that you can add Celtic Knots to any document or any image! Now available for PC and MAC! All of the Celtic Knotwork on this site was created with the Celtic Knot font.

Welcome to the world of Celtic Knots! For centuries the Celts have used these fascinating designs to decorate everything from manuscripts to pottery. The masters of this art used complex geometric diagrams to lay out these complex mystical patterns. In recent times several artists and authors have tried to teach the art of Celtic knotwork but the process still involved complex geometry and highly developed drawing skills. Their



The above Celtic Knot was created using the text letters shown at the right. Each character is a segment of the knot structure.

q6www6e
 bS,g3Sn
 a2e7cud
 atmSk5d
 a8qiz2d
 bS3hjsn
 zyxxxye

instruction manuals have become source material for clip art; with few people actually learning to make the knots because the procedure was just too tedious for the average person. But now there has been a breakthrough, a revolutionary new way to create these wonderful patterns. Anyone who can use a word processor can now create thousands of delightful different Celtic knotwork patterns. Just install this Celtic Knot font on your computer and type! I have included some sample knots to get you started. You can just cut and paste ready made designs into any document in a word processor (such as Microsoft Word or Corel Word Perfect) or in a graphics program (such as Adobe Photoshop, Il-



lustrator, Corel DRAW or JASC Paint Shop Pro). You can change the size of any of these designs by just changing the font size! Once you find a pattern that you like you can customize and modify it to best suit your needs. Copy



parts from one knot into another to make a totally new design. Convert any knot into a border design for a flyer, make decorative announcements or invitations. Add some flair to your newsletter. Or just create Celtic knots for fun!

Make decorations, borders, flyers, posters, cards and invitations; create designs for leatherwork, jewelry, embroidery, and much, much more... as easy as A, B, C!

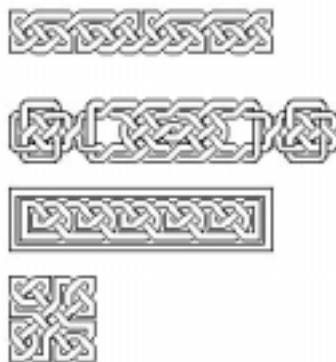
Every key on your keyboard creates a different knot piece. Because they are re-

ally just text, you don't need an expensive graphics program to create almost any knot that you can imagine. You can "cut and paste" all or part of any knot to add it to your documents.

No extra memory requirements - only 53 K. Use it in ANY program that has a font menu - MS Word, WordPerfect, WordPad, Write, Excel, Quark, Page Maker, Publisher, Paint Shop Pro, Illustrator, Corel Draw, Photoshop, Flash, 3D Studio Max, AutoCad and thousands more....

This is NOT CLIP-ART, you can create THOUSANDS of different Celtic knotwork patterns and use them at ANY RESOLUTION!

From 1/8 of an inch to as big as you can print, it prints with SMOOTH EDGES and



NO "JAGGIES" even at billboard sizes! Includes detailed instructions for installation and use. You can start making Celtic designs in minutes and take years to explore the myriad designs and complexity possible with this font. I have included more than 50 samples of Celtic knotwork that you can use, modify and

build on.

FREE Celtic lettering font included! Now available for PC and MAC!

ClanBadge.com
3233 Simberlan Drive
San Jose, CA 95148
(408)270-7227
<http://www.clanbadge.com/knots.htm>

New Idea -- "PSLAC Leather Help Line"

I received a question from a new Internet member and she wanted to know if we had a place to ask questions about leather (her question was about cleaning leather, so I just answered it). Anyway, the IILG has a great email list service and rather than duplicate IILG's mail list or send someone off to join another group, I thought we might start a "PSLAC Leather

HERITAGELEATHERCOMPANY
Offering a 20% discount to PSLAC Members
(15% on leather)

Help Line" that would allow a person to submit a question and that question would be copied and redirected to those members who would volunteer to give advice. The answer(s) then would be send back to the originator and to each of the volunteers to see that the question had been answered, or give another volunteer a chance to add additional information.

I should be able to set up the mechanics to do this, but I need a set of volunteers. What do you think and who do you think could volunteer?

If you would like to volunteer -- just drop me an email message and if you decide in the future to not volunteer, we can just remove you from the automatic email list -- no questions asked.

Bob Stelmack
Wellingore, UK
email: stelmack@nwlinc.com

PSLAC Free Membership Web Pages

We started with Bill's Web Site, designed by **Dale Buckenberger**, and have included Dusty's work for just a trial to show what we can do to show the members work on-line. Dusty's web site is at:

http://pslac.org/member_pages/dusty_wert/

is just a very quick attempt to show that we can high light each members work at the PSLAC Web Site. Dusty is in the process of gathering her pictures and text together to make a really great presentation, but you can get the general idea by looking at:

http://pslac.org/member_pages/

...and seeing Bill's and Dusty's Leather Artistry.

If you would like a web site placed on PSLAC's just send me you pictures and some text that you would like included with them. Just send to:

stelmack@nwlink.com

If you would like to just have a link to your own web site, just send the URL address and we will include it with the other members.

Of course you need to be a member of PSLAC to be include or to have a web site designed for you -- and it is so easy to join. Just see the details at:

<http://pslac.org/>

Here is a part of a letter received by Dusty on her trial web site:

"That is great...what better way to show your stuff to many people...it should help create more interest in, not only your work, but the Co-op..."

*Kathy Ashley
tclsales@ucinet.com"*

Simple example of the web pages:

Tips-Tips-Tips

A cheap 1 or 2 inch paint brush works great for a PVA glue applicator



- 1 - Index page
- 2 - Thumbnail pictures of art work
- 3 - Large picture of art work
- 4 - Text explaining the construction





Dusty's Report

Pendleton Review

Dining out:

Thursday – Bill and Dot put on a terrific banquet. Salad with different types of salads, fried Chicken, BBQ Pork ribs and Pork and beans. Rich says don't forget the apple pie that Bill Reis was pushing.

Friday – I had the meal that Jim Linnell planned; right after Bill passed away to have a steak dinner in Bill's honor. Bill would have been proud with the dinner. We happen to be seated by Bob Beard and Robb Barr. At our table was Jim Linnell, Kathy Ashley [she is a PSLAC member and lives in Pendleton] George Hurst and myself. I would give the meal 10 stars. We all got a little rowdy but it was OK because the waitress joined right

Brettun's Village Shops
Offering a 10% discount to the PSLAC members

in and had a fun time also. She was such a delight. The restaurant was Raphael's and it is a prize-winning restaurant with a 4 star chef. Have you ever had huckle-

berry vinaigrette dressing on your salad? Well I did and I had huckleberries on French vanilla ice cream too. They were both very delicious.

Saturday – We had such a marvelous meal at Stetson's. First a nice green salad, fruit, and then prime rib, baked potato, and green beans. There were 34 members that attended the show that came by our booth. 43 went

to the buffet, 24 of 43 were PSLAC members and the rest of the 43 were sponsors and guests. Jeff organized a door prize drawing and as we went into the room at

Hide Crafter Productions
Offers a wholesale discount to PSLAC members

the Stetson he gave everyone a ticket. There were nice gifts such as 1-year subscription to the **Leather Craftsman & Saddlers Journal**, a quart of **Bee Natural products** and tools.

We stayed until Monday, so Sunday after the show closed at 2:00 PM we found that they closed up the town. We tried to get something to eat Sunday evening and most of the places that we went to were locked up tighter than a drum.

The Show:

If this was the last time for the Leather Show at Pendleton it is truly a shame. We had such fun and spent soooooo much money. They had great classes and the members attended a good many of them. I went to 2 classes and our members were the majority in both classes. I attended

Jim Linnell's Figure Carving [a horse head] I also went to **Fred Nachbar's Christmas Ornament** class. I work with Fred on the Island all of the time, but we don't "play" with leather. So when I was in his class it truly was great to be learning from him. They were both nice classes and the time flew. Jim Linnell was my boss for 4 years and I could of taken his classes for free anytime, but didn't. So I had to put my money down and take his class and for this quality of instruction the price is worth it. I'm finding that sometime the different artist get the same results, but go about different methods to get to the same look. Jim Linnell did the horse's head much different than Bill Churchill but they both got the horse to look like a 'horse'. It was great. Of course I had to buy some more tools.

The **PSLAC members** are wonderful. I forgot my tools at home [I had a blonde moment] and **Len Madison** said that I could use his. Jim Linnell told me that I could use his too, so I used Jim's tools. I went to **Leather Factory** and Kevin let me take a mallet to the class and when I started to do the tooling I didn't have the muscles to tool with the mallet so a gentleman who was setting next to me loaned me a lighter mallet. When I went to Fred's class **Ken Eriksen** let me barrow his tools

The Leathercraft Store
Offering a Discount to PSLAC Members

and marble. One can always count on PSLAC members.

The Thing:

I want to thank all of the wonderful members who gave me or brought their projects for the Thing. I didn't count them, but I haven't seen the Thing so full.

I want to thank the volunteers who worked in the booth. **Phill O'Neil, Woody Collins, Ken Eriksen, Len Madison**, but I want to thank **Dave Jensen** the most. Where the four guys did minutes, Dave

did hours. He helped get the Thing to the convention center and then he helped put up the Thing and helped put the items for display. As if that wasn't enough he stayed with the Thing and talked to the visitors every day of the show. He and **Rich** [my hubby] were there most of the time. Rich even talked to some leather people like he knew what he was talking about.

Also promoting the Kids program. We even have a gentleman who promised to

The Leather Factory -- Billings
Offering a wholesale discount to the PSLAC members

get a hold of him to donate leather to the Kids program. We'll have to wait and see about that one.

Joyce Beaver brought her mini saddle, a purse and some belts. They showed up Thursday and Joyce didn't think that we could put the saddle up on the Thing but

MACPHERSON Leather Company
Offering a 30-40% off retail discount to the PSLAC members

I told her that since she brought it, we would get it on the board. We had to put it on top of the Thing. It looked very nice up there. She also had an album full of

PLEASANT VALLEY SADDLE SHOP
Offering a 20% discount to the PSLAC members

pictures of the saddle on a small horse – a very good idea for all of us.

A lady that I have e-mailed for a while and really wanted to meet was **Jackie Holliday**. On Friday I was getting the Thing back in order and all of a sudden this nice looking lady introduced herself as Jackie Holliday. She brought the Double-faced Eagle that she and Woody learned how to do in Spokane from Robb Barr. She showed me that she changed the darker side. She lightened it up and it pleased Robb and he told her that it was

CLPW Leather
10% Discount for PSLAC Members

a nice change. At one point in time I saw Robb in our booth showing the Eagle to someone who was interested in the Eagle classes. Jackie brought a package that was mailed to her from a friend and member of PSLAC who lives in Tennessee. She made a beautiful cedar box with leather inserts on the top and 3 sides. She did such a nice job on it. It looked professional and would sell for a lot of money, if she would want to sell it.

Another e-mail friend is **Kathy Ashley** who lives in Pendleton now, but was Bill Churchill's customer when she lived up in this area. She was able to bring to the show a purse, checkbook and a daily planner just like Bill's. We had a nice

TWLeather, Inc.
Offering a wholesale discount to the PSLAC members

memorial for Bill on the middle panel. We had the picture that was at the Fair. General brought Bill's last project and other items that Bill made. I already had some items of his that we put up on the Thing. I wanted everyone to know how much we miss him and how much he was loved by the members in the co-op.

The Thing really did show off the PSLAC member's work and everyone talked about the work done by the co-op. We also had pictures on a table that showed our work with young people and everyone would say as they left to keep up the good work.

Odds and Ends:

As I was leaving I stopped by the **Hide Crafters** booth to say my 'Good Bye' to **Jim Linnell** when I felt someone poking at my back. I looked around and there was **Robb Barr**. He said that he was glad that he could sneak up on me. Well that cost him. I asked "when am I going to get a FREE tee shirt?" Well he asked what size and I told him and he reached into a

box and brought out a wonderful tee shirt with a Bear on it. I asked him if he knew how much money the **Kids Program** was going to get when we raffle it off?? He then remarked that if I was going to do

Trader's
Offering PSLAC Members a Discount

that I needed one for myself.

So when you come to the meeting you have a chance to wear a Robb Barr tee-shirt. I'll be wearing mine. I want to thank Robb for the wonderful shirts.

Dusty Wert
dustytoy@nwlinc.com

November's Workshop

I'm going to teach how to do this Santa. I'll teach how to make earrings or a tie tack. I'll bring the earring post and I have a few tie tacks to bring. You will need 2 brushes a small detail brush and a medium size brush to brush on the red suit.



I'll bring the leather with the star stamped in it. If you have super shears bring them. If you have Cova color we will be using red, black and white.

Guys and gals we are going to have fun. The next meeting is going to be Nov 18th. We will be starting this fun project at noon. Look at the Santa and see what is wrong with it. Yes, there is something wrong.

Dusty Wert



Dusty's Leather Santa Ear Rings

(ed. note: Reprint because Dusty is going to have a hands on demo on how to make these earrings at noon at the November 18th meeting)

You will need 4 stars for each pair of earrings, 1 pair of earring post, Cova Color in red, black and white Of course a fine paint brush.

To make leather Santa earrings all I did was stamped thin tooling leather with Z-785 extra hard and then finish cutting them out with super shears. Paint the back all red. Paint the front red however leave a 3/16" square for the face. Paint the 4 tips black and one tip white for the top of the hat, black eyes, red lips and white beard and mustache.

Put a small hole in the middle of the back star. Put the post thru with leather weld and then put a thin coat of leather weld on the inside of the star and then put the front star flesh side to flesh side. Make sure that the tips are lined up correctly and then hold tight till it is set and then lay them down to let dry.

I also made a tie tack the same way.

They are easy to make and kinda fun to do and are a hit.

Dusty Wert

The Leather Factory -- Spokane
*Offering a wholesale discount to the
 PSLAC members*




Reprint
 from
 December
 1999
 Issue

Jeff at the Leather Show


Some of you may have heard that Terry Durbin, the Manager for Macpherson's Leather, was involved in an auto accident a week before we went to Pendleton. I called the other day and was told that Terry is still recovering, but won't be back to work until after Thanksgiving. He was banged up pretty bad and still cannot sit or stand for very long. All his PSLAC friends wish him a speedy recovery.

Pendleton was a lot of fun this year! Teresa and I went down early to take 3 day classes. Teresa took the Bull Whip class from Jim Hurlbutt, owner of Specialty Whips in Sheridan. I took Chap making from Carman Allen from Fort Worth. Carman is a former bull rider, who started doing leather work when he was 12. By the time he got to high school he was making chaps, because he felt that he could make ones of better quality. So he started designing his own. Carman was one of the first to do tooling on his yokes and side panels. He also started using colors other than brown and black. Helping to bring Technicolor and lots of fringe to the rodeo circuit. He has now moved on to custom boot making, his basic boot starting around \$2000 and he has a



back log. His combination of exotic leathers, color and custom tooling are amazing. Ever seen a boot carved Sheridan style?

In Chap class, we started out with a tape measure and a large sheet of paper, and a few hours later had our own custom patterns. We were shown a few



The **New** Hide Crafter Leathercraft Catalog is Out!

You can view it on-line at:

<http://hidecrafter.com>

examples, but had to design our own yokes and side panels. I decided on a style with a shadow color and sewn on fringe. Which meant that I had to make extra patterns for the shadows and fringe incorporating my scallop design through out all areas. It turned into three long days, the leather was late, the sewing machine from Ferd-Co's was

late do to truck troubles. We put in a lot of hours before and after dinner on Thursday to get done. I ended up with a great pair of chaps and two new friends.

Jeff Bement
email: jeffbement@home.com



The hands-on tooling class by General Seymour and the PSLAC Students: Ken Imus, Len Madison, Tiny Campbell, Len Madison, Dave Jensen, Dave Wallen, Sister Rachel, Jeff Bement and Phil O'Neill



October's PSLAC Workshop on Realistic Leaf Carving by General Seymour

Did you eat too much candy after Halloween?



Autumn
Leaves
in
England





- 1 - Phil O'Neil showing off his new suspender
- 2 - Knife case by Phil O'Neil
- 3 - Canteen with knife in sheath by Terry Bruce
- 4 - Ken Imus's bikers wallet
- 5 - Small whip by Paula Marquis

October Meeting Sharing



6



7



8

- 6 - Purse by Ken Imus
- 7 - WSU purse by Phil O'Neil
- 8 - Tooled belt by Ken Imus
- 9 - Unfinished embossed picture by Ken Imus
- 10 - Parade flag holders for Retsil by Roy Luxton

October Meeting Sharing



10



9

Pendleton Leather Show by the Leather Crafters and Saddlers Journal



- 1 - Len Madison in the whip making class
- 2 - Teresa Bement in the whip making class -- Watch out Jeff!
- 3 - A FULL THING -- Notice Joyce's saddle on top on the left hand side
- 4 - The cedar box with the tooled leather inserts by Maria Haddock from Tennessee
- 5 - Eugene Barnes who does nice braiding and will teach at one of our meeting.
- 6 - Bill and Dot at the Buffet (The necklace is made of leather and looked like it was made with metal)



Pendleton Leather Show by the Leather Crafters and Saddlers Journal



1 - Bob Beard going to be our new sponsor
2 & 3 - Bob Beard's artwork
4 - Bee Natural one of our sponsors
5 - Jim Roy General and George at Hide Crafters our sponsor

Pendleton Leather Show by the Leather Crafters and Saddlers Journal



1



2

1 - Fred showing how to make a Christmas ornament
2 - Dusty's ornament not finished yet
3, 4 & 5 - Robb Barr's artwork
6 - Jeff and Dale checking out the sewing machine



3



6



4



5

Pendleton Leather Show by the Leather Crafters and Saddlers Journal



- 1 - Our sponsor Kevin Jim and Kermit Leather Factory
- 2 - We had a U shape table to seat 43 people
- 3 - The 2 youngest students at Jim's class



Pendleton Leather Show by the Leather Crafters and Saddlers Journal



Jackie Holliday's Eagle -- the light and dark sides



Pendleton Leather Show by the Leather Crafters and Saddlers Journal



- 1 - Jim's finished horse head. This artwork and we will be giving it to one of the PSLAC members at the meeting
- 2 - Jim. in front of the thing.
- 3 - Dave Wallen and Dave Jensen looking at Hide Crafters tools.
- 4 - Dave Wallen working at Jim's class.
- 5 - Bob and Joyce Beaver taking her items from the thing
- 6 - Tiny Campbell and Roy Luxton showing their horse head from Jim's class



Toll Free Order Lines:
1-(888) 263-5277
Fax: 1-(888) 263-5086

Hide Crafter Productions

Offering wholesale discount to PSLAC members
ON-LINE CATALOG <http://hidecrafter.com>

New Location:
7936 Hwy 80 W
Ft. Worth, TX 76116

George Hurst, Manager
email: hcrafter@flash.net



Leather Factory Spokane

28 West Boone Ave, Spokane, WA 99201
Phone: (509) 328-9939
Toll Free: 1-800-822-8437
Fax: (509) 326-7019

Offering a wholesale discount to the PSLAC members
www.leatherfactory.com



Support our sponsors and take advantage of the PSLAC Membership Discounts

Brettun's Village Shops

302 Lake Street,
Auburn, ME 04210
(207) 782-0861

URL: <http://www.brettunvillage.com>
Email: leather@brettunsvillage.com

Offering a 10% discount to the PSLAC members

Churchill Barton, Manager

Outside Washington
1-800-343-9949

(206) 328-0855
Fax: 328-0859

MACPHERSON

Leather Company

Leather, Shoe Finding and Saddlery

Offering a 30-40% off retail discount to the PSLAC members

519 - 12th Avenue S.
TERRYLEEDURBIN Seattle, Washington 98144



Toll Free:
(800) 541-3264
Bee Natural
Leather-
care

The ultimate in
leather care
products

P.O. Box 820803, Vancouver, WA. 98682-0018
(360) 891-7178 , FAX: (360) 891-7166
Email: bnatura@pacifier.com

This Months SPOTLIGHT on PRO-CARV — Working and Tooling Leather Formulation

DIRECTIONS:

Dilute concentrate with water: 1 part PRO-CARV to 10 parts water is recommended for carving and tooling. When immersing the leather for shaping or forming, add 8 oz. PRO-CARV to 3 gallons of water.

NO CASING IS NECESSARY

Leather can be immersed or sponged with this solution. PRO-CARV eliminates the need to case leather. PRO-CARV allows you to begin working with the leather after immersing for 3-5 minutes because of the very rapid penetration into even the thickest hide. Allow the surface to dry somewhat before beginning forming or carving.

Contact MacPherson's, Hide Crafters, Goliger's Leather,
and The Leather Factory for any of the fine Bee Natural
Leather products. Advertisement

RawHide Gazette

Editor / Publisher: Bob Stelmack
Co-Founders: Bill Churchill &
General Seymour
Treasurer/Secretary: Jeff Bement

Copyright © 2000 PSLAC, Puget Sound Leather
Artisans Co-Op

The RawHide Gazette is published monthly (12 times a year). Address for information and correspondence: PSLAC, c/o Jeff Bement , 3942 SW – 329th PL, Federal Way, WA 98023, U.S.A.

email: Jeffbement@aol.com

The RawHide Gazette is provided to the Puget Sound Leather Artisans Co-Op as a part of their membership benefits. Annual dues are \$24.00 USD per year.

All submissions are subject to editing for clarity and length. All articles submitted must be accompanied by name, address and permission of writer.

POSTMASTER: Send address changes to PSLAC, c/o Jeff Bement , 3942 SW – 329th PL, Federal Way, WA 98023, U.S.A.

Advertising Rates

The RawHide Gazette now offers advertising space to interested parties. Ad spaces are as follows:

1/4 Page or Business Card\$60 USD
1/2 Page\$110 USD
1 Full Page\$200 USD

These rates cover a six month time period. Guild members are entitled to a 25% discount. Leather companies supporting PSLAC are given free Business Card size advertisement, additional space at regular rates.



Dusty Johnson

PLEASANT VALLEY SADDLE SHOP

1220 S. County Rd. 21

Loveland, CO 80537

Phone: (970) 669-1588

Fax: (970) 669-1589

E-Mail: dusty@pvsaddleshop.com

URL: <http://www.pvsaddleshop.com>

Offering a 20% discount to the PSLAC members



Ph 1-901-728-5551

Leather™

10% Discount for PSLAC Members

Leather Crafts and Supplies

Since 1996

Leather Factory



Portland

Offering a wholesale discount to the PSLAC members

Durham Hefta
Manager

Phone (503) 255-8818

Fax (503) 255-9011

Toll Free (888) 277-3360

www.leatherfactory.com

13221 N.E. Whitaker Way

Portland, OR 97230-1128



SKYSHOOTER
(Dave)
(425)823-0110



TRADER'S
Stitching Posts at
Wholesale

SCREAM'N EAGLE
(Mike)
(360)658-1847

HERITAGE LEATHER COMPANY

LEATHER - HORSEHAIR - RAWHIDE

LEATHER TOOLS - BOOKS - VIDEOS

BRAIDING SUPPLIES - CLASSES

COWHIDE RUGS

email: heritageleather@interplus.net

Offering a 20% discount to PSLAC Members (15% on leather)

JoAnne Tackitt

Ph. (208) 375-5589

Fax (208) 375-7168

285 N. Orchard St.

Boise, ID 83706

Hours M-Sat 9-6

The Leather Factory



Billings

Offering a wholesale discount to the PSLAC members

Kermit P. Creek
Manager

Phone (406) 256-1355

Fax (406) 256-1360

Toll Free (888) 277-3323

www.leatherfactory.com

115 North 30th Street

Billings, MT 59101-2032



TWLeather, Inc.

Toll Free: 1-800-477-9923

2017A White Settlement Rd.

Fort Worth, TX 76107

(817) 877-5427, Fax (817) 877-5432

Offering a wholesale discount to the PSLAC members



THE LEATHERCRAFT STORE

MAIL ORDER & INTERNET SALES
LEATHER HIDES, LEATHERCRAFT SUPPLIES, TOOLS,
KITS, BELTING, BUCKLES, SADDLE & TACK HARDWARE,
NATIVE HERITAGE KITS, LEATHER LACE & MORE!

VISIT US AT
<http://theleathercraftstore.safeshopper.com>

253-226-1150

P.O. Box 4551
Spanaway, WA.
98387-4036

Support our sponsors and take advantage of the PSLAC Membership Discounts

RG On-line

The Puget Sound Leather Artisans Co-Op can be found at:

<http://pslac.org>

If you need the **UserId** and **Password** for the subscription pages, just contact the *RawHide Gazette* at:

stelmack@nwlink.com

-- of course the password information is free for the Puget Sound Leather Artisans Co-Op members. Those on the Internet still need send \$10 per year for a membership to:

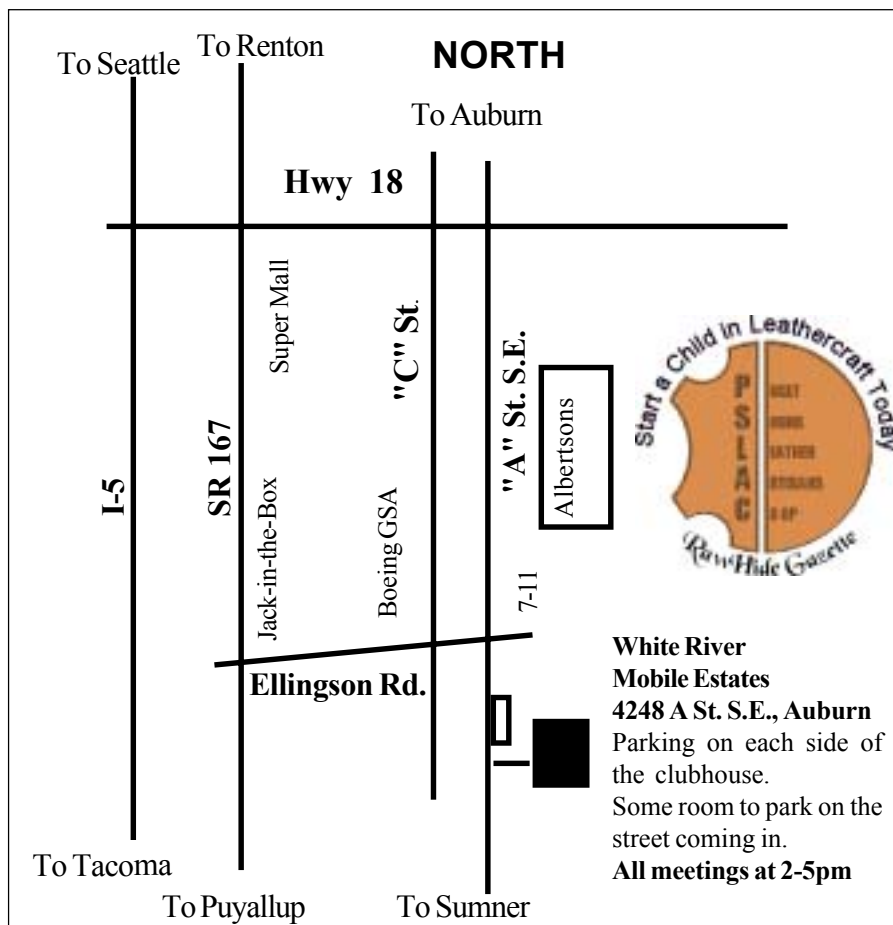
Jeff Bement
3942 SW - 329th PL
Federal Way, WA 98023
U.S.A.

Your Photos here - if you send them to:

Web Editor: Bob Stelmack
7 Memorial Hall Drive
Wellingore LN5 0BD
England

Photos sent in to the PSLAC are used, space and focus permitting.

They are also posted, in living color, on the Internet.



PSLAC

c/o Jeff Bement
3942 SW - 329th PL
Federal Way, WA 98023
U.S.A.

