

Raw Hide Gazette

Copyright © 2003 by PSLAC, All Rights Reserved

"Without question, the Raw Hide Gazette is by far the best and most informative and comprehensive Guild publications of all of them! You are to be commended for your very fine and professional efforts. Keep up the good work. With admiration"
/signed/
Al & Ann Stohlman, December

Volume 9, Issue 3

Puget Sound Leather Artisans Co-Op

August 2003

Hide Highlights

Page

- 1 Puyallup Fair Details
- 2 Rumor—Tandy Leather Coming back to the Pacific Northwest
- 2 Lambie Leftovers
- 2 UFO (Unfinished Fair Object) Day
- 2 Entry Form for the Puyallup Fair
- 2 Quil Ceda Tanning Wants Your Help
- 3 Entering Your Project in the Puyallup Fair
- 4 Ken Imus' Basset Hound Embossing Workshop
- 6 Stohlman Belt? You be the Judge
- 9 The Stohlman Belt Answer

Puyallup Fair Details

www.thefair.com/

DIVISION C

LEATHERCRAFT

Entry dates for this Division are Friday, August 22 and Saturday, August 23 between 9am and 4pm or Sunday, August 24 between noon and 6pm.

Return dates are Tuesday, September 23, 9am to 8pm and Wednesday, September 24, 9am to 6pm.

If you have won the Grand Champion in this division within the last 5 years, you must compete in the Teacher/Professional Division.

All articles must be the handwork of the exhibitor and finished within the last two years. Entries will be judged for design, technique and overall appearance. No pairs or sets accepted

ADDITIONAL AWARDS:

Best in Adult Division - Purple Rosette, plus \$100 premium,
Best in Category - Ribbon (no premium)

JUNIORS (Under 16 years of age)

NO CLASS PROJECTS!

ADDITIONAL AWARDS:



Best in Junior Division - Purple Rosette, plus \$25 premium

Class/Description

- 1800. Pictures
- 1805. Household Items
- 1810. Pocket Items
- 1815. Wallets
- 1820. Belts
- 1822. Native American Style Items
- 1825. Other Items

ADULTS (16 years of age and older)

Class/Description

- 1850. Pictures
- 1855. Tooled Sportsman Carriers
- 1860. Tooled Carrying Cases
- 1865. Tooled Handbags
- 1870. Tooled Pocket Items
- 1875. Albums, Scrapbooks

Meeting Announcement

NEXT MEETING:

**Summer Break
(see you in
September)**

- 1880. Wallets
- 1885. Belts
- 1890. Household Items
- 1895. Stamped Items
- 1900. Jewelry
- 1905. Wearing Apparel
- 1910. Untooled Items
- 1915. Braiding
- 1918. Native American Style Items
- 1920. Other Leathercraft

DIVISION D LEATHERCRAFT

TEACHERS & PROFESSIONALS

Entry dates for this Division are Friday, August 22 and Saturday, August 23 between

The Leather Factory

Offering a wholesale discount

9am and 4pm or Sunday, August 24 between noon and 6pm.

Return dates are Tuesday, September 23, 9am to 8pm and Wednesday, September 24, 9am to 6pm.

All articles must be the handwork of the exhibitor and finished within the last two years. No pairs or sets will be accepted. Entries will be judged for design, technique and overall appearance.

ADDITIONAL AWARDS:

Best in Division - Purple Rosette - \$100 premium

Class/Description

- 1950. Pictures
- 1955. Large Tooled Article
- 1960. Small Tooled Article
- 1965. Leather With Other Medium
- 1970. Wearing Apparel
- 1975. Untooled Articles
- 1977. Native American Style Items

CLPW Leather

10% Discount for PSLAC Members



Rumor—Tandy Leather Coming back to the Pacific Northwest

Rumor has it that Tandy Leather will be opening 2 stores in the Puget Sound area. Best guess is that the Grand Openings are planned for September.

Best chances for locations would be in North Seattle and Tacoma, so who might the Tandy Leather store manager be?—How about the old manager **Larry Riekema**? Stick around for the latest news in the September issue of the RawHide Gazette.

Lambie Leftovers

I get a catalog from this company and have bought from them several times. I just bought some of their wool scraps at \$1.95 per pound:

Natural sheep skins complete with the tanned hide and thick (maybe 1") wool. They aren't too big, so maybe they are lamb. What we have are cutting scraps, so each piece is a circumference with three or four nice large sections, each bigger than your hand, and a good deal more of strips ranging from perhaps 1" to 4" wide and up to, say, 2 to 3 feet long joining the bigger bits together. Since animal size and cut outs vary, we do not make any promises about the dimensions. However, they run about 1/2 lb. per pelt and we will ship you 1 lb. Soft, fuzzy and natural cream color. You should be able to get several great buffing cloths plus trim for the king's robe in the school play out of each piece.

URL is:

<http://www.sciplus.com/singleItem.cfm?terms=7720&cartLogFrom=Search>

They are very good for finishes etc., but the sale ends on August 11. They have a \$10 minimum and shipping charges.

Maybe some folks can get together a minimum order.

Dale Buckenberger

UFO (Unfinished Fair Object) Day

The UFO day is the 9th of August, the time is 10:00 to 5:00 on Saturday. Time to finish that Puyallup Fair project!

Entry Form for the Puyallup Fair

Drop off can be done at **MacPherson Leather** or contact **Ken Eriksen** or **General Seymour** and we will do our best to get them entered.



Quil Ceda Tanning Wants Your Help

The Quil Ceda Tannery wants your help. They have many customers that come in for custom, specialized leather jobs that Quil Ceda does not do. They would like to have your name and speciality to refer the customer to. Just contact the below and tell them that you saw this in the RawHide Gazette produced by the PSLAC.

Quil Ceda Tanning Co.

3922 88th St. NE
Marysville, WA 98270
USA

Phone: 1.866.852.9581

Fax: 360.659.6644

URL: www.rogerfredericks.com

email: info@quilcedatanning.com

Brettun's Village Shops

10% discount to the PSLAC members

Entering Your Project in the Puyallup Fair

To enter your project in the PUYALLUP FAIR the following dates are ABSOLUTE TO ENTER IN PERSON

Hobby Hall at the Fair: Entry dates for this Division are Friday, August 22 and Saturday, August 23 between 9am and 4pm or Sunday, August 24 between noon and 6pm.

If you CANNOT make it to the Fair, bring or mail your entries, prior to the entry dates, to

Ken Eriksen at:

16918 25th Ave. S.E. Bothell WA 98012

OR

General Seymour at:

17915 212th Ave. East Orting, WA 98360

OR

MacPhersons Leather at:

519 - 12th Avenue S.
Seattle, Washington 98144

WE HAVE TO HAVE YOUR ENTRY NO LATER THAN 20 AUGUST 2003
YOU HAVE TO FILL OUT THE FOLLOWING FOR EACH ENTRY.

NAME: _____
ADDRESS: _____
PHONE NUMBER: _____
CATEGORY: _____ (see Fair information)

Check and Sign ONE of the following:

I AM NOT A PROFESSIONAL _____ SIGNATURE

I AM A PROFESSIONAL _____ SIGNATURE

General Seymour, Ken Eriksen & MacPherson Leather have my permission to enter my project and to pick up my project when the fair is over. General Seymour, Ken Eriksen & MacPherson Leather are NOT responsible for loss or damage of my project.

SIGNATURE _____ Date: _____

Remember you can only enter only one project in each category.
WE WILL DO OUR BEST TO PROTECT YOUR PROJECT.

(Note: If you want your project right after the Fair, include return postage. Otherwise we will return your project at the PSLAC Meeting following the Puyallup Fair)



**Ken Imus,
Instructor**

Pictures by Debbie Evans


Ken Imus' Basset Hound Embossing Workshop

After a hiccup and stutter with the change of weekend, Ken's Workshop got off with a flying start on Saturday morning at 9.00a.m. with the usual two members arriving at 10.00a.m.

Ken brought in a couple of samples for us to look at and get us encouraged and fired up with future possibilities.



Barb



Ken Eriksen

Of course, in between the carving and stamping there was the usual activity of getting coffee which Tiny had thoughtfully seen to, and the popcorn that Debbie brought along and then there were those yummys

The eager little beavers for the day were **Barbara, Debbie, General, Len, Norm, Tiny, Harry, Ken** (Eriksen, that is) and yours truly (**Paula**).

Ken had done quite a bit of preparation work which got us well on our way. The leather was all cut to size and the tracing pattern already done. It was a bit of a scramble to start with everybody looking for water and containers and squirting a bit of **Pro Carve** in the water. Then we all settle down to work by carving and stamping the dog (Basset Hound, from an old **Al Stohlman** pattern).

That pretty much took us up to lunch time.



General

that Barbara had baked. They went down very well and the most important thing that makes workshops such a great event (besides of course, the primary reason be-



Harry

ing the Embossing) to attend is everybody swapping ideas, how to's, checking out new tools everybody had, and old ones with new ideas for uses.


For a long time I'd been interested in embossing, but never quite had the confidence to tackle it, and I dare say many others feel the same way. I have to say Ken did a really great job and made it all look so easy

Tandy Leather Company
Offering a wholesale discount

Hide Crafter Productions
 Offers a wholesale discount to
 PSLAC members

tools with varying sized ball heads which I'm looking forward to buying from him. He's also got a couple of other modelling tools in the pipeline which I've ordered from him. He makes some very nice tools and puts a good professional finish on them.

Ken mixed up the leather dust and rubber cement while we watched so we would know the quantities to make when we work at home. Then we stuffed our cavities to slightly overfilling and went back to



Len

our seats to carefully work the mixture into the hollow and bring it all neatly within our black outlines.

Ken said this was as far as we could go for the day as the mixture had to set and harden somewhat and we would finish the next day (Sunday).

Either we were a very smart group or Ken is a very good instructor, but we finished and went home at 3.00p.m. Mostly, I guess Ken was a good instructor.

Because of my Sunday commitments, I knew that I would not be at the workshop until about 3.00p.m., I glued my X-ray sheet to the back of my leather when I got home and did some work on the contouring with a modelling spoon. But of course, Ken was right. It really needed to do some more drying, so I played with it on and off all



and everything just fell into place. Not only has the workshop given me a confidence to go home and try a few experiments, but has given me a whole new range of ideas. I think most of us went home with the same ideas at the end of the two days.

Not only had Ken prepared the leather for us, he'd also had copies of the tracing pattern and photo-carve patterns of the Basset Hound for each of us and cut up X-ray film sheets for us too.

After lunch we got stuck into the exciting part that makes an embossed project what it is.

On the back of our projects we drew a black



Ken Imus & Tiny

line with a marker all the way around the outside bevelled line of the dog. That became our guide line for keeping the leather dust and glue within the required area.

Ken then showed us how to use a marble (or ball bearing), starting with a smaller one


around the outer edge of the dog. Then we moved on to the bigger marble and worked the inner areas that needed to be pushed out further, and other selected areas that needed more stretching. After that it was a matter of using tools with balls on the end to work and stretch from behind by hand to get the desired contours.

Pictures by Debbie Evans



Paula

At this point I'm going to digress and say that I did not have the necessary tools with the ball on the end, but lucky for me Norm Lynd was there and he had made himself a few tools, which he kindly loaned to me, and they worked really beautifully. I also borrowed a couple of Rob Barr tools from Len and they also worked well. I've put in my order with Norm and he will make a few



Norm

Pictures by Debbie Evans


evening.

When I got to the workshop on Sunday, some amazing progress had been made and

PLEASANT VALLEY SADDLE SHOP
Offering 20% discount to PSLAC members

all the projects were looking great. One of the beauties of doing a workshop like this is that we all start out with the same pattern and amazingly none of the projects end up looking the same. Each has the individual personality of the person doing the work.

The day was spent detailing and putting the finishing touches on the contouring, then giving the dog hair so he wouldn't get cold. Watching Ken putting the hair on the dog



Tiny

TWLeather, Inc.
Offering a wholesale discount to the PSLAC members

with the **Bob Beard** hair blade made the job look so much more real, I think I'm going to have to get one of those blades. The blades fit into the swivel knife handle, so they are versatile and easy to use.

Debbie worked twice as hard as the rest of us as she not only did her dog, but also took lots of photos of the workshop. Then on Sunday **Jeff Bement** came in to see what we were all doing and kindly took a group photo.

I think I can speak for everybody that we all had a great workshop, a good time, good company and we should have more workshops.

Paula M. Marquis

recently acquired at an estate auction. The auction included items from the estate of a long-time resident of the Santa Barbara area of California. The item in question is an intricately carved belt that is signed "AL

The Leathercraft Store
Offering a Discount to PSLAC members

STOHLMAN". It contains numerous scenes including those depicting wildlife and fishing adventures. Since the estate also included Bohlin made buckles and vintage leather and wood working tools from the forties and fifties I am curious as to the value of this belt and how desirable a collectable it is. Any information that you could share would be appreciated.

*Thanks,
 Jim Day*

I wrote back to Jim: "I am copying this mes-



General's newest project—Ring Binder

Stohlman Belt? You be the Judge

Jim Day wrote to PSLAC asking about an item sold at an estate auction. Here is his letter:

I am seeking information on a belt that I

sage to Peter Main. He lives in Australia, but has had very close ties to Ann and Al Stohlman for many years. He also was very involved in setting up the Stohlman Leather Museum in Texas. If Peter doesn't have the answers you seek, then he certainly knows who can provide the information.

Also, since you mentioned leather tools, I am

Stohlman Belt?



including Ron Ross as a person who knows leather tools from the early days. "If Ron hasn't seen the tool, it hasn't been made".

Cheers,
Bob Stelmack

So, with these pictures, do you think this is a Stohlman Belt? See Peter Main's answer later on in this newsletter.



HERITAGE LEATHER COMPANY

*Offering a 20% discount to PSLAC
Members (15% on leather)*



PSLAC Members Only Advertisement Page

MARQUIS UNIQUE LEATHER ARTISTRY, LLC

Paula and George Marquis



I make almost anything that can be made from leather and can be sewn by hand. I do not like sewing machines and cannot get along with them. Therefore, that excludes making clothing, which entails using very soft leather.

A lot of my works are 'bespoke items', meaning, one of, individual custom requests, ranging anywhere from books and folders to rifle scabbards, holsters and golf bags, fully carved and stamped, and any and all articles in between, which also includes saddles and harness.

I like to make articles that are practical, such as all kinds of bags (including brief cases, bible covers, etc.), belts with a challenge, mouse pads, tissue box holders, knife and sword sheaths, 11th Century bottles (sealed so they can be used as wine carafes), to various types of boxes (both useful and decorative) and other artistic decorations including such things as moulded bowls and vases as well as framed pictures.

Phone: (206)-523-6295

Email: marquispg@aol.com

Any PSLAC Member can advertise leather related products or services, subject to approval. Just send your text, picture and/or logo to stelmack@nwlinc.com

Leather Company Advertisement Page



Toll Free:
(800) 541-3264
Bee Natural
Leather-
care
The ultimate in
leather care prod-
ucts

P.O. Box 820803, Vancouver, WA. 98682-0018
(360) 891-7178, FAX: (360) 891-7166
Email: bnatura@pacifier.com

SPOTLIGHT on PRO-CARV — Working and Tooling Leather **Formulation**

DIRECTIONS:

Dilute concentrate with water: 1 part PRO-CARV to 10 parts water is recommended for carving and tooling. When immersing the leather for shaping or forming, add 8 oz. PRO-CARV to 3 gallons of water.

NO CASING IS NECESSARY

Leather can be immersed or sponged with this solution. PRO-CARV eliminates the need to case leather. PRO-CARV allows you to begin working with the leather after immersing for 3-5 minutes because of the very rapid penetration into even the thickest hide. Allow the surface to dry somewhat before beginning forming or carving.

Contact MacPherson's, Hide Crafters, Goliger's
Leather, and The Leather Factory for any of the fine
Bee Natural Leather products.

Advertisement

The Stohlman Belt Answer

Hello Bob,

....have received the photos from Jim and have confirmed that the belt is not an original.

In the 60's and 70's, Al made many belts for a gentleman who made embossing plates. These plates were (are) extremely good and captured fine detail of Al's work. Plates were made of belts, billfolds and purses and many of them carried Al's name cut with a swivel knife. These reproductions have fooled countless numbers of people over the years, thinking they had an original piece of work. Coloring was done on many of these pieces and was usually fairly crude by Al's standards...a lot of acrylic paint was used which is something that Al despised.

The buckle has a great value as I believe it is from the original Hollywood store in the days when Ed Bohlin was still alive and active. The Bohlin name is still used today, although it has changed hands many times.

Hope all is well with you,

Regards,

Peter

RawHide Gazette

Editor / Publisher: Bob Stelmack
Co-Founders: Bill Churchill & General Seymour
Treasurer/Secretary: Jeff Bement

Copyright © 2002 PSLAC, Puget Sound Leather Artisans Co-Op

The **RawHide Gazette** is published monthly (12 times a year). Address for information and correspondence: PSLAC, c/o Jeff Bement, 3942 SW - 329th PL, Federal Way, WA 98023, U.S.A.

email: jeffbement@comcast.net

The **RawHide Gazette** is provided to the Puget Sound Leather Artisans Co-Op as a part of their membership benefits. Annual dues are \$24.00 USD per year.

All submissions are subject to editing for clarity and length. All articles submitted must be accompanied by name, address and permission of writer.

POSTMASTER: Send address changes to PSLAC, c/o Jeff Bement, 3942 SW - 329th PL, Federal Way, WA 98023, U.S.A.

Advertising Rates

The RawHide Gazette now offers advertising space to interested parties. Ad spaces are as follows:

1/4 Page or Business Card \$60 USD
1/2 Page \$110 USD
1 Full Page \$200 USD

These rates cover a six month time period. PSLAC members are entitled to a 25% discount. Leather companies supporting PSLAC are given free Business Card size advertisement, additional space at regular rates.

RG On-line

The Puget Sound Leather Artisans Co-Op can be found at:

<http://pslac.org>

If you need the **UserId** and **Password** for the subscription pages, just contact the **RawHide Gazette** at:

stelmack@nwlink.com

-- of course the password information is free for the Puget Sound Leather Artisans Co-Op members. Those on the Internet still need send \$10 per year for a membership to:

Jeff Bement
3942 SW - 329th PL
Federal Way, WA 98023
U.S.A.

Your Photos here - if you send them to:

Web Editor: Bob Stelmack
7 Memorial Hall Drive
Wellingore LN5 0BD
England

Photos sent in to the PSLAC are used, space and focus permitting.

They are also posted, in living color, on the Internet.



Toll Free Order Lines:
1-(888) 263-5277
Fax: 1-(888) 263-5086

Hide Crafter Leathercraft

Offering wholesale discount to PSLAC members
ON-LINE CATALOG www.hidecrafter.com

7936 Camp Bowie West
Ft. Worth, TX 76116

George Hurst, Manager
email: hcrafter@flash.net



Leather Factory Spokane

28 West Boone Ave, Spokane, WA 99201
Phone: (509) 328-9939
Toll Free: 1-800-822-8437
Fax: (509) 326-7019

Offering a wholesale discount to the PSLAC members
www.leatherfactory.com



Outside Washington
1-800-343-9949

(206) 328-0855
Fax: 328-0859

MACPHERSON

Leather Company

Leather, Shoe Finding and Saddlery

Offering a 30-40% off retail discount to the PSLAC members

519 - 12th Avenue S.

Greg MacPherson

Seattle, Washington 98144

Brettun's Village Shops

302 Lake Street,
Auburn, ME 04210
(207) 782-0861

URL: <http://www.brettunvillage.com>
Email: leather@brettunvillage.com

Offering a 10% discount to the PSLAC members

Churchill Barton, Manager

**Support our sponsors and take advantage
of the PSLAC Membership Discounts**

PSLAC Membership Application

If you know someone who is interested in leathercraft — give them this information:
Puget Sound Leather Artisan Co-Op MEMBERSHIP APPLICATION

YOUR NAME: _____
STREET ADDRESS: _____
CITY, STATE, ZIP: _____
PHONE NUMBER: (____) - _____
E-Mail: _____

Send this form along with \$24.00 (\$10.00 for Internet Membership) your first years dues to:

Jeff Bement
3942 SW - 329TH PL
Federal Way, WA 98023
U.S.A.

If you would like to subscribe to *The Leather Crafters & Saddlers Journal* through the Co-Op and include an additional \$29.00 for a one year subscription.

**Start a Child in
Leathercraft Today**



Bill Churchill's Childrens Leather Program

Confidence
Observation
Practice
Imagination



Dusty Johnson

PLEASANT VALLEY SADDLE SHOP
1220 S. County Rd. 21
Loveland, CO 80537
Phone: (970) 669-1588
Fax: (970) 669-1589
E-Mail: dusty@pvsaddleshop.com
URL: <http://www.pvsaddleshop.com>

Offering a 20% discount to the PSLAC members



CLPW Leather
Outside USA 901-728-5551
Inside USA 877-728-5551 TM

Leather

10% Discount for PSLAC Members

Leather Crafts and Supplies

1482 Madison Ave. Memphis, TN 38104
<http://www.shopforleather.com/>

Leather Factory

Durham Hefta
Manager



Portland

Phone (503) 255-8818
Fax (503) 255-9011
Toll Free (888) 277-3360
www.leatherfactory.com

13221 N.E. Whitaker Way
Portland, OR 97230-1128

Offering a wholesale discount to the PSLAC members





SKYSHOOTER
(Dave)
(425)823-0110

TRADER'S
Stitching Posts at
Wholesale

SCREAM'N EAGLE
(Mike)
(360)658-1847

Tandy Leather Boise

JoAnne Tackitt, Manager
285 N. Orchard St.
Boise, ID 83706



Toll Free:
1-800-930-2850
(ph. 208-375-5589. Fax. 208-375-7168)

<http://www.tandy-leather.com>

Offering a wholesale discount to the PSLAC members

The Leather Factory

Kermit P. Creek
Manager



Billings

Phone (406) 256-1355
Fax (406) 256-1360
Toll Free (888) 277-3323
www.leatherfactory.com

115 North 30th Street
Billings, MT 59101-2032

Offering a wholesale discount to the PSLAC members



TWLeather, Inc.

Toll Free: 1-800-477-9923
2017A White Settlement Rd.
Fort Worth, TX 76107
(817) 877-5427, Fax (817) 877-5432

Offering a wholesale discount to the PSLAC members

Tandy Leather

Jim Linnell
Director of Operations



Toll Free:
1-888-890-1611

<http://www.tandy-leather.com>

Offering a wholesale discount to the PSLAC members



THE LEATHERCRAFT STORE

MAIL ORDER & INTERNET SALES
LEATHER HIDES, LEATHERCRAFT SUPPLIES, TOOLS,
KITS, BELTING, BUCKLES, SADDLE & TACK HARDWARE,
NATIVE HERITAGE KITS, LEATHER LACE & MORE!

VISIT US AT
<http://theleathercraftstore.safeshopper.com>

253-228-1150

P.O. Box 4551
Spanaway, WA.
98387-4036

Email: jwleathercrafter@quest.net

(503) 293-2833

Fax: 977-1762

J & W

Leather Crafters

Leather Repair: Saddles, Tack, Harness, Chaps, anything
Leather except clothing. We make new Items & Custom Orders

<http://www.users.qwest.net/~jnoecker/leather/>

Offering a 10% off retail discount to the PSLAC members

"It never hurts to ask!"

Joseph & Wendy Noecker

3912 SW Dolph CT

Portland, Oregon 97219

Taking I-90

From Auburn: come north on Hwy167, or I-5, then I-405 north, then onto I-90, going east:

From Everett: South on I-5 to 405 South, or to I-90, going east:

From I-90 get off on exit 17/Front St., and bear right onto Front Street. At the third stoplight, turn left onto E Sunset Way, then see below:

Taking Hwy 18 from around Auburn to Issaquah

Get on Hwy 18 going East, from Auburn, it's about 12 miles to Maple Valley, then at about 2 ½ miles after Maple Valley, look for the turn off to Issaquah Hobart Rd SE, turn onto ramp 276th Ave SE and go 0.6 miles, bear left onto Issaquah Hobart Rd SE. It's about 8 ½ miles from there to Issaquah. Hobart becomes Front Street S, which takes you into downtown Issaquah. Turn right onto E Sunset Way, then see below:



After turning onto E Sunset Way:

go two blocks (past the Police and Fire Stations), turn left onto 2nd Ave SE, go past the old Senior Center building on your left, and a baseball field, then left onto NE Creekway, go almost to the railroad tracks. The new Issaquah Valley Senior Center is a brick building on your left, parking in front of it. There is also parking behind, from Sunset, turn left into the parking area, right before the Police Station (look for a large parking sign on your left), and follow it till you see a kids play ground. Tiny and I couldn't get in to see inside, but it's a brand new building and looks to have a great, large meeting room area and a couple of medium sized side rooms, one set up for crafts. Address: 75 NE Creekway, Issaquah, WA 98027

PSLAC

c/o Jeff Bement
3942 SW - 329th PL
Federal Way, WA 98023
U.S.A.

