

# Raw Hide Gazette

Copyright © 2003 by PSLAC, All Rights Reserved

"Without question, the Raw Hide Gazette is by far the best and most informative and comprehensive Guild publications of all of them! You are to be commended for your very fine and professional efforts. Keep up the good work. With admiration"  
/signed/  
Al & Ann Stohman, December 1997

**Volume 9, Issue 6**

**Puget Sound Leather Artisans Co-Op**

**November 2003**

## Hide Highlights

### Page

- 1 Barbara Lourdes Shows off Her Fair Entries
- 2 The October PSLAC Meeting Members with Project Sharing
- 2 Meet our newest members to PSLAC
- 4 Ken's Knothole
- 5 EM Brand Whips & Tools
- 6 EM Brand Tools



*Pictures by Dusty Wert*

### Meeting Announcement

#### NEXT MEETING:

**Sunday,  
November 9th  
at  
Noon-5pm**

(see map on last page)

### Barbara Lourdes Shows off Her Fair Entries

Barb was ever-so-prolific with her entries in the Puyallup Fair this year. Here she is shown with a purse, CD case, Christmas tree Ornament and a Leather cover book she made in Paula's book binding class.

Haven't received the list of ribbons and prizes yet, but when they are available we'll post them here. Take a look inside this issue for some close-ups of Barb's and others projects.



**Len Madison's entry to the fair**



## The October PSLAC Meeting Members with Project Sharing



*Pictures by Dusty Wert*

▲ The  
“Show and Tell  
Table”

**Meet our  
newest  
members to  
PSLAC**

**Jim Thrower ▶**

◀ **Jaun**





Jaun with his 1st project. Dusty kidded him and told him he should of made a project that had more of a challenge.



Don Fergesen with a tissue box that had a place a picture could be inserted on two sides


## Tandy Leather Company

*Offering a wholesale discount*

*Pictures by Dusty Wert*



Len M. brought his new tools that he had Norm make handles for them.



*Pictures by Dusty Wert*

**New tool that Jeff brought to show this tool cut the thread when taking something apart**

## Ken's Knothole



### Ken's Knothole

November meeting will be at the Issaquah Senior Center, Sunday, November 9th, at 2:00 pm.

The hands-on demo, starting at 12:00 pm, before the November meeting will be put on

#### **HERITAGE LEATHER COMPANY**

*Offering a 20% discount to PSLAC Members (15% on leather)*

by **Norm Lynds** and will be on **Reshaping and Finishing Tools**. He show us how to bob back and or reshape a beveler or make a backgrounding tool smaller, to get into those really tiny places. Bring a tool that you'd like to reshape and some small files, if you have them. Norm will bring his grinder to do the initial shaping and then we'll use the files and then successively finer grits of wet/dry sand paper to finish them.

We talked about taking **General** up on his offer to show us various techniques to carve and finish eyes for the December hands-on demo. We'll get a chance to do some practice pieces and get feedback from each other. We'll get a list of the tools and weight of leather to bring in the December Rawhide Gazette.

We talked about having the April meeting at McPherson's again next year and Barb Lordes indicated that our new Tandy stores might want to host a PSLAC meeting some time next year as well.

We had a fairly lively discussion at October's meeting about questions related to the judging of the leather entries at the Puyallup fair this year, with a decision to request that the entries receive written feedback from the judge for next year's entries, as they have in the past and maybe see if we can get what the



### Another tool Jeff brought used to remove tacks without marking the leather

judge uses for his/her criteria when awarding prizes, especially best of show.

**Fred** is working on a survey, to send out to local members, for input on meeting format, meeting locations and day of the month, and demonstrations. We'll review the results in one of the upcoming Gazettes.

Pendleton show is on November 8 and 9th.

**Ken Eriksen**

*Hide Crafter Productions*  
*Offers a wholesale discount to PSLAC members*



## EM Brand Whips & Tools

*Proud Member Of The Australian Plaiters And Whipmakers Association—High In The Hills Of The Great Western Tiers Of Tasmania Australia*

**<http://www.em-brand-whips.com/>  
Email: [bernie47@bigpond.com](mailto:bernie47@bigpond.com)**

Whips, bullwhips, signal whips, quirts, dog quirts, snake whips, Australian stock whips. Hand crafted from the finest Kangaroo leather by a craftsman with 30 years experience in the craft of whip plaiting.

The CD's I have available on how to make a bull whip are now also available on DVD.

All my whips are hand crafted to order and none are kept in stock. This means that when you order a bull whip or any of the whips on this site it allows you to add that personal touch if you like or purchase a standard bullwhip, signal whip or quirt. I specialize in custom work, so whatever your little heart desires tell me and we can work something out.

Any questions you have regarding the purchase of bullwhips, signal whips, quirts or anything to do with whips email me and I will respond as soon as possible, usually within a few hours because I'm a self confessed web and computer junkie as well

as a whip maker. If you want to talk to me send your phone number and I will call you anywhere in the world, overseas phone calls are cheap and getting cheaper.

I am alternative life style friendly also, as you will see if you visit the signal whip and quirts pages. You name it and I can make it for you, something to tickle your fancy or to shock you out of the doldrums, it's all inside.

Kangaroo hide bullwhips and snake whips from three feet to infinity, from eight plait to 64 plait, signal whips, quirts, Australian stock whips crafted from kangaroo and red hide (cow hide). All the kangaroo hides that I use are specially selected for me and only the best, free from scars, tick marks and any other blemishes are used. All the strands I use are pre stretched to test for strength which avoids any weak strands in a whip.

All my whips come with a full money back guarantee and that, "Includes the postage". Customer relations and satisfaction are two things which will ultimately determine the success or failure of my business and so are taken very seriously by me.

I live in Tasmania Australia. I imagine you have all heard of Australia, but Tasmania? I can hear the heads being scratched by some of you now. Gods own country, come

and visit and if you do, come and see me and we'll talk whips and leather and drink coffee until your bored rigid, don't get me started talking about whips and leather or you'll never get away. If you want to look around the district where we live click here and this site, run by a friend of mine will tell you all about it. Anyway come in and have a look around.



For information or to purchase any of the whips, please email me at:

**[bernie47@bigpond.com](mailto:bernie47@bigpond.com)**

...or... if you prefer to telephone or fax. Use your international code+61 3 6367 8237 Phone/fax.

Tutorials available free in text on-line and at cost as CD or DVD:

- **Bull Whip Tutorial**
- **Snake Whip Tutorial**
- **Make Your Own Crackers**
- **Change Your Fall**




## EM Brand Tools




The lace cutter and the strander and beveller are a culmination of about 6 months work and a few different models to come up with what I think are the bees knees as far as these type of tools go for preparing strands for whip plaiting.

The lace cutter comes with a snap off blade which can be resharpened with a buffing wheel and some buffing compound or can be inexpensively replaced.

The strander beveller combination come supplied with 20 injector blades and these can be purchased at you nearest Tandy Leather dealer.

I supply a CD or DVD video with these tools with full instructions as to their use. When you order let me know which you would prefer. The beveller strander combination is constructed from anodised aluminium and is 7 inches long, 4 inches wide and 3/4 of an inch thick. There are two brass pins underneath which allows for fitting to your bench by way of drilling two holes and when not in use can be placed out of the way





The lace cutter is also made from anodised aluminium and as with the strander beveller, brass fittings. Until about 6 months ago I used an old Aussie whip strander that I have had for about 35 years and then along came Dan, a retired engineer with a flare for making things with metal and who wanted to learn how to plait a whip. In exchange for teaching him how to do this he made me a new lace cutter and when he saw the bits of wood I was using for a beveller he made me the strander beveller.

So Dan has come out of retirement for a short while to make tools but get in while you can because Dan is an avid trout fisherman and I don't know how long I can keep him at it before he decides he's had enough and goes back to fishing full time.

Prices for these tools are:

- |                        |          |              |
|------------------------|----------|--------------|
| ●Lace cutter           | \$110.00 | plus \$15    |
|                        |          | postage      |
| ●Strander and beveller | \$220.00 | plus \$25.00 |
|                        |          | postage      |

Buy the pair and postage will be \$35.00

If you want just the CD or DVD to see how the tools work I can post it to you but I will have to ask for \$10.00 to cover postage and costs. There are sample videos on-line to get a short demo of the quality of the videos for the tools:

- Lace Cutter Video
- Resizing Video
- Beveller Video

# PSLAC Members Only Advertisement Page

## MARQUIS UNIQUE LEATHER ARTISTRY, LLC

Paula and George Marquis



I make almost anything that can be made from leather and can be sewn by hand. I do not like sewing machines and cannot get along with them. Therefore, that excludes making clothing, which entails using very soft leather.

A lot of my works are 'bespoke items', meaning, one of, individual custom requests, ranging anywhere from books and folders to rifle scabbards, holsters and golf bags, fully carved and stamped, and any and all articles in between, which also includes saddles and harness.

I like to make articles that are practical, such as all kinds of bags (including brief cases, bible covers, etc.), belts with a challenge, mouse pads, tissue box holders, knife and sword sheaths, 11th Century bottles (sealed so they can be used as wine carafes), to various types of boxes (both useful and decorative) and other artistic decorations including such things as moulded bowls and vases as well as framed pictures.

Phone: (206)-523-6295

Email: [marquispg@aol.com](mailto:marquispg@aol.com)

Any PSLAC Member can advertise leather related products or services, subject to approval. Just send your text, picture and/or logo to [stelmack@nwlink.com](mailto:stelmack@nwlink.com)

## DIAMOND P RANCH

Phil O'Neil

Custom Saddles & Custom Chaps



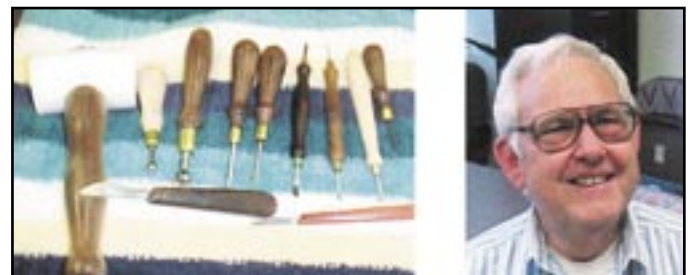
Email: [bjoneill@worldnet.att.net](mailto:bjoneill@worldnet.att.net)

## Norm Lynds Toolmaker

Mallets, Modelers, embossing tools, lifters and others on request

Phone: (360) 668-7004

E-mail: [NWLinds@Juno.com](mailto:NWLinds@Juno.com)





# Leather Company Advertisement Page



**Toll Free:**  
**(800) 541-3264**  
**Bee Natural  
Leather-  
care**  
*The ultimate in  
leather care prod-  
ucts*

P.O. Box 820803, Vancouver, WA 98682-0018  
(360) 891-7178, FAX: (360) 891-7166  
Email: [bnatura@pacifier.com](mailto:bnatura@pacifier.com)

## **SPOTLIGHT on PRO-CARV — Working and Tooling Leather Formulation**

### **DIRECTIONS:**

Dilute concentrate with water: 1 part PRO-CARV to 10 parts water is recommended for carving and tooling. When immersing the leather for shaping or forming, add 8 oz. PRO-CARV to 3 gallons of water.

### **NO CASING IS NECESSARY**

Leather can be immersed or sponged with this solution. PRO-CARV eliminates the need to case leather. PRO-CARV allows you to begin working with the leather after immersing for 3-5 minutes because of the very rapid penetration into even the thickest hide. Allow the surface to dry somewhat before beginning forming or carving.

**Contact MacPherson's, Hide Crafters, Goliger's  
Leather, and The Leather Factory for any of the fine  
Bee Natural Leather products.**  
*Advertisement*

**Brettun's Village Shops**  
*10% discount to the PSLAC members*

**The Leathercraft Store**  
*Offering a Discount to PSLAC members*

**TWLeather, Inc.**  
*Offering a wholesale discount to the  
PSLAC members*

**The Leather Factory**  
*Offering a wholesale discount*

**PLEASANT VALLEY SADDLE  
SHOP**  
*Offering 20% discount to PSLAC  
members*

**RawHide Gazette**  
**Editor / Publisher:** Bob Stelmack  
**Co-Founders:** Bill Churchill & General  
Seymour  
**Treasurer/Secretary:** Jeff Bement

**Copyright © 2002 PSLAC, Puget Sound Leather  
Artisans Co-Op**

The RawHide Gazette is published monthly (12 times a year). Address for information and correspondence: PSLAC, c/o Jeff Bement, 3942 SW - 329th PL, Federal Way, WA 98023, U.S.A.

email: [jeffbement@comcast.net](mailto:jeffbement@comcast.net)

The RawHide Gazette is provided to the Puget Sound Leather Artisans Co-Op as a part of their membership benefits. Annual dues are \$24.00 USD per year.

All submissions are subject to editing for clarity and length. All articles submitted must be accompanied by name, address and permission of writer.

**POSTMASTER:** Send address changes to PSLAC, c/o Jeff Bement, 3942 SW - 329th PL, Federal Way, WA 98023, U.S.A.

### **Advertising Rates**

The RawHide Gazette now offers advertising space to interested parties. Ad spaces are as follows:

1/4 Page or Business Card ..... \$60 USD  
1/2 Page ..... \$110 USD  
1 Full Page ..... \$200 USD

These rates cover a six month time period. PSLAC members are entitled to a 25% discount. Leather companies supporting PSLAC are given free Business Card size advertisement, additional space at regular rates.

## **RG On-line**

The Puget Sound Leather Artisans Co-Op can be found at:

<http://pslac.org>

If you need the **UserId** and **Password** for the subscription pages, just contact the RawHide Gazette at:

[stelmack@nwlink.com](mailto:stelmack@nwlink.com)

-- of course the password information is free for the Puget Sound Leather Artisans Co-Op members. Those on the Internet still need send \$10 per year for a membership to:

Jeff Bement  
3942 SW - 329th PL  
Federal Way, WA 98023  
U.S.A.

*Your Photos here - if you send them to:*

Web Editor: Bob Stelmack  
7 Memorial Hall Drive  
Wellingore LN5 0BD  
England

*Photos sent in to the PSLAC are used, space and focus permitting.*

*They are also posted, in living color, on the Internet.*



Toll Free Order Lines:  
1-(888) 263-5277  
Fax: 1-(888) 263-5086

### Hide Crafter Leathercraft

Offering wholesale discount to PSLAC members  
ON-LINE CATALOG [www.hidecrafter.com](http://www.hidecrafter.com)

7936 Camp Bowie West  
Ft. Worth, TX 76116

George Hurst, Manager  
email: [hcrafter@flash.net](mailto:hcrafter@flash.net)

Outside Washington  
1-800-343-9949

(206) 328-0855  
Fax: 328-0859

### MACPHERSON

### Leather Company

Leather, Shoe Finding and Saddlery

Offering a 30-40% off retail discount to the PSLAC members

Greg MacPherson

519 - 12th Avenue S.  
Seattle, Washington 98144

Support our sponsors and take advantage of the PSLAC Membership Discounts

**PSLAC** Puget Sound Leather Artisans Co-op  
Home of the Rawhide Gazette  
<http://pslac.org>

Check on your Membership Status. Enter at least three characters of your name or email address and submit:

*(Click here for Administration of the Membership Database)*

Search this site by keywords (Note: the PDF Rawhide Gazette issues are not searched, but the index to the issues is.)

Latest issue of the Rawhide Gazette and the Members Only Issue.

Interesting features:

PSLAC MEMBER Pages for the PSLAC Members	PSLAC Library: videos, books and articles (most available for checkout for members)	The current Membership Location Chart
Timber Grain Pen Color Chart	Leather Stamping Tool Index	Meet one of our Members chosen at random
Random leather tip -- if you've got another one, send it in	Brochure describing PSLAC and the Rawhide Gazette (PDF format)	Leather 3D Excel Spreadsheet used to estimate and price your project
Sample Styles for setting up a Co-Op		

### PSLAC Membership Application

If you know someone who is interested in leathercraft — give them this information:  
Puget Sound Leather Artisan Co-Op MEMBERSHIP APPLICATION

YOUR NAME: \_\_\_\_\_  
STREET ADDRESS: \_\_\_\_\_  
CITY, STATE, ZIP: \_\_\_\_\_  
PHONE NUMBER: (\_\_\_\_) - \_\_\_\_\_  
E-Mail: \_\_\_\_\_

Send this form along with \$24.00 (\$10.00 for Internet Membership) your first years dues to:

Jeff Bement  
3942 SW - 329TH PL  
Federal Way, WA 98023  
U.S.A.

If you would like to subscribe to *The Leather Crafters & Saddlers Journal* through the Co-Op and include an additional \$29.00 for a one year subscription.

### Start a Child in Leathercraft Today



### Bill Churchill's Childrens Leather Program

Confidence  
Observation  
Practice  
Imagination



## Dusty Johnson

### PLEASANT VALLEY SADDLE SHOP

1220 S. County Rd. 21  
Loveland, CO 80537  
Phone: (970) 669-1588  
Fax: (970) 669-1589

E-Mail: [dusty@pvsaddleshop.com](mailto:dusty@pvsaddleshop.com)  
URL: <http://www.pvsaddleshop.com>

*Offering a 20% discount to the PSLAC members*

## Brettun's Village Shops

302 Lake Street,  
Auburn, ME 04210  
(207) 782-0861

URL: <http://www.brettunsvillage.com>  
Email: [leather@brettunsvillage.com](mailto:leather@brettunsvillage.com)

*Offering a 10% discount to the PSLAC members*

Churchill Barton, Manager

## Leather Factory

Durham Hefta  
Manager



Portland

Phone (503) 255-8818  
Fax (503) 255-9011  
Toll Free (888) 277-3360  
[www.leatherfactory.com](http://www.leatherfactory.com)

13221 N.E. Whitaker Way  
Portland, OR 97230-1128

*Offering a wholesale discount to the PSLAC members*



SKYSHOOTER  
(Dave)  
(425)823-0110

TRADER'S  
Stitching Posts at  
Wholesale

SCREAM'N EAGLE  
(Mike)  
(360)658-1847

## Tandy Leather Boise

JoAnne Tackitt, Manager  
285 N. Orchard St.  
Boise, ID 83706



Toll Free:  
**1-800-930-2850**  
(ph. 208-375-5589. Fax. 208-375-7168)

<http://www.tandy-leather.com>

*Offering a wholesale discount to the PSLAC members*

## The Leather Factory

Kermit P. Creek  
Manager



Billings

Phone (406) 256-1355  
Fax (406) 256-1360  
Toll Free (888) 277-3323  
[www.leatherfactory.com](http://www.leatherfactory.com)

115 North 30th Street  
Billings, MT 59101-2032

*Offering a wholesale discount to the PSLAC members*



## TWLeather, Inc.

Toll Free: **1-800-477-9923**  
2017A White Settlement Rd.  
Fort Worth, TX 76107  
(817) 877-5427, Fax (817) 877-5432

*Offering a wholesale discount to the PSLAC members*

## Tandy Leather

Jim Linnell  
Director of Operations



Toll Free:  
**1-888-890-1611**

<http://www.tandy-leather.com>

*Offering a wholesale discount to the PSLAC members*



## Leather Factory Spokane

28 West Boone Ave, Spokane, WA 99201  
Phone: (509) 328-9939  
Toll Free: 1-800-822-8437  
Fax: (509) 326-7019

*Offering a wholesale discount to the PSLAC members*

[www.leatherfactory.com](http://www.leatherfactory.com)



Email: [jwleathercrafter@qwest.net](mailto:jwleathercrafter@qwest.net)

(503) 293-2833

Fax: 977-1762

J & W

Leather Crafters

Leather Repair: Saddles, Tack, Harness, Chaps, anything  
Leather except clothing. We make new Items & Custom Orders

<http://www.users.qwest.net/~jnoecker/leather/>

*Offering a 10% off retail discount to the PSLAC members*

"It never hurts to ask!"

Joseph & Wendy Noecker

3912 SW Dolph CT  
Portland, Oregon 97219

### Taking I-90

**From Auburn:** come north on Hwy167, or I-5, then I-405 north, then onto I-90, going east:

**From Everett:** South on I-5 to 405 South, or to I-90, going east:

From I-90 get off on exit 17/Front St., and bear right onto Front Street. At the third stoplight, turn left onto E Sunset Way, then see below:

### Taking Hwy 18 from around Auburn to Issaquah

Get on Hwy 18 going East, from Auburn, it's about 12 miles to Maple Valley, then at about 2 ½ miles after Maple Valley, look for the turn off to Issaquah Hobart Rd SE, turn onto ramp 276th Ave SE and go 0.6 miles, bear left onto Issaquah Hobart Rd SE. It's about 8 ½ miles from there to Issaquah. Hobart becomes Front Street S, which takes you into downtown Issaquah. Turn right onto E Sunset Way, then see below:



### After turning onto E Sunset Way:

go two blocks (past the Police and Fire Stations), turn left onto 2<sup>nd</sup> Ave SE, go past the old Senior Center building on your left, and a baseball field, then left onto NE Creekway, go almost to the railroad tracks. The new Issaquah Valley Senior Center is a brick building on your left, parking in front of it. There is also parking behind, from Sunset, turn left into the parking area, right before the Police Station (look for a large parking sign on your left), and follow it till you see a kids play ground.

Address: 75 NE Creekway, Issaquah, WA 98027

---

---

## **PSLAC**

c/o Jeff Bement  
3942 SW - 329th PL  
Federal Way, WA 98023  
U.S.A.

