

Raw Hide Gazette

Copyright © 2004 by PSLAC, All Rights Reserved

"Without question, the Raw Hide Gazette is by far the best and most informative and comprehensive Guild publications of all of them! You are to be commended for your very fine and professional efforts. Keep up the good work. With admiration"
/signed/
Al & Ann Stohlman, December 1997

Volume 9, Issue 11

Puget Sound Leather Artisans Co-Op

April 2004

Hide Highlights

Page

- 2 The Bill Churchill Children's Leather Program 3rd Annual AWARD Nomination Form for the Year 2004
- 4 'Pass It On' Dust Cover
- 5 Tattoo Leather Patterns
- 6 New Internet Member Project—Willard's Holster
- 7 February Meeting "Show-and-Tell"
- 10 Judy's Cougar Carving Class
- 11 Judy's Cougar Carving Class with Norm's Tools



General Seymour. Co-founder of PSLAC says:

"It is time to make your entries for the PSLAC 2004 Bill Churchill Award". See details in this issue.

Meeting Announcement

NEXT MEETING on
Sunday,
April 18th
noon-5pm
with a Braiding Demo by
Harry
(see map on last page)

Braiding Demo: For this project, supplies needed are a piece of leather, preferably 12" by 15", at least 6-7 oz. or heavier, a rotary punch, lacing chisels for whatever size lacing you bring, a knife to cut the leather to shape, and a mallet. You might also bring any braiding or lacing pamphlets or books that have a braid or applique you are interested in trying. What I am contemplating will support eight different edge braids, and as many appliques as we can fit in. I will have copies of the instructions from Al Stohlman and Bruce Grant for what I will cover. This is a continuing project, so if we do not get as far as you would like to go, we can always continue at future meetings and the BBQ!

The Bill Churchill Children's Leather Program 3rd Annual AWARD Nomination Form for the Year 2004

PSLAC Mission is...

- To further the enjoyment of leather and to help others learn more about the real joy of leather - working as a group and sharing ideas and knowledge of leather, its uses and how to use it. To pass on this knowledge to others and then have them pass it on to the new members who come later.
- Form a fellowship with peers, young and old, expert and non-expert, anyone who has the love of leather.
- To show and demonstrate to people outside the Co-Op leather in all forms and try to help them to become interested in leather...to share...time and talent, with all others in the Co-Op -- especially the young.

The **Bill Churchill Children's Leather Program Award** is designed to recognize PSLAC members who are caring on those principles of the PSLAC mission.

Nominations can be made by any PSLAC member and should be in writing. This form can be used, or any other written method is acceptable.

The nominations should give reasons and examples why they feel the nominee should receive an award.

- How have they helped further the craft?
- Are they active in PSLAC activities?
- Do they help promote leather craft by fair entries, demonstrations, etc.
- Have they helped generate interest in others to pursue the craft.
- Are they willing to share knowledge for the benefit of all.

The PSLAC directors will make the decision for each year and the award will be a once in a person's lifetime. The award will include a medal similar to the Stohlman award with a replica of Bill's hands and his axiom: C.O.P.I.

(confidence-observation-practice-imagination).

Send your **nominations by April 30th, 2004** to:

PSLAC
c/o Jeff Bement
3942 SW - 329th PL
Federal Way, WA 98023
U.S.A.

...or... email to: stelmack@nwlinc.com

RULES:

1. The award may only be won once in a lifetime.
2. The Directors will evaluate the nominations and decide on a winner – one each year.
3. If one of the Directors is nominated, that Director will be replaced by another PSLAC member for the purposes of selecting a winning nomination.
4. The award will be give out at the summer PSLAC Annual Bar-B-Que.
5. Nominations will be due by April 30th.

The Bill Churchill Children's Leather Program AWARD Nomination Form for the Year 2004

Give examples for each category:

▶ *How have they helped further the craft?*

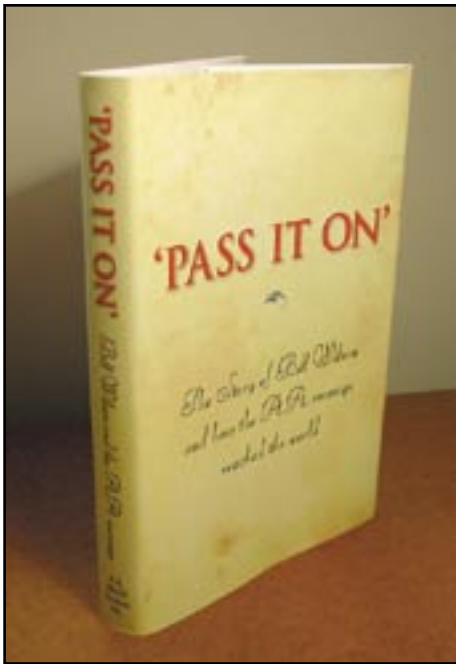
▶ *Are they active in PSLAC activities?*

▶ *Do they help promote leather craft by fair entries, demonstrations, etc.?*

▶ *Are they willing to share knowledge for the benefit of all?*

Name of Nominator: _____

Date: _____



'Pass It On' Dust Cover

I just purchased a new book and noticed that the font on the dust jacket was very close to a letterpress lead type that I have. The font was **ArtCraft** and I had it in 48 point and 36 point sizes. So, I designed a new slip jacket for the book in the basic design of the original.

The problem was dying the project. I used the standard old Tandy Antique Saddle Tan, but for some reason the finish was very uneven. I suspect it was due to too much handling of the leather before the dye was used

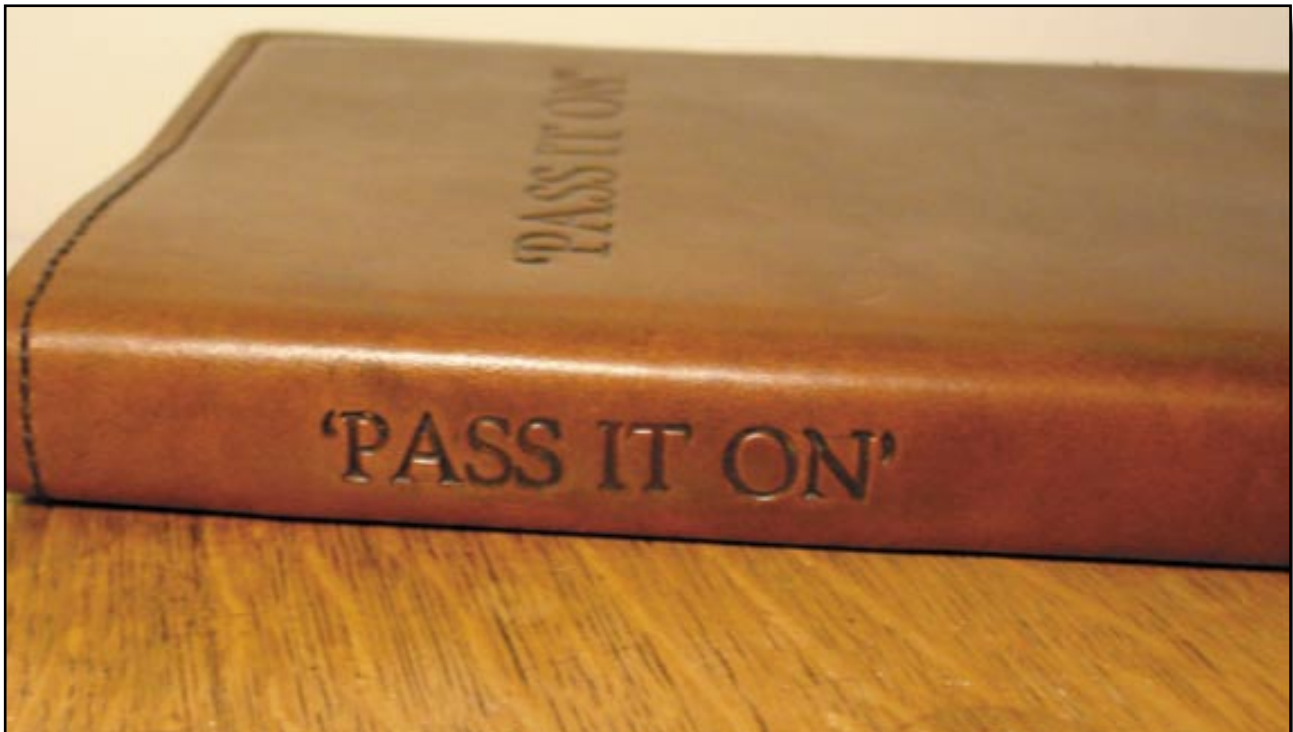
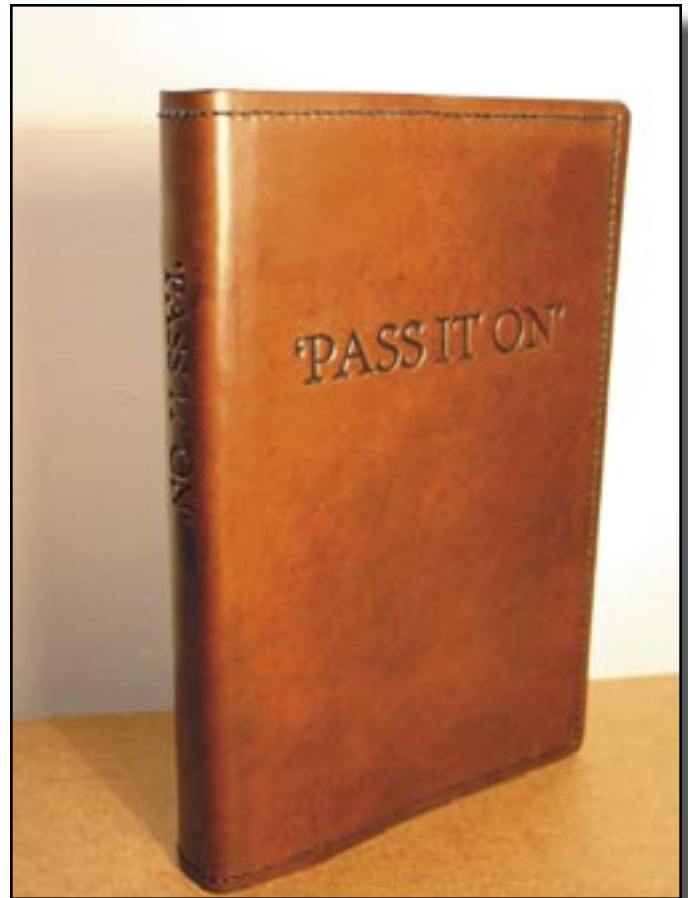
(hand oils). Anyway, I tried Dusty's trick and used some Wax Balm to help smooth the blotches out, but it only improved it a little.

Now I was stuck—the blotchy coloring was sealed in with the waxy finish. Since I had not started the sewing, I only invested the time to case and emboss the text. So, I threw caution to the wind and tried re dyeing over the finish with some more Tandy Antique, but the wax finish prevented the penetration of the dye.

Next, I took the leather to the garage and wiped it with some petroleum distillates which looked like it might have broken down the wax finish, then I grabbed some wood dye used for some wood working project and added some spirit dye left over from a leather project and before it had a chance to dry I rubbed in some Johnson's Floor Paste Wax. Which, in the end, smoothed out the finish

and protected it. This was my first attempt at using wood dye on leather and I think I may switch over, or at least experiment more with the dyes.

Bob Stelmack, Wellingore, UK






Tattoo Leather Patterns

I was admiring some wall paintings that **Cpl. Darin Whiting** had done during a redecoration of the Tea Break room at the **RAF AirBase, Waddington, UK**. **Darin** is pursuing a fine arts degree at the **Lincoln College** in his spare time. He saw some of the leather work I had done and we began to

talk about art work. He also does tattooing as a side business and the work I saw that he did on a fellow mate was quite good. So we traded some ideas and he provided two of his drawings that would make ideal leather carvings. I will try the crow pattern as a book cover, in the Rob Barr style.

I also gave him some pig rawhide to try some experimental tattoo art work on. Hope to get back to you with some new ideas and patterns.

Bob Stelmack
Wellingore, UK



New Internet Member Project—Willard's Holster

(ed. note: Please welcome and admire our newest Internet Member and see the nice project he produced.)

Hello again. I received the Rawhide Gazette CD yesterday. Thank you.


I don't know the protocol for submitting pictures of projects, so am attaching a PDF of a holster I recently made. The pattern is mostly mine: I know I saw the feather pattern somewhere and made it my own. If it's not up to newsletter standards, that's okay.

Take care,

Willard Edison

Email: waedison1@comcast.net

February Meeting "Show-and-Tell"



- ▲ Award that Ken Imus and Len Madison received for teaching at a retirement center in Everett
- ▶ Don finally made Judy an address book
- ▼ Checkbook by Don Ferguson
- ▼ General's day planner





- ▲ New member Terry, one of Ken Imus' class members with her 1st belt
- ▲ Terry wearing belt
- ▲ Generals small flashlight case
- ◀ Flashlight with leatherman by Harry Smith



▲ Paula Marquis

Paula's fair entry "Log Cabin" ▶

▼ Bowl by Paula (picture doesn't do this justice)

▶ Ray Brooks made the Christmas ornament

▶ Sister Rachel's St. Patty's Day leather projects: the clover with the pipe is a pin and the other above it is a card





Judy's Cougar Carving Class





Judy's Cougar Carving Class with Norm's Tools



PSLAC Members Only Advertisement Page

Any PSLAC Member can advertise leather related products or services, subject to approval. Just send your text, picture and/or logo to stelmack@nwlink.com

MARQUIS UNIQUE LEATHER ARTISTRY, LLC

Paula and George Marquis



I make almost anything that can be made from leather and can be sewn by hand. I do not like sewing machines and cannot get along with them. Therefore, that excludes making clothing, which entails using very soft leather.

A lot of my works are 'bespoke items', meaning, one of, individual custom requests, ranging anywhere from books and folders to rifle scabbards, holsters and golf bags, fully carved and stamped, and any and all articles in between, which also includes saddles and harness.

I like to make articles that are practical, such as all kinds of bags (including brief cases, bible covers, etc.), belts with a challenge, mouse pads, tissue box holders, knife and sword sheaths, 11th Century bottles (sealed so they can be used as wine carafes), to various types of boxes (both useful and decorative) and other artistic decorations including such things as moulded bowls and vases as well as framed pictures.

Phone: (206)-523-6295

Email: marquispg@aol.com

DIAMOND P RANCH

Phil O'Neil

Custom Saddle Repair & Custom Chaps



Email: bjoneill@worldnet.att.net

DOC'S CUSTOM LEATHER & CARVER'S CORNER

10 to 15% off every day!!!

Tools
Lacing
Supplies
Books/Videos
Patterns

Coming Soon!!!
Online Sharing Community
Free Patterns/Tips
And More!!!

Doc Hayes
1407 S. Socorro St. - Deming NM USA 88030
505-544-4692

dochayes@naturesw.net
<http://naturesw.net/dcileather.htm>



Norm Lynds Toolmaker

Mallets, Modelers, embossing tools,
lifters and others on request

Phone: (360) 668-7004

E-mail: NWLynds@Juno.com

Leather Company Advertisement Page



Toll Free:
(800) 541-3264

**Bee Natural
Leather-
care**

*The ultimate in
leather care prod-
ucts*

P.O. Box 820803, Vancouver, WA 98682-0018
(360) 891-7178, FAX: (360) 891-7166
Email: bnatura@pacifier.com

SPOTLIGHT on PRO-CARV — Working and Tooling Leather Formulation

DIRECTIONS:

Dilute concentrate with water: 1 part PRO-CARV to 10 parts water is recommended for carving and tooling. When immersing the leather for shaping or forming, add 8 oz. PRO-CARV to 3 gallons of water.

NO CASING IS NECESSARY

Leather can be immersed or sponged with this solution. PRO-CARV eliminates the need to case leather. PRO-CARV allows you to begin working with the leather after immersing for 3-5 minutes because of the very rapid penetration into even the thickest hide. Allow the surface to dry somewhat before beginning forming or carving.

**Contact MacPherson's, Hide Crafters, Goliger's
Leather, and The Leather Factory for any of the fine
Bee Natural Leather products.**

Advertisement

Hide Crafter Productions
*Offers a wholesale discount to
PSLAC members*

Brettun's Village Shops
10% discount to the PSLAC members

HERITAGE LEATHER COMPANY
*Offering a 20% discount to PSLAC
Members (15% on leather)*

The Leathercraft Store
Offering a Discount to PSLAC members

The Leather Factory
Offering a wholesale discount

TWLeather, Inc.
*Offering a wholesale discount to the
PSLAC members*

**PLEASANT VALLEY SADDLE
SHOP**
*Offering 20% discount to PSLAC
members*

RawHide Gazette
Editor / Publisher: Bob Stelmack
Co-Founders: Bill Churchill & General
Seymour
Treasurer/Secretary: Jeff Bement

Copyright © 2002 PSLAC, Puget Sound Leather
Artisans Co-Op

The RawHide Gazette is published monthly (12 times a year). Address for information and correspondence: PSLAC, c/o Jeff Bement, 3942 SW - 329th PL, Federal Way, WA 98023, U.S.A.

email: jeffbement@comcast.net

The RawHide Gazette is provided to the Puget Sound Leather Artisans Co-Op as a part of their membership benefits. Annual dues are \$24.00 USD per year.

All submissions are subject to editing for clarity and length. All articles submitted must be accompanied by name, address and permission of writer.

POSTMASTER: Send address changes to PSLAC, c/o Jeff Bement, 3942 SW - 329th PL, Federal Way, WA 98023, U.S.A.

Advertising Rates

The RawHide Gazette now offers advertising space to interested parties. Ad spaces are as follows:

1/4 Page or Business Card \$60 USD
1/2 Page \$110 USD
1 Full Page \$200 USD

These rates cover a six month time period. PSLAC members are entitled to a 25% discount. Leather companies supporting PSLAC are given free Business Card size advertisement, additional space at regular rates.

RG On-line

The Puget Sound Leather Artisans Co-Op can be found at:

<http://pslac.org>

If you need the **UserId** and **Password** for the subscription pages, just contact the RawHide Gazette at:

stelmack@nwlinc.com

-- of course the password information is free for the Puget Sound Leather Artisans Co-Op members. Those on the Internet still need send \$10 per year for a membership to:

Jeff Bement
3942 SW - 329th PL
Federal Way, WA 98023
U.S.A.

Your Photos here - if you send them to:

Web Editor: Bob Stelmack
7 Memorial Hall Drive
Wellingore LN5 0BD
England

Photos sent in to the PSLAC are used, space and focus permitting.

They are also posted, in living color, on the Internet.



Toll Free Order Lines:
1-(888) 263-5277
Fax: 1-(888) 263-5086

Hide Crafter Leathercraft

Offering wholesale discount to PSLAC members
ON-LINE CATALOG www.hidecrafter.com

7936 Camp Bowie West
Ft. Worth, TX 76116

George Hurst, Manager
email: hrcrafter@flash.net

Outside Washington
1-800-343-9949

(206) 328-0855
Fax: 328-0859

MACPHERSON

Leather Company

Leather, Shoe Finding and Saddlery

Offering a 30-40% off retail discount to the PSLAC members

Greg MacPherson

519 - 12th Avenue S.
Seattle, Washington 98144

Support our sponsors and take advantage of the PSLAC Membership Discounts

PSLAC Puget Sound Leather Artisans Co-op Home of the Rawhide Gazette <http://pslac.org>

Check on your Membership Status. Enter at least three characters of your name or email address and submit:

(Click here for Administration of the Membership Database)

Search this site by keywords (Note: the PDF Rawhide Gazette issues are not searched, but the index to the issues is.)

Latest issue of the Rawhide Gazette and the Members Only Issue

Interesting features:

PSLAC MEMBER Pages for the PSLAC Members	PSLAC Library: videos, books and articles (most available for checkout for members)	The current Membership Location Chart
Turquoise Brush Pen Color Chart	Leather Stamping Tool Index	Meet one of our Members chosen at random
Random leather tip -- if have got another one, send it in	Brochure describing PSLAC and the Rawhide Gazette (PDF format)	Leather MS Excel Spreadsheet used to estimate and price your project
Sample Bylaws for setting up a Co-Op		

PSLAC Membership Application

If you know someone who is interested in leathercraft — give them this information:
Puget Sound Leather Artisan Co-Op MEMBERSHIP APPLICATION

YOUR NAME: _____
STREET ADDRESS: _____
CITY, STATE, ZIP: _____
PHONE NUMBER: (____)____-_____
E-Mail: _____

Send this form along with \$24.00 (\$10.00 for Internet Membership) your first years dues to:

Jeff Bement
3942 SW - 329TH PL
Federal Way, WA 98023
U.S.A.

If you would like to subscribe to The Leather Crafters & Saddlers Journal through the Co-Op and include an additional \$29.00 for a one year subscription.

Start a Child in Leathercraft Today



Bill Churchill's Childrens Leather Program

Confidence
Observation
Practice
Imagination



Dusty Johnson

PLEASANT VALLEY SADDLE SHOP
1220 S. County Rd. 21
Loveland, CO 80537
Phone: (970) 669-1588
Fax: (970) 669-1589
E-Mail: dusty@pvsaddleshop.com
URL: <http://www.pvsaddleshop.com>

Offering a 20% discount to the PSLAC members

BRETTUNS VILLAGE LEATHER

**Selling odd lots, miscellaneous overstocks,
bargain leathers and leathercraft
accessories, all from Maine, only online**

Sides, Full Hides, Buckles, Key Rings, Laces, Thread,
Tools, Rivets, Scrap Pieces, Elk & Buffalo Scrap

Always Free Shipping in the 48 States

www.brettunsvillage.com

Leather Factory

Durham Hefta
Manager



Portland

Phone (503) 255-8818
Fax (503) 255-9011
Toll Free (888) 277-3360
www.leatherfactory.com

13221 N.E. Whitaker Way
Portland, OR 97230-1128

Offering a wholesale discount to the PSLAC members



SKYSHOOTER
(Dave)
(425)823-0110

TRADER'S
Stitching Posts at
Wholesale

SCREAM'N EAGLE
(Mike)
(360)658-1847

Tandy Leather Boise

JoAnne Tackitt, Manager
285 N. Orchard St.
Boise, ID 83706



Toll Free:
1-800-930-2850
(ph. 208-375-5589. Fax. 208-375-7168)

<http://www.tandy-leather.com>

Offering a wholesale discount to the PSLAC members

The Leather Factory

Kermit P. Creek
Manager



Billings

Phone (406) 256-1355
Fax (406) 256-1360
Toll Free (888) 277-3323
www.leatherfactory.com

115 North 30th Street
Billings, MT 59101-2032

Offering a wholesale discount to the PSLAC members



TWLeather, Inc.

Toll Free: 1-800-477-9923
2017A White Settlement Rd.
Fort Worth, TX 76107
(817) 877-5427, Fax (817) 877-5432

Offering a wholesale discount to the PSLAC members

Tandy Leather

Jim Linnell
Director of Operations



Toll Free:
1-888-890-1611

<http://www.tandy-leather.com>

Offering a wholesale discount to the PSLAC members



Leather Factory Spokane

28 West Boone Ave, Spokane, WA 99201
Phone: (509) 328-9939
Toll Free: 1-800-822-8437
Fax: (509) 326-7019

Offering a wholesale discount to the PSLAC members

www.leatherfactory.com



Email: jwleathercrafter@qwest.net

(503) 293-2833

Fax: 977-1762

J & W

Leather Crafters

Leather Repair: Saddles, Tack, Harness, Chaps, anything
Leather except clothing. We make new Items & Custom Orders

<http://www.users.qwest.net/~jnoecker/leather/>

Offering a 10% off retail discount to the PSLAC members

"It never hurts to ask!"

Joseph & Wendy Noecker

3912 SW Dolph CT
Portland, Oregon 97219

Taking I-90

From Auburn: come north on Hwy167, or I-5, then I-405 north, then onto I-90, going east:

From Everett: South on I-5 to 405 South, or to I-90, going east:

From I-90 get off on exit 17/Front St., and bear right onto Front Street. At the third stoplight, turn left onto E Sunset Way, then see below:



Taking Hwy 18 from around Auburn to Issaquah

Get on Hwy 18 going East, from Auburn, it's about 12 miles to Maple Valley, then at about 2 ½ miles after Maple Valley, look for the turn off to Issaquah Hobart Rd SE, turn onto ramp 276th Ave SE and go 0.6 miles, bear left onto Issaquah Hobart Rd SE. It's about 8 ½ miles from there to Issaquah. Hobart becomes Front Street S, which takes you into downtown Issaquah. Turn right onto E Sunset Way, then see below:

It's about 8 ½ miles from there to Issaquah. Hobart becomes Front Street S, which takes you into downtown Issaquah. Turn right onto E Sunset Way, then see below:

After turning onto E Sunset Way:

go two blocks (past the Police and Fire Stations), turn left onto 2nd Ave SE, go past the old Senior Center building on your left, and a baseball field, then left onto NE Creekway, go almost to the railroad tracks. The new Issaquah Valley Senior Center is a brick building on your left, parking in front of it. There is also parking behind, from Sunset, turn left into the parking area, right before the Police Station (look for a large parking sign on your left), and follow it till you see a kids play ground. Address: 75 NE Creekway, Issaquah, WA 98027

PSLAC

c/o Jeff Bement
3942 SW - 329th PL
Federal Way, WA 98023
U.S.A.

