

Raw Hide Gazette

Copyright © 2005 by PSLAC, All Rights Reserved

"Without question, the Raw Hide Gazette is by far the best and most informative and comprehensive Guild publications of all of them! You are to be commended for your very fine and professional efforts. Keep up the good work. With admiration"
/signed/
Al & Ann Stohlman, December 1997

Volume 10, Issue 8

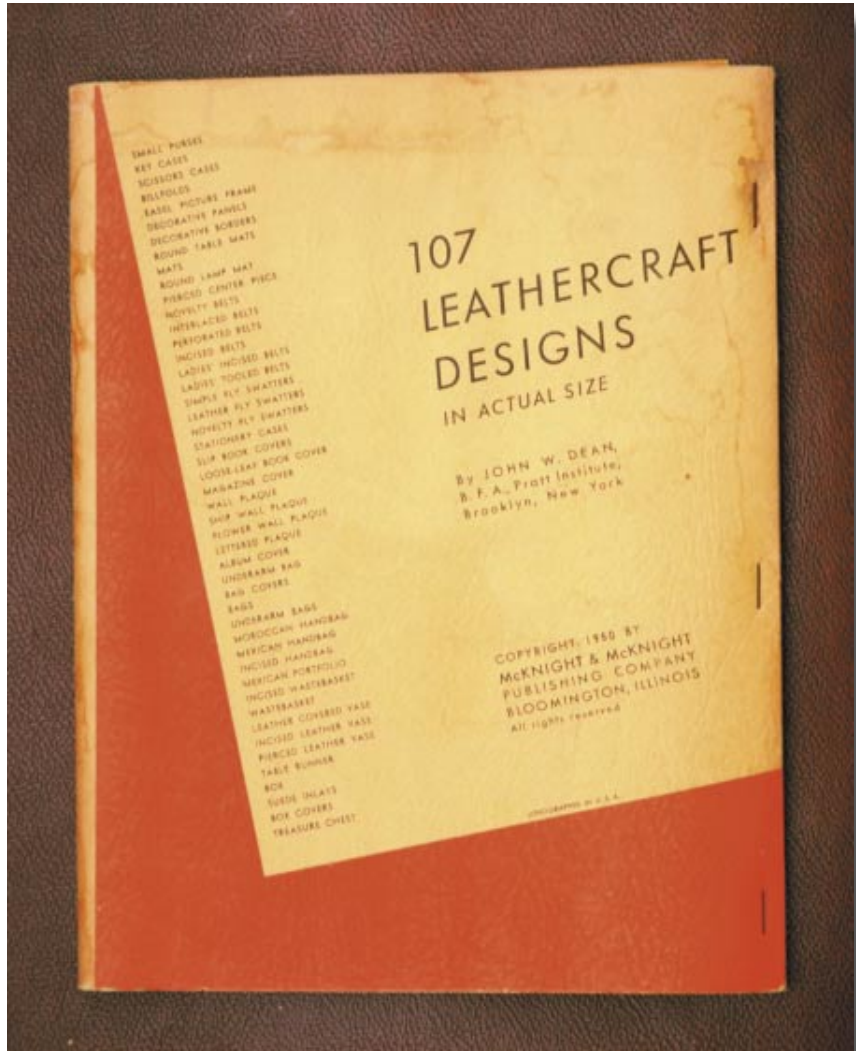
Puget Sound Leather Artisans Co-Op

January 2005

Hide Highlights

Page

- 1 Leather Designs by John W. Dean
- 2 New Leather Art Tour Planned
- 3 Back to Basics
- 3 Rene's Message & Contact Update
- 4 Classic Carving Patterns
- 6-7 General's Sheridan Carving Class
- 8 Monograms
- 10 Christmas Stocking



Meeting Announcement

NEXT MEETING on
January 9th
at
noon-5pm
 ???????**
 (see last page for map)


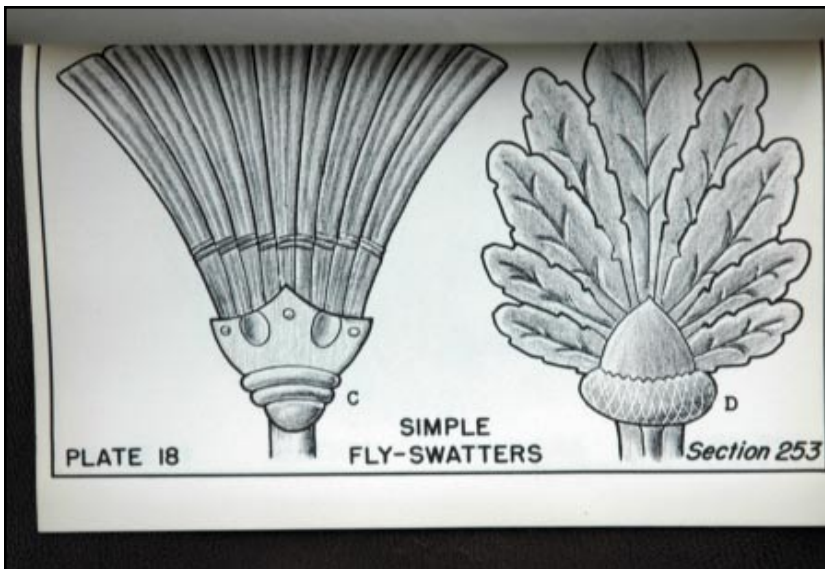
Leather Designs by John W. Dean

107 Leathercraft Designs in Actual Size by John W. Dean

A recent find on eBay turned up an 11 by 17 inch book of full sized designs from the *Leathercraft techniques and designs* by John W. Dean, copyright, 1950 by McKnight & McKnight Pub. Co. These designs (a sam-

pling shown on the following pages) are refreshingly simple and carefully drawn with subject matter such as: purses, cases, belts, book covers, handbags, vases, and even some leather fly swatters. John attended the Pratt Institute where he received his B.F.A. degree in art.

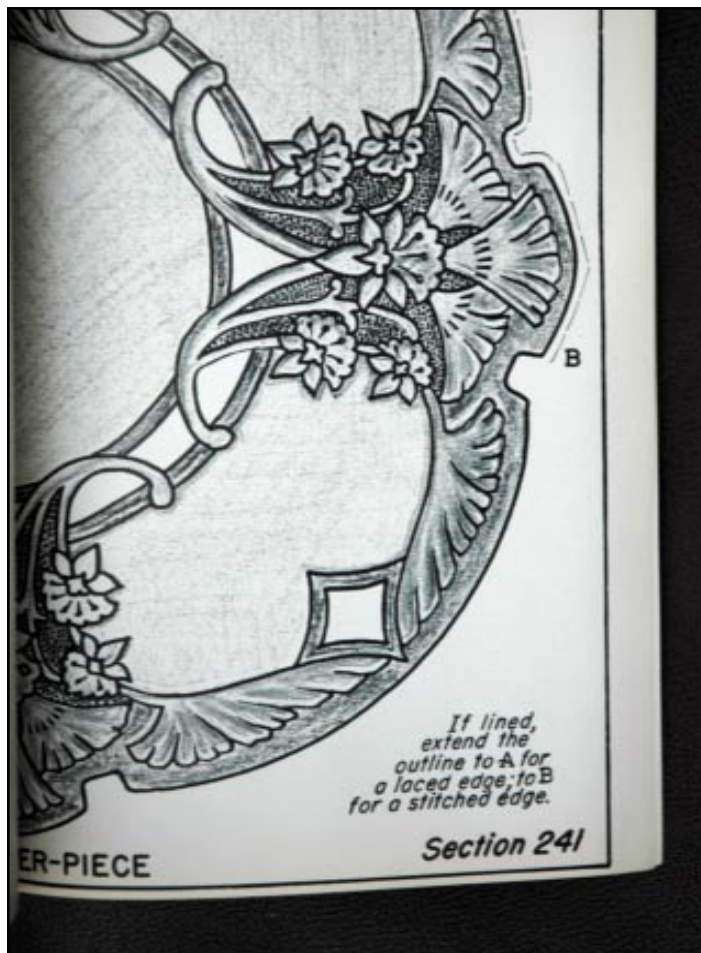
I've just ordered the companion book *Leathercraft techniques and designs*. from Barnes and Nobles Out-of-print book sec-



tion on line. There were several copies, in various conditions available when I checked:

<http://search.barnesandnoble.com/OopBooks/OopResultsTitle.asp?WID=52061701&price=&format=&signed=&edition=&dj=&recent=&title=&author=John+W.+Dean&itm=5>

I've just got to try my very own leather fly swatter. The idea of creating a fly killer from a deceased cow seems ironic to me. It's payback time from the cow.



New Leather Art Tour Planned

Ann Waters is pleased to announce a new, upcoming **Leather Art Tour**. The event will take place at a **Ranch in Arizona** in **June of 2005**. Returning for the third Leather Art Tour is the well-known leather artist, teacher and tool maker **Bob Beard**. Popular teacher, carver and saddle-maker, **Bill Gomer** will join the line-up of teachers on the Tour for the first time, and a newcomer to the scene, **Jeff Mosby**, will also be teaching two day classes.

This will be the third Leather Art Tour. The Tours have been a popular and fun event where leather artists and craftpersons are immersed in leather instruction from the top industry professionals. The classes are held at an interesting destination where fun activities in the area are combined with the classes. Previously, the Leather Art Tours were held on a Cruise ship to Alaska and a Ranch in Montana. The Leather Art Tour at the ranch in Arizona will be a great destination for learning leather combined with some western fun.

For further information on this next Leather Art Tour, or to reserve a space, please contact:

Ann Waters
Leather Art Tours
9133 N. Frontier Road
McNeal, AZ 85617
phone (520)642-1594
...or...
email clearh2os@aol.com

Back to Basics

Dusty reports:

One of the things that was brought up at the meeting was brought up by **Ken Imus** that was very good: “*Lets do what Bill did at each meeting. Bill used to sit and do leather tooling*”.

As soon as it sank in, to everyone, the ideas flowed. Let’s do the basics—do each step of the basic floral design. In January, we will be learning swivel knife and so on and so forth.

Each month will be the different steps to the floral design. We could have Ken Imus volunteer to do this job at each of the meetings, but then others said they would volunteer to do the different steps and so that is going to be nice to have for each meeting.

Ken Imus wasn’t at the December meeting, but this idea is still good and should be considered for the future meetings.

Rene’s Message & Contact Update

*Friends are like stars
Often you do not see them
But you know they are always there.*

Important! For those who have not done so yet, please change our E-mail address in your files to:

rene@leatherartforum.de

The t-online address will be discontinued soon. Our correct postal code is 82041. NOT 81042 This was our mistake on our card.

Websites

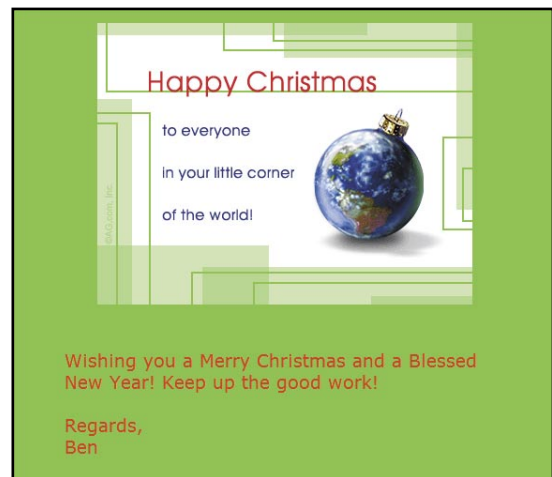
NEW www.artrene.de
www.reneberends.de
www.leatherartforum.de
www.beargallery.de

Rene@LeatherArtForum.de




Christmas Greetings from Peter Main to PSLAC

Christmas
Greetings
from Ben
Cox to
PSLAC



Christmas Greetings from Rene Berends to PSLAC





CLASSIC CARVING PATTERNS

Designs Online Since 1997!
 CarvingPatterns.com - WoodCarvingPatterns.com
 Well over 1,000 Patterns & Designs to choose from!

The Wood Carving Site dedicated to the designs, themes, and ideas for your next Wood Carving project!

TOOLS AND BOOKS

Tools Sets
 How-To Books

FREE ONLINE TUTORIALS

Free Step-by-Step Instructions
 Free Lessons - Free Patterns
 Free Projects - Free Tips

STUDIO INFORMATION

Ordering Information
 Secure Online Ordering

Classic Carving Patterns

Norm Lynds brought a pattern to the PSLAC meeting from L. S. Irish Art Design Studios. The patterns are primarily for wood carvings, but they fit quite well into the leathercrafters bag-of-tricks.

I was impressed with the designs shown on the website at:

www.carvingpatterns.com

...and even ordered the complete set and download the very next day.


Not only were there patterns available free to try, but there were on-line lessons on coloring, techniques and other items that related to leather as well as wood carving.

Here is some information about the patterns and the company:

The Wood Carving Site dedicated to the designs, themes, and ideas for your next project! Multi-Purpose Patterns & Designs. Well over 1,000 Patterns & Designs to choose from!

FREE CARVING PRIMER

Techniques and Glossary
 Learn Wood Carving Basics Online!



General Order Information

- Our Web Site serves as our Catalog.
- Our Pattern Packs are Digital Images offered by Download only. With the exception of the "The Complete Pattern Collection" that is offered by Download, or on CD.
- We accept all Major Credit Cards either by Phone or by Secure Online Ordering. Or if you prefer you can mail us a Money Order or Check (U.S. Funds).
- Hobbyists and Craftsman may of course sell their Finished Items or Finished Projects that use our patterns!

Secure Online Ordering

www.carvingpatterns.com

Telephone

Art Designs Studio

(301) 829-0431 ~ Maryland

- Mon. - Fri. 9:00 am - 5:00 pm Eastern U.S.A. Time (GMT/UDT-05:00)
- Saturdays 10:00 am - 4:00 pm Eastern U.S.A. Time (GMT/UDT-05:00)
- Sundays Closed

Mail Order

You may certainly send us a Check or Money Order in the Mail. Please, all Checks and Money Orders must be in U.S. Funds. *Please! Be certain to include your E-Mail Address...very important!*

Art Designs Studio
6721 Woodville Rd.
Mt. Airy MD 21771
U.S.A.

Shipping Information

All Orders Shipped Next Business Day!
All domestic orders are shipped via U.S. Priority Mail 2 to 4 day delivery time anywhere in the U.S.A. Overnight Shipping Available!
Worldwide Shipping!

woodworker@carvingpatterns.com

Classic Carving Patterns, L. S. Irish
CarvingPatterns.com
WoodCarvingPatterns.com

Tool Sets

Chip Carving Tool Set
Wood Carving Chisel Sets
Sharpening Stones

Online Tutorials

Low Relief Sailboat
Cattle Branding Layouts
Dry Brushing Acrylic Paints over an Oil Stain Finish
Coloring Wood Burned Projects
How to create True Skin Colors in..
Who is Roy G. Biv? The Color Wheel
Wood Carving "American Hero"
Mock Russian Birch Bark Carving
Welsh Love Spoons
Woodburning 101
Your First Carving
Cane Carving
Pumpkin Seed Fish Decoy
Carving the Wood Spirits
Landscapes Relief
Floral Clock Instructions
Simplifying a Pattern
Working with Levels
Dramatic Shadows

Small Pattern Pack Subjects

Just Goldfish
Hook, Line, and Sinker
Lighthouses, Ships & Maps
Christmas Calicos
Christmas Cookies
Christmas Capers
Christmas Kringles
Christmas Classics
Western Scene Mantel
Fighting Roosters
Simple Flowers
Oak Mantel
Grape Mantel
Scroll Mantel
Eagle Mantel
Dragon Mantel
Angels/ Cherubs
Garlands/ Cameos
White Tail Deer
Mythological Corners
Zoomorphic Heroes
Backyard Critters
Sign Blanks & Plaques
Quail Hunting Mantel
Fishing Mantel
Assorted Designs
Mythology Patterns
Traditional Themes
Floral Bouquets
Oak and Grape Packet
Grizzlys!
Floral Corners
Favorite Birds
Waterfowl Pack
Floral Clocks

Large Pattern Pack Subjects

Song Birds
Ringed Neck Pheasants
Flying Ducks
Gargoyles
Simple and Fun Dragons
Panels and Borders
Western Ranch
Western Horses
Westward Ho!
Elk Patterns
Mule & White Tail Deer
Fighting Bucks
Fantasy Patterns
Grape Patterns
Mixed Fruit
Farm Scenes
Hens and Roosters
Lettering & Sayings
Proud to be an American
North American Big Cats
African Big Cats
Viking Lines
Celtic Crosses
Triangle Designs
Water Spouts
Mirrors & Frames
Sea Life Pack
Ships & Lighthouses
Welsh Love Spoons
Spirit Chiefs (2 Packs!)
Classic Frames & Borders
Western Dragons
3-D Christmas
Cane Handles
Myth Beasties
Coat of Arms & Heraldry
Relief Landscapes
Chip Carving Grids
Classic Shell Collection
Wood Spirit Mega Pack
Two Celtic Pattern Packs
North American Wildlife
Classic Lines and Leaves
3-D Santas
Puddle Ducks
Assorted Horses

Copyright Explanation

1. Our Patterns are for End Use by Hobbyists and Craftsmen only.
2. **Hobbyists and Craftsman may sell their Finished Items or Finished Projects that use our Patterns!**
(See web site for more details)




General's Sheridan Carving Class





General's Sheridan Carving Class

Monograms



My workmate, Marv, was at a recent auction and bid on over 500 old books. Some dated back to the early 1800's. Among the collection was a leather bound scrap type book titled *Arms, Crests & Monograms*. It appeared to be a blank book with special pages to allow the cut out or stamped images of coats of arm, family crests and fancy monograms for collection. Several pages were filled in with monograms, as shown here.

These monograms, or initials of a family member can make quite interesting leather carvings. You can even use graphic programs or even Microsoft® Word™ (or any text processor) to make your own monogram. Shown here is a simple "RS" monogram using a type font called Parchment that was turned into a raster image by Adobe Photoshop so that parts were erased and some bits were changed.

Bob Stelmack
Wellington, UK





Carol Gessell's saddle in the making





Paula made this stocking of pig suede and tooling leather for the door prize.

Christmas Stocking

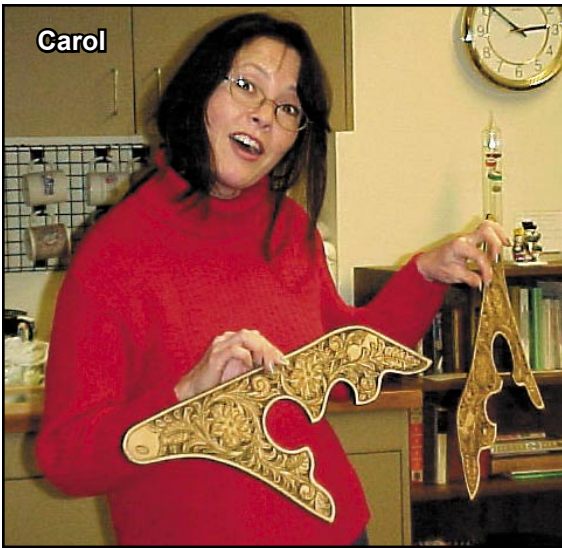


Show N Tell Deerskin bag by Ken E



Belts by Phil





Carol



Carol's spur straps
with real silver
conchos




Carol's belt



Carol's overlays
for chaps

Terry
Bowman's
shop on
wheels that
has all his
tools in it.
His wife
loves it
because now
he doesn't
have all his
tools laying
around.



Carol's Chaps

PSLAC Members Only Advertisement Page

Any PSLAC Member can advertise leather related products or services, subject to approval. Just send your text, picture and/or logo to stelmack@nwlink.com

MARQUIS UNIQUE LEATHER ARTISTRY, LLC

Paula and George Marquis



I make almost anything that can be made from leather and can be sewn by hand. I do not like sewing machines and cannot get along with them. Therefore, that excludes making clothing, which entails using very soft leather.

A lot of my works are 'bespoke items', meaning, one of, individual custom requests, ranging anywhere from books and folders to rifle scabbards, holsters and golf bags, fully carved and stamped, and any and all articles in between, which also includes saddles and harness.

I like to make articles that are practical, such as all kinds of bags (including brief cases, bible covers, etc.), belts with a challenge, mouse pads, tissue box holders, knife and sword sheaths, 11th Century bottles (sealed so they can be used as wine carafes), to various types of boxes (both useful and decorative) and other artistic decorations including such things as moulded bowls and vases as well as framed pictures.

Phone: (206)-523-6295

Email: marquispg@aol.com

DIAMOND P LEATHER SHOP PHIL O'NEILL

Saddlery: New, Used-Repair

Custom Made Leather Goods

25051 - 180 Ave SE, Kent WA 98042

Hours By Appointment Or By Chance

(252) 631-9770

FAX (253) 631-4780

This Is A One-Man Outfit

All Custom & Repairs Are Crafted By Myself

Email: bjoneill@worldnet.att.net

DOC'S CUSTOM LEATHER & CARVER'S CORNER

10 to 15% off every day!!!

Tools
Lacing
Supplies
Books/Videos
Patterns

Coming Soon!!!
Online Sharing Community
Free Patterns/Tips
And More!!!

Doc Hayes
1407 S. Socorro St. - Deming NM USA 88030
505-544-4692

dochayes@naturesw.net
<http://naturesw.net/dcleather.htm>



Norm Lynds Toolmaker

Mallets, Modelers, embossing tools,
lifters and others on request

Phone: (360) 668-7004

E-mail: NWLynds@Juno.com

Leather Company Advertisement Page



Toll Free:
(800) 541-3264

**Bee Natural
Leather-
care**

*The ultimate in
leather care prod-
ucts*

P.O. Box 820803, Vancouver, WA. 98682-0018
(360) 891-7178, FAX: (360) 891-7166
Email: bnatura@pacifier.com

SPOTLIGHT on PRO-CARV — Working and Tooling Leather Formulation

DIRECTIONS:

Dilute concentrate with water: 1 part PRO-CARV to 10 parts water is recommended for carving and tooling. When immersing the leather for shaping or forming, add 8 oz. PRO-CARV to 3 gallons of water.

NO CASING IS NECESSARY

Leather can be immersed or sponged with this solution. PRO-CARV eliminates the need to case leather. PRO-CARV allows you to begin working with the leather after immersing for 3-5 minutes because of the very rapid penetration into even the thickest hide. Allow the surface to dry somewhat before beginning forming or carving.

**Contact MacPherson's, Hide Crafters, Goliger's
Leather, and The Leather Factory for any of the fine
Bee Natural Leather products.**

Advertisement

Hide Crafter Productions
Offers a wholesale discount to
PSLAC members

Brettun's Village Shops
10% discount to the PSLAC members

HERITAGE LEATHER COMPANY
*Offering a 20% discount to PSLAC
Members (15% on leather)*

The Leathercraft Store
Offering a Discount to PSLAC members

The Leather Factory
Offering a wholesale discount

TWLeather, Inc.
*Offering a wholesale discount to the
PSLAC members*

**PLEASANT VALLEY SADDLE
SHOP**
*Offering 20% discount to PSLAC
members*

RawHide Gazette

Editor / Publisher: Bob Stelmack
Co-Founders: Bill Churchill & General
Seymour
Treasurer/Secretary: Barbara Lourdes

Copyright © 2002 PSLAC, Puget Sound Leather
Artisans Co-Op

The RawHide Gazette is published monthly (12 times
a year). Address for information and correspondence:
PSLAC, c/o Barbara Lourdes, PO Box 1144, Auburn,
WA, 98071, USA

email: babs Lourdes2001@hotmail.com

The RawHide Gazette is provided to the Puget Sound
Leather Artisans Co-Op as a part of their membership
benefits. Annual dues are \$24.00 USD per year.

All submissions are subject to editing for clarity and
length. All articles submitted must be accompanied by
name, address and permission of writer.

POSTMASTER: Send address changes to PSLAC, c/o
Barbara Lourdes, PO Box 1144, Auburn, WA, 98071,
USA

Advertising Rates

The RawHide Gazette now offers advertising space to
interested parties. Ad spaces are as follows:

1/4 Page or Business Card \$60 USD
1/2 Page \$110 USD
1 Full Page \$200 USD

These rates cover a six month time period. PSLAC mem-
bers are entitled to a 25% discount. Leather companies
supporting PSLAC are given free Business Card size
advertisement, additional space at regular rates.

RG On-line

The Puget Sound Leather Artisans Co-Op can
be found at:

<http://pslac.org>

If you need the **UserId** and **Password** for the
subscription pages, just contact the RawHide
Gazette at:

stelmack@nwlink.com

-- of course the password information is free
for the Puget Sound Leather Artisans Co-Op
members. Those on the Internet still need send
\$10 per year for a membership to:

PSLAC
c/o Barbara Lourdes
PO Box 1144
Auburn, WA 98071
USA

Your Photos here - if you send them to:

Web Editor: Bob Stelmack
7 Memorial Hall Drive
Wellington LN5 0BD
England

*Photos sent in to the PSLAC are used, space
and focus permitting.*

*They are also posted, in living color, on the
Internet.*



Toll Free Order Lines:
1-(888) 263-5277
Fax: 1-(888) 263-5086

Hide Crafter Leathercraft

Offering wholesale discount to PSLAC members
ON-LINE CATALOG www.hidecrafter.com

7936 Camp Bowie West
Ft. Worth, TX 76116

George Hurst, Manager
email: hrcrafter@flash.net

Outside Washington
1-800-343-9949

(206) 328-0855
Fax: 328-0859

MACPHERSON

Leather Company

Leather, Shoe Finding and Saddlery

Offering a 30-40% off retail discount to the PSLAC members

Greg MacPherson
519 - 12th Avenue S.
Seattle, Washington 98144

Support our sponsors and take advantage of the PSLAC Membership Discounts

▼ HOME
The index to all the sections of the PSLAC Web Site and any late breaking notices.

- ▶ HOW TO JOIN
- ▶ MEET OUR MEMBERS
- ▶ READ ABOUT PSLAC
- ▶ STOHLMAN ENDORSEMENT
- ▶ PUBLIC INDEX
- ▶ MEMBERS INDEX
- ▶ LEATHER LINKS
- ▶ MEMBER DISCOUNTS
- ▶ EMAIL REGISTER
- ▶ HELP

PSLAC Puget Sound Leather Artisans Co-op Home of the RawHide Gazette <http://pslac.org/>

Check on your Membership Status. Enter at least three characters of your name or email address and submit:

(Click here for Administration of the Membership Database)

Search this site by keywords (Note: the PDF RawHide Gazette issues are not searched, but the index to the issues is.)

Latest issue of the RawHide Gazette and the Members Only Issue.

Interesting features:

PSLAC MEMBER Pages for the PSLAC Members	PSLAC Library videos, books and doodle sheet available for checkout for members	The current Membership Location Chart
Tombow Brush Pen Color Chart	Leather Stamping Tool Index	Meet one of our Members chosen at random
Random leather tip -- if have got another one, send it in	Brochure describing PSLAC and the RawHide Gazette (PDF format)	Leather MS Excel Spreadsheet used to estimate and price your project
Sample Bylaws for setting up a Co-Op		

▶ VISIT THE WEB MASTER

PSLAC Membership Application

If you know someone who is interested in leathercraft — give them this information:
Puget Sound Leather Artisan Co-Op MEMBERSHIP APPLICATION

YOUR NAME: _____
STREET ADDRESS: _____
CITY, STATE, ZIP: _____
PHONE NUMBER: (____)____-_____
E-Mail: _____

Send this form along with \$24.00 (\$10.00 for Internet Membership) your first years dues to:

PSLAC
c/o Barbara Lourdes
PO Box 1144
Auburn, WA 98071
USA.

If you would like to subscribe to *The Leather Crafters & Saddlers Journal* through the Co-Op and include an additional \$29.00 for a one year subscription.

Start a Child in Leathercraft Today



Bill Churchill's Childrens Leather Program

Confidence
Observation
Practice
Imagination



Dusty Johnson

PLEASANT VALLEY SADDLE SHOP
1220 S. County Rd. 21
Loveland, CO 80537
Phone: (970) 669-1588
Fax: (970) 669-1589
E-Mail: dusty@pvsaddleshop.com
URL: <http://www.pvsaddleshop.com>

Offering a 20% discount to the PSLAC members

BRETTUNS VILLAGE LEATHER

**Selling odd lots, miscellaneous overstocks,
bargain leathers and leathercraft
accessories, all from Maine, only online**

Sides, Full Hides, Buckles, Key Rings, Laces, Thread,
Tools, Rivets, Scrap Pieces, Elk & Buffalo Scrap

Always Free Shipping in the 48 States

www.brettunsvillage.com

Leather Factory



Portland

Durham Hefta
Manager

Phone (503) 255-8818
Fax (503) 255-9011
Toll Free (888) 277-3360
www.leatherfactory.com

13221 N.E. Whitaker Way
Portland, OR 97230-1128

Offering a wholesale discount to the PSLAC members



SKYSHOOTER
(Dave)
(425)823-0110

TRADER'S
Stitching Posts at
Wholesale

SCREAM'N EAGLE
(Mike)
(360)658-1847



Tandy Leather Boise

JoAnne Tackitt, Manager
285 N. Orchard St.
Boise, ID 83706



Toll Free:
1-800-930-2850
(ph. 208-375-5589. Fax. 208-375-7168)

<http://www.tandy-leather.com>

Offering a wholesale discount to the PSLAC members

The Leather Factory

Kermit P. Creek
Manager



Billings

Phone (406) 256-1355
Fax (406) 256-1360
Toll Free (888) 277-3323
www.leatherfactory.com

115 North 30th Street
Billings, MT 59101-2032

Offering a wholesale discount to the PSLAC members



TWLeather, Inc.

Toll Free: 1-800-477-9923
2017A White Settlement Rd.
Fort Worth, TX 76107
(817) 877-5427, Fax (817) 877-5432

Offering a wholesale discount to the PSLAC members

Tandy Leather

Jim Linnell
Director of Operations



Toll Free:
1-888-890-1611

<http://www.tandy-leather.com>

Offering a wholesale discount to the PSLAC members



Leather Factory Spokane

28 West Boone Ave, Spokane, WA 99201
Phone: (509) 328-9939
Toll Free: 1-800-822-8437
Fax: (509) 326-7019

Offering a wholesale discount to the PSLAC members

www.leatherfactory.com



Email: jwleathercrafter@qwest.net

(503) 293-2833

Fax: 977-1762

J & W

Leather Crafters

Leather Repair: Saddles, Tack, Harness, Chaps, anything
Leather except clothing. We make new Items & Custom Orders

<http://www.users.qwest.net/~jnoecker/leather/>

Offering a 10% off retail discount to the PSLAC members

"It never hurts to ask!"

Joseph & Wendy Noecker

3912 SW Dolph CT
Portland, Oregon 97219

Taking I-90

From Auburn: come north on Hwy167, or I-5, then I-405 north, then onto I-90, going east:

From Everett: South on I-5 to 405 South, or to I-90, going east:

From I-90 get off on exit 17/Front St., and bear right onto Front Street. At the third stoplight, turn left onto E Sunset Way, then see below:

Taking Hwy 18 from around Auburn to Issaquah

Get on Hwy 18 going East, from Auburn, it's about 12 miles to Maple Valley, then at about 2 ½ miles after Maple Valley, look for the turn off to Issaquah Hobart Rd SE, turn onto ramp 276th Ave SE and go 0.6 miles, bear left onto Issaquah Hobart Rd SE. It's about 8 ½ miles from there to Issaquah. Hobart becomes Front Street S, which takes you into downtown Issaquah. Turn right onto E Sunset Way, then see below:



After turning onto E Sunset Way:

go two blocks (past the Police and Fire Stations), turn left onto 2nd Ave SE, go past the old Senior Center building on your left, and a baseball field, then left onto NE Creekway, go almost to the railroad tracks. The new Issaquah Valley Senior Center is a brick building on your left, parking in front of it. There is also parking behind, from Sunset, turn left into the parking area, right before the Police Station (look for a large parking sign on your left), and follow it till you see a kids play ground. Address: 75 NE Creekway, Issaquah, WA 98027

**PSLAC
c/o Barbara Lourdes
PO Box 1144
Auburn, WA 98071
USA**

