

# Raw Hide Gazette

Copyright © 2005 by PSLAC, All Rights Reserved

“Without question, the *Raw Hide Gazette* is by far the best and most informative and comprehensive Guild publications of all of them! You are to be commended for your very fine and professional efforts. Keep up the good work. With admiration”  
/signed/  
Al & Ann Stohlman, December 1997

**Volume 10, Issue 9**

**Puget Sound Leather Artisans Co-Op**

**February 2005**

## Hide Highlights

**Page**

- 1 February Meeting at MacPherson's
- 1 2005 Leather Arts Tour
- 2 Norm Lynds' LC&SJ Article
- 2 Zoomorphic Leather Book Cover
- 3 Jeff Mosby
- 4-7 Jeff Mosby's Basketweave Picture Tutorial
- 8 Looking for a Stohlman Pattern
- 8 2005 Leather Art Tour RESERVATION FORM
- 9 January Meeting
- 10 Dusty's Stamping Stump
- 11 René Teaching Tours 2005
- 13 Christmas Ornaments

## February Meeting at MacPherson's

The next meeting is on for MacPherson's, Sunday February 13, 2005 from 1pm to 4pm. Craig will have the doors open at 1pm for browsing and SHOPPING. With the meeting beginning a 2pm and there will be sometime for shopping after the meeting. There will be no demo at this meeting.

Barbara Lourdes

*Curious about how to do an expert job with the basketweave stamp?*



See Jeff Mosby's Basketweave Picture Tutorial in this issue.

## 2005 Leather Arts Tour

New Year's Greetings to all!

I am sending the latest information regarding the **2005 Leather Art Tour**. If you are interested in further information or a reservation form, send me your name, complete address and phone number and I will send one to you in the mail.

The details for the 2005 Leather Arts Tour are:

- Dates:** June 5 - 12, 2005
- Place:** White Stallion Ranch, Tucson, AZ
- Price:** \$1,650 per person, which includes room and board ( 3 incredible meals a day, sharing a room with one other person), all horseback rides, 6 days of leather classes from three teachers (**Bob Beard, Bill Gomer and Jeff Mosby**), all entertainment at the ranch which includes tennis courts, a swimming pool, hot tub, and free airport transfers from the Tucson airport.

Additional pricing information for the week are as follows:

- Each student sharing a double room —\$1,650.00
- Adult sharing a double room, but not taking classes—\$950.00
- Child (12 and under) accompanying parent(s) in their cabin—\$500.00
- Single Rooms, adults not taking classes—\$1,270.00
- Single Rooms, adult students—\$1,810.00

A non-refundable \$300 deposit must be received by February 28th to reserve your space.

**Meeting Announcement**

**NEXT MEETING on**  
**February 13th**  
**at**  
**1pm-4pm**  
**at MacPherson's**  
 (see last page for map)

Past Leather Art Tours have been wonderful experiences, with students engrossed in innovative leather projects, including more than enough time to enjoy the great facilities, scenery, make new friends and at the same time, have a great time. We are continuing that tradition this year and hope to give those who attend fond, lifelong memories and friends.

The **White Stallion Ranch** is a Marlboro Ranch and is a 5 star facility. It is situated on 3,000 acres in the **Sonoran Desert** just ten minutes from **Tucson**.

If you send me your address, the packet I am sending will include a brochure from the ranch with more details and pictures.

Please let me know if I can answer any further questions. I hope you can attend! We look forward to meeting you!

**Ann Waters**  
 Leather Art Tours  
 9133 N. Frontier Road  
 McNeal, AZ  
 85617  
 (520) 642-1594



### Norm Lynds' LC&SJ Article

Congratulations to Norm on his acceptance of the Round Knife Sheath article in the Jan/Feb 2005 issue. The LC&SJ offers a lot of articles on leather crafting, but not too much on the tools to use on the craft. If you are interested in getting your articles published in the LC&SJ, the Jan/Feb 2005 issue has the desired requirements and the general topic areas. Also, Norm provided us with the LC&SJ proposed issue themes for the future magazines. Here are the ones for this calendar year:

Vol/ Issue	Theme	Due Date
15/3	Double-rigged Sawbuck Saddle with breast and breeching collars	3/18/05
15/4	Diamond hitch/ Mountain scenery in leather	5/20/05
15/5	Leather gloves for working	7/22/05
15/6	Rifle scabbards/ Hats	9/23/05
16/1	Quirts & Sandwich Pokes	11/18/05

### Zoomorphic Leather Book Cover

Just finished a gift for a friend's birthday that started out



as a simple practice piece of Celtic Zoomorphic Illuminated Lettering. The letter "R" was scanned from a book and enlarged for carving.

It has been so long since I just sat down with those leather tools that I soon found out how rusty I was. The swivel knife cuts were poor and the tool stamping was irregular, but as I once told **Bill Churchill**: *"Every piece of leather I color or carve becomes a finished project"*.



This was said just before Bill was going to demonstrate some technique on my almost finished hibiscus flower.

So what do I do with this piece of leather? Well, it seemed to be almost the size of a book that I was going to give as a gift to my friend Robert, so I got out my trusty lead printing type and embossed his name on the leather and used contact cement to adhere to the cover of the book. A similarly sized piece was adhered to the back cover and then trimmed to match the cover dimensions.

The edge close to the spine was beveled to a 45 degree angle to make sure the covers open all the way without any interference and the edges were dyed to match the cover color. The edges were painted with PVA glue (several thin coats) to give it a continuous edge and give it a slicked look. The carving was also polished with Navy Blue shoe dye, before the finish was applied, to make it look older. Robert was pleased and another practice piece became a finished project.

**Bob Stelmack**  
Wellington, UK

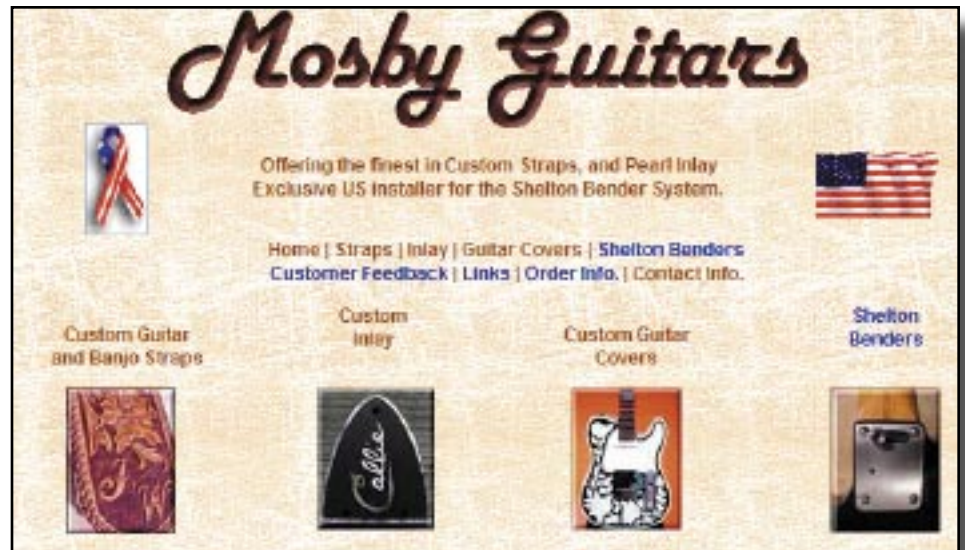
## Jeff Mosby

Jeff kindly allowed us to print his Basketweave Pictorial Tutorial in our RawHide Gazette. So here is a little about Jeff Mosby and his business:

*Welcome to Mosby Guitars, offering the finest in custom guitar straps, custom banjo straps, custom guitar covers and other custom leather accessories for musicians. All of my custom guitar straps are exquisitely hand crafted and luxuriously suede lined. A genuine sheepskin shoulder pad is standard on all of my custom guitar straps.*

*I offer the finest in custom pearl inlay for guitars, banjos and other musical instruments. All inlays are hand cut and inlaid using meticulously selected materials. Custom pearl inlay is also available for other items including cigar humidors, gun stocks, silverware boxes, etc.*

*Mosby Guitars is owned and operated by me, Jeff Mosby. I have been a professional guitarist for 22 years. I currently do custom inlay for Paul Reed Smith Guitars, C.F. Martin, and B.Bo Basses just to mention a few. I am also a Fender and Kaman Certi-*



<http://www.mosbyguitars.com/index.html>

*fied Guitar Technician with extensive repair experience.*

*Toll Free within US and Canada (866)205-9810 or (843)903-4788*

*It is my goal to offer the finest leather and inlay art available anywhere. All of the work*

*Jeff Mosby- Fender and Kaman Certified Guitar Technician, Custom Leather and Inlay artist.*

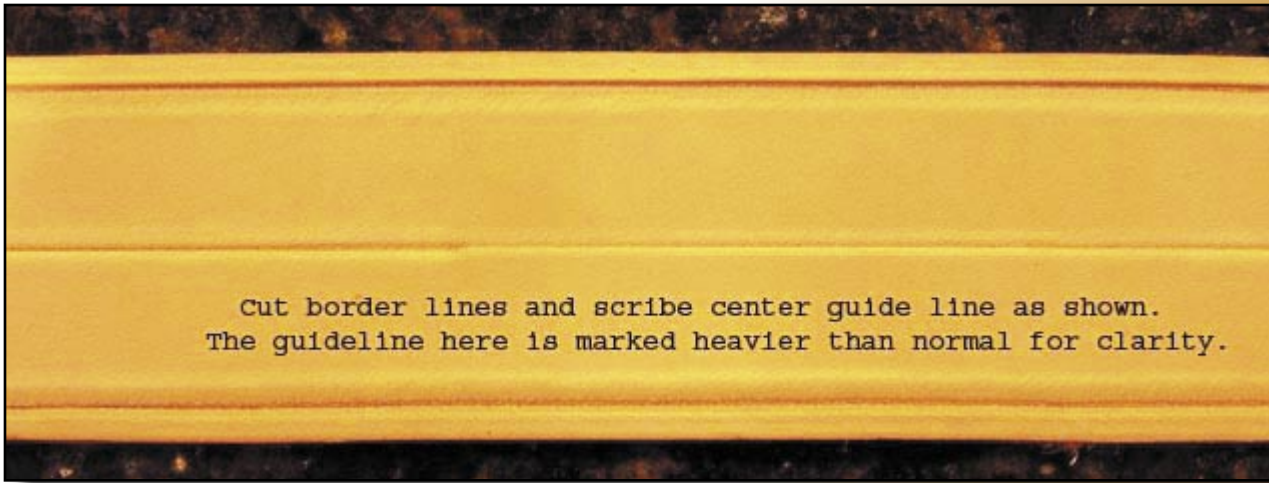


*that you see on my site was created for customers that are looking for something unique and of the highest possible quality. All of my products are one hundred percent hand crafted by me in my shop in Myrtle Beach, SC. I encourage you to call or e-mail me with any questions.*

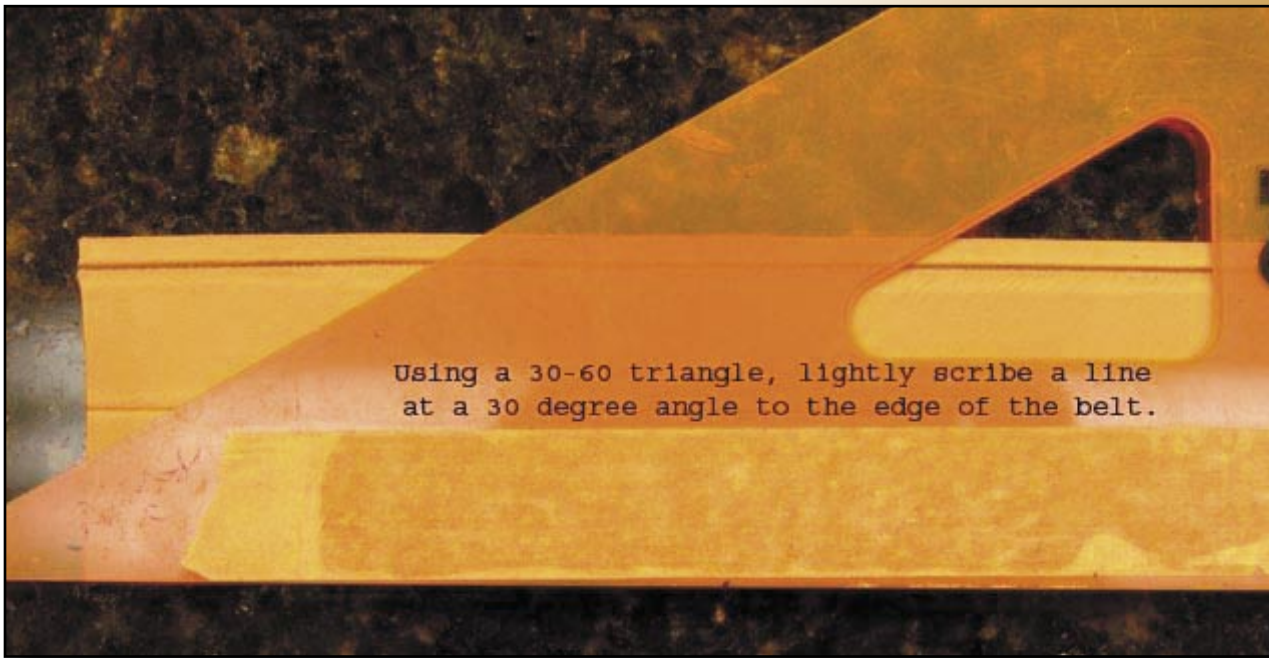
*Mosby Guitars, Inc.  
P.O. Box 30268  
Myrtle Beach, SC 29588*








cut border lines and scribe center guide line as shown.  
The guideline here is marked heavier than normal for clarity.



Using a 30-60 triangle, lightly scribe a line  
at a 30 degree angle to the edge of the belt.



Place stamp as shown.

# Jeff Mosby's Basketweave Picture Tutorial

<http://www.mosbyguitars.com/bweave2.html>



First impression should look like this.



Stamp second impression as shown.



Repeat this procedure until center row is completed.

# Jeff Mosby's Basketweave Picture Tutorial

<http://www.mosbyguitars.com/bweave2.html>

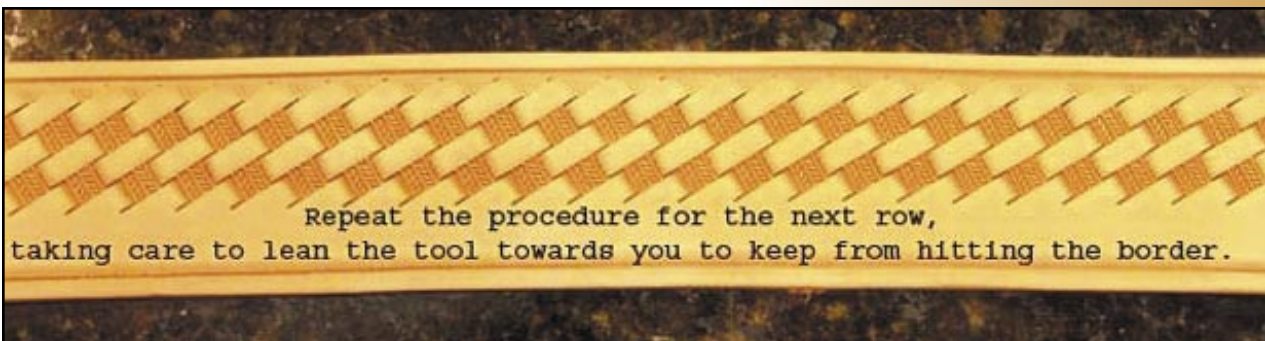




Using triangle, scribe additional guidelines as shown.



Begin stamping the second row above the first working from right to left.



Repeat the procedure for the next row, taking care to lean the tool towards you to keep from hitting the border.

# Jeff Mosby's Basketweave Picture Tutorial

<http://www.mosbyguitars.com/bweave2.html>



Flip the project and scribe guidelines as shown.  
Make sure the turn the basketweave stamp around  
so it will match up with other side!



The completed weave. The border is stamped next.



The completed project with a nicely centered basketweave pattern.



# Jeff Mosby's Basketweave Picture Tutorial

<http://www.mosbyguitars.com/bweave2.html>

# Looking for a Stohlman Pattern

I have been trying to locate the wood carving patterns for the **Stohlman's** benches. There appeared to be 4 sets of plans for making the silhouettes. I have hit **Peter Main** up about them, **Worth Jackson, John King** (before he died), **Bill and Dot Reis** and none of them have been able to help me. I am now in the process of sending them out to the guilds to see if any of their members might have them or know where I could get them. I would appreciate any help that you could give me. I am enclosing a picture that details the information from the end of the article on building the benches.

Regards,  
Ben

*(Send leads to stelmac@nwlinc.com)*



## 2005 Leather Art Tour RESERVATION FORM

Name \_\_\_\_\_

Spouse/Significant Other \_\_\_\_\_

Child(ren) \_\_\_\_\_ (age) \_\_\_\_\_

Address \_\_\_\_\_

City \_\_\_\_\_ State \_\_\_\_\_ Zip \_\_\_\_\_

Phone Number (Home) \_\_\_\_\_

Phone Number (Work) \_\_\_\_\_

Email Address: \_\_\_\_\_

I am a: (check one)

Person wishing to share a Double cabin with a roommate: Yes \_\_\_\_\_

I am bringing my roommate with me: Yes \_\_\_\_\_

We will have a child rooming with us: Yes \_\_\_\_\_

(Please find me a roommate if possible!) Yes \_\_\_\_\_

Single person wishing to reserve a Single Cabin \_\_\_\_\_

Number of people in your party who will be taking the Leather Art Classes \_\_\_\_\_

(Names) \_\_\_\_\_

If you will be coming by yourself and would like me to pair you with a roommate, please let me know and I will try my best to bring suitable roommates together if available!

Please mail this form, along with your non-refundable deposit check for \$300.00, payable to Ann Waters, and mail to:

Ann Waters  
Leather Art Tours  
9133 N. Frontier Road  
McNeal, AZ 85617  
(520)642-1594

Please have your reservations to me by February 28, 2005. After this date it is not guaranteed that spaces will be available. If there are special circumstances and you need extra time, please let me know.





# January Meeting



## Dusty's Stamping Stump

This is the remains of a cherry tree. When Rich had to cut the tree down, I asked him to give me a slice of it.

Then he drilled some holes in it for me, with a drill press. Wish that he would have made the holes bigger since I have bigger tools. I put suede on the bottom to keep it from scratching whatever it sits on.

Notice the durable dot snap. I riveted it on the sheath for the swivel knife and screwed it on the wood.

The swivel knife is snapped onto the tool rack and is always ready for use.

Dusty Wert





## René Teaching Tours 2005

*NOTED EUROPEAN LEATHER ARTIST RENÉ BERENDS OF MUNICH; GERMANY ANOUNCES HIS TRAINING SCHEDULE FOR 2005.*

After the very successful "World Teaching Tour" and several other teaching trips in 2004, René Berends has decided to continue teaching on a world wide basis. During the winter months January, February and March René tutored 6 seminars at his studio near Munich, of which the Dragon Bag seminar had to be split into two seminars again. As the interest in classes is widely existent and more doors open with each seminar or lecture / slide show and with participation in exhibitions, he has decided to do various trips to numerous countries around the globe this year. So far those scheduled countries will be Mexico, USA, Netherlands, the Baltic countries Estonia, Latvia and Lithuania, Australia and Norway. This itinerary will fill a period from April until September and it is likely that even more countries will be added to this list.

After a very satisfactory start on the market of the DVD/video "Making a Document Case" (produced by Hide Crafter Video Productions), George Hurst and René Berends have decided to make two more DVDs/videos and also a pattern pack on various construction projects.

In autumn René plans a teaching and promotion tour to the United States again. For those guilds, persons or institutions who are interested in setting up a seminar, please contact René at [rene@leatherartforum.de](mailto:rene@leatherartforum.de) More information on venues will be published on these pages in the future.

The venues for the seminars, lectures and exhibitions from April onwards will be:

- ▶ **April 5 – 29** "Enterdete Kunst", solo exhibition in the Cultural Centre in Oberhaching
- ▶ **April 15 – 16** "Leather Jewellery" Centro Historico, Mexico City



**RENÉ BERENDS**  
Laufzonerstr. 16  
D-82041 Deisenhofen/  
Oberhaching  
Tel. 0049-(0)89-613 69 222;  
Fax 0049-(0)89-613 69 224  
[email@reneberends.de](mailto:email@reneberends.de)  
[www.reneberends.de](http://www.reneberends.de) –  
[www.artrene.de](http://www.artrene.de)




- ▶ **April 22 – 24** “Hunting Bag”, Hide Crafter Leather Company, Fort Worth, Texas  
Contact: Hide Crafters,  
Phone: 817 878 5797  
E-mail: [hrcrafter@flash.net](mailto:hrcrafter@flash.net)
  
- ▶ **May 14 – 16** “Leather Jewellery” in ‘s Graveland, Netherlands  
Contact: Gerda v/d Stroom  
Phone: **\*\*31 35 6562 715**  
E-mail:  
[leatherstream@hetnet.nl](mailto:leatherstream@hetnet.nl)
  
- ▶ **June 1 – Oct. 2** Participation and Lecture/slideshow on the opening of the conference and exhibition “Scriptament” in Tallinn, Estonia
  
- ▶ **June 6 – 15** Teaching and lecturing at various art faculties of universities in the Baltic countries.
  
- ▶ **July 4 - 9** Three seminars at the conference “Dimensions in Leather” in Brisbane, Australia  
1 “Red flying fox”, a 3D embossed picture  
2 “Various leather fixtures and fittings”  
3 “Woven Bowl”  
Contact: Cheryl McIntyre  
Phone: **\*\*61 7 32721805**  
E-mail:  
[cherrylm@bigpond.com](mailto:cherrylm@bigpond.com)
  
- ▶ **August 26 – 28** “Hunting Bag”, Skinloeven, Hoenefoss, Norway  
Contact: Arne Markussen
  
- ▶ **Sept. 2 – 4** “Leather Jewellery”, Erik Nimmo, Vang in Valdres, Norway  
Contact: Erik Nimmo



For further information you can log on to:  
[www.reneberends.de](http://www.reneberends.de)  
[www.artrene.de](http://www.artrene.de)  
[www.leatherartforum.de](http://www.leatherartforum.de)  
 ...or...  
 Contact: René Berends  
 Phone: **\*\*49 89 613 69222**  
 E-mail: [rene@leatherartforum.de](mailto:rene@leatherartforum.de)





folding.

The best way to glue the edges together was to use a glue stick. It allowed some movement before it set-up and then stuck quite well.

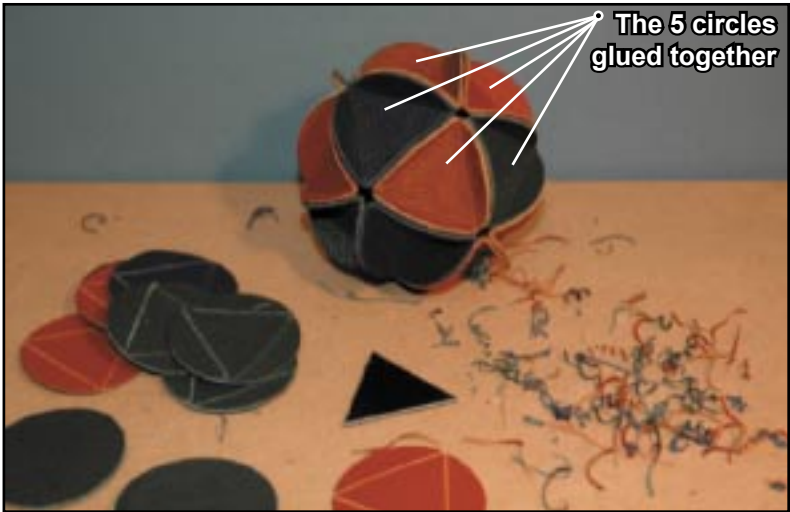
The smaller ball is 8-circles and the larger ball is 20-circles. The 8-circle ball was formed by first gluing up 4 circles into one hemisphere then gluing the two hemispheres together. The 20-circle ball started by gluing 5 circles together, followed by 5 circles glued to the free edges, then gluing a similarly formed piece together to form the ball.

**Bob Stelmack**  
Wellington, UK

### Christmas Ornaments

A little late (or very early) for Christmas, but here is an idea from my wife **Karen**. She had seen a program on TV where old Christmas Cards were recycled and made into ornaments for the next years Christmas Tree. The process was quite simple: circles were cut, a triangle scored to facilitate folding and the edges glued together.

Ah ha! Finally a way to use up those small leather scraps from bookbinding and other leather projects. I used the same process as Karen, with just a few changes. First, I glued all the scraps to a piece of black card stock paper to give the thin pieces of leather a little body. Then, instead of just scoring the triangle in the leather (using a triangle template), I used a stitching groover to cut the line for



# PSLAC Members Only Advertisement Page

Any PSLAC Member can advertise leather related products or services, subject to approval. Just send your text, picture and/or logo to [stelmack@nwlink.com](mailto:stelmack@nwlink.com)

## MARQUIS UNIQUE LEATHER ARTISTRY, LLC

Paula and George Marquis



I make almost anything that can be made from leather and can be sewn by hand. I do not like sewing machines and cannot get along with them. Therefore, that excludes making clothing, which entails using very soft leather.

A lot of my works are 'bespoke items', meaning, one of, individual custom requests, ranging anywhere from books and folders to rifle scabbards, holsters and golf bags, fully carved and stamped, and any and all articles in between, which also includes saddles and harness.

I like to make articles that are practical, such as all kinds of bags (including brief cases, bible covers, etc.), belts with a challenge, mouse pads, tissue box holders, knife and sword sheaths, 11th Century bottles (sealed so they can be used as wine carafes), to various types of boxes (both useful and decorative) and other artistic decorations including such things as moulded bowls and vases as well as framed pictures.

Phone: (206)-523-6295

Email: [marquispg@aol.com](mailto:marquispg@aol.com)

## DIAMOND P LEATHER SHOP PHIL O'NEILL

Saddlery: New, Used-Repair

Custom Made Leather Goods

25051 - 180 Ave SE, Kent WA 98042

Hours By Appointment Or By Chance

(252) 631-9770

FAX (253) 631-4780

This Is A One-Man Outfit

All Custom & Repairs Are Crafted By Myself

Email: [bjoneill@worldnet.att.net](mailto:bjoneill@worldnet.att.net)

## DOC'S CUSTOM LEATHER & CARVER'S CORNER

10 to 15% off every day!!!

Tools  
Lacing  
Supplies  
Books/Videos  
Patterns

Coming Soon!!!  
Online Sharing Community  
Free Patterns/Tips  
And More!!!

Doc Hayes  
1407 S. Socorro St. - Deming NM USA 88030  
505-544-4692

[dochayes@neturesw.net](mailto:dochayes@neturesw.net)  
<http://neturesw.net/docleather.htm>



## Norm Lynds Toolmaker

Mallets, Modelers, embossing tools,  
lifters and others on request

Phone: (360) 668-7004

E-mail: [NWLynds@Juno.com](mailto:NWLynds@Juno.com)



# Leather Company Advertisement Page



Toll Free:  
(800) 541-3264

**Bee Natural  
Leather-  
care**

*The ultimate in  
leather care prod-  
ucts*

P.O. Box 820803, Vancouver, WA. 98682-0018  
(360) 891-7178, FAX: (360) 891-7166  
Email: [bnatura@pacifier.com](mailto:bnatura@pacifier.com)

## **SPOTLIGHT on PRO-CARV — Working and Tooling Leather Formulation**

### DIRECTIONS:

Dilute concentrate with water: 1 part PRO-CARV to 10 parts water is recommended for carving and tooling. When immersing the leather for shaping or forming, add 8 oz. PRO-CARV to 3 gallons of water.

NO CASING IS NECESSARY

Leather can be immersed or sponged with this solution. PRO-CARV eliminates the need to case leather. PRO-CARV allows you to begin working with the leather after immersing for 3-5 minutes because of the very rapid penetration into even the thickest hide. Allow the surface to dry somewhat before beginning forming or carving.

**Contact MacPherson's, Hide Crafters, Goliger's  
Leather, and The Leather Factory for any of the fine  
Bee Natural Leather products.**

*Advertisement*

**Hide Crafter Productions**  
*Offers a wholesale discount to  
PSLAC members*

**Brettun's Village Shops**  
*10% discount to the PSLAC members*

**HERITAGE LEATHER COMPANY**  
*Offering a 20% discount to PSLAC  
Members ( 15% on leather)*

**The Leathercraft Store**  
*Offering a Discount to PSLAC members*

**The Leather Factory**  
*Offering a wholesale discount*

**TWLeather, Inc.**  
*Offering a wholesale discount to the  
PSLAC members*

**PLEASANT VALLEY SADDLE  
SHOP**  
*Offering 20% discount to PSLAC  
members*

RawHide Gazette

Editor / Publisher: Bob Stelmack  
Co-Founders: Bill Churchill & General  
Seymour  
Treasurer/Secretary: Barbara Lourdes

Copyright © 2002 PSLAC, Puget Sound Leather  
Artisans Co-Op

The RawHide Gazette is published monthly (12 times  
a year). Address for information and correspondence:  
PSLAC, c/o Barbara Lourdes, PO Box 1144, Auburn,  
WA, 98071, USA

email: [babslourdes2001@hotmail.com](mailto:babslourdes2001@hotmail.com)

The RawHide Gazette is provided to the Puget Sound  
Leather Artisans Co-Op as a part of their membership  
benefits. Annual dues are \$24.00 USD per year.

All submissions are subject to editing for clarity and  
length. All articles submitted must be accompanied by  
name, address and permission of writer.

**POSTMASTER:** Send address changes to PSLAC, c/o  
Barbara Lourdes, PO Box 1144, Auburn, WA, 98071,  
USA

### Advertising Rates

The RawHide Gazette now offers advertising space to  
interested parties. Ad spaces are as follows:

1/4 Page or Business Card ..... \$60 USD  
1/2 Page ..... \$110 USD  
1 Full Page ..... \$200 USD

These rates cover a six month time period. PSLAC mem-  
bers are entitled to a 25% discount. Leather companies  
supporting PSLAC are given free Business Card size  
advertisement, additional space at regular rates.

## RG On-line

The Puget Sound Leather Artisans Co-Op can  
be found at:

<http://pslac.org>

If you need the **UserId** and **Password** for the  
subscription pages, just contact the RawHide  
Gazette at:

[stelmack@nwlink.com](mailto:stelmack@nwlink.com)

-- of course the password information is free  
for the Puget Sound Leather Artisans Co-Op  
members. Those on the Internet still need send  
\$10 per year for a membership to:

PSLAC  
c/o Barbara Lourdes  
PO Box 1144  
Auburn, WA 98071  
USA

*Your Photos here - if you send them to:*

Web Editor: Bob Stelmack  
7 Memorial Hall Drive  
Wellington LN5 0BD  
England

*Photos sent in to the PSLAC are used, space  
and focus permitting.*

*They are also posted, in living color, on the  
Internet.*



Toll Free Order Lines:  
1-(888) 263-5277  
Fax: 1-(888) 263-5086

### Hide Crafter Leathercraft

Offering wholesale discount to PSLAC members  
ON-LINE CATALOG [www.hidecrafter.com](http://www.hidecrafter.com)

7936 Camp Bowie West  
Ft. Worth, TX 76116

George Hurst, Manager  
email: [hcrafter@flash.net](mailto:hcrafter@flash.net)

Outside Washington  
1-800-343-9949

(206) 328-0855  
Fax: 328-0859

### MACPHERSON

### Leather Company

Leather, Shoe Finding and Saddlery

Offering a 30-40% off retail discount to the PSLAC members

Greg MacPherson

519 - 12th Avenue S.  
Seattle, Washington 98144

Support our sponsors and take advantage  
of the PSLAC Membership Discounts

### PSLAC Membership Application

If you know someone who is interested in leathercraft — give them this information:  
Puget Sound Leather Artisan Co-Op MEMBERSHIP APPLICATION

YOUR NAME: \_\_\_\_\_  
STREET ADDRESS: \_\_\_\_\_  
CITY, STATE, ZIP: \_\_\_\_\_  
PHONE NUMBER: (\_\_\_\_)\_\_\_\_-\_\_\_\_\_  
E-Mail: \_\_\_\_\_

Send this form along with \$24.00 (\$10.00 for Internet Membership) your first years dues to:

PSLAC  
c/o Barbara Lourdes  
PO Box 1144  
Auburn, WA 98071  
USA.

If you would like to subscribe to *The Leather Crafters & Saddlers Journal* through the Co-Op and include an additional \$29.00 for a one year subscription.

### Start a Child in Leathercraft Today



### Bill Churchill's Childrens Leather Program

Confidence  
Observation  
Practice  
Imagination





## Dusty Johnson

**PLEASANT VALLEY SADDLE SHOP**  
1220 S. County Rd. 21  
Loveland, CO 80537  
Phone: (970) 669-1588  
Fax: (970) 669-1589  
E-Mail: dusty@pvsaddleshop.com  
URL: <http://www.pvsaddleshop.com>

*Offering a 20% discount to the PSLAC members*

## BRETTUNS VILLAGE LEATHER

**Selling odd lots, miscellaneous overstocks,  
bargain leathers and leathercraft  
accessories, all from Maine, only online**

Sides, Full Hides, Buckles, Key Rings, Laces, Thread,  
Tools, Rivets, Scrap Pieces, Elk & Buffalo Scrap

**Always Free Shipping in the 48 States**

[www.brettunsvillage.com](http://www.brettunsvillage.com)

## Leather Factory

**Durham Hefta**  
Manager



**Portland**

Phone (503) 255-8818  
Fax (503) 255-9011  
Toll Free (888) 277-3360  
[www.leatherfactory.com](http://www.leatherfactory.com)

13221 N.E. Whitaker Way  
Portland, OR 97230-1128

*Offering a wholesale discount to the PSLAC members*



## Tandy Leather Boise

**JoAnne Tackitt, Manager**  
285 N. Orchard St.  
Boise, ID 83706



**Toll Free:**  
**1-800-930-2850**  
(ph. 208-375-5589. Fax. 208-375-7168)

<http://www.tandy-leather.com>

*Offering a wholesale discount to the PSLAC members*

## The Leather Factory

**Kermit P. Creek**  
Manager



**Billings**

Phone (406) 256-1355  
Fax (406) 256-1360  
Toll Free (888) 277-3323  
[www.leatherfactory.com](http://www.leatherfactory.com)

115 North 30th Street  
Billings, MT 59101-2032

*Offering a wholesale discount to the PSLAC members*



## TWLeather, Inc.

**Toll Free: 1-800-477-9923**  
2017A White Settlement Rd.  
Fort Worth, TX 76107  
(817) 877-5427, Fax (817) 877-5432

*Offering a wholesale discount to the PSLAC members*

## Tandy Leather

**Jim Linnell**  
Director of Operations



**Toll Free:**  
**1-888-890-1611**

<http://www.tandy-leather.com>

*Offering a wholesale discount to the PSLAC members*



## Leather Factory Spokane

28 West Boone Ave, Spokane, WA 99201  
Phone: (509) 328-9939  
Toll Free: 1-800-822-8437  
Fax: (509) 326-7019

*Offering a wholesale discount to the PSLAC members*

[www.leatherfactory.com](http://www.leatherfactory.com)



Email: [jwleathercrafter@qwest.net](mailto:jwleathercrafter@qwest.net)

(503) 293-2833

Fax: 977-1762

*J & W*

*Leather Crafters*

Leather Repair: Saddles, Tack, Harness, Chaps, anything  
Leather except clothing. We make new Items & Custom Orders

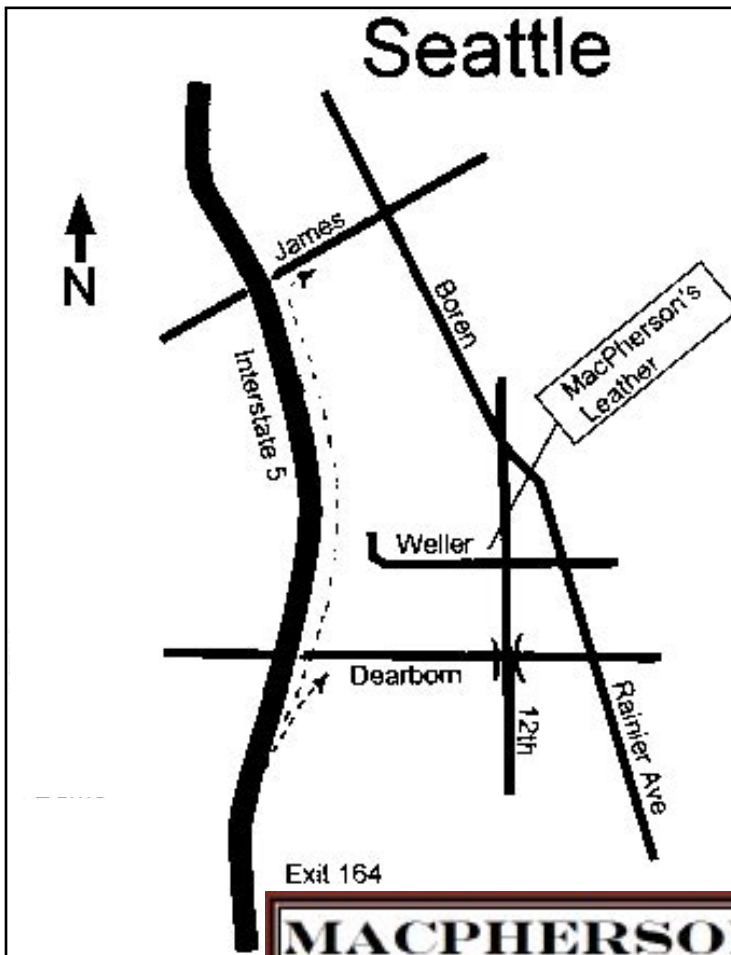
<http://www.users.qwest.net/~jnoecker/leather/>

*Offering a 10% off retail discount to the PSLAC members*

"It never hurts to ask!"

Joseph & Wendy Noecker

3912 SW Dolph CT  
Portland, Oregon 97219



**Directions** (see map):

**I-5 via JAMES STREET:**

Follow JAMES STREET, up the hill to BOREN AVENUE, Right on BOREN AVENUE, continue to 12th AVENUE to WELLER. MacPherson's is on the NE corner.

.....0f.....

**I-5 via DEARBORN STREET:**

Follow DEARBORN STREET east to RAINIER AVENUE, left on RAINIER AVENUE to WELLER, left on WELLER to 12 AVENUE. MacPherson's is on the NE corner.

**PSLAC**  
**c/o Barbara Lourdes**  
**PO Box 1144**  
**Auburn, WA 98071**  
**USA**

