

RawHide Gazette

Copyright © 2008 by PSLAC, All Rights Reserved

"Without question, the RawHide Gazette is by far the best and most informative and comprehensive Guild publications of all of them! You are to be commended for your very fine and professional efforts. Keep up the good work. With admiration"
/signed/
Al & Ann Stohlman, December 1997

Puget Sound Leather Artisans Co-Op

June 2008

Hide Highlights

Page

- 1 Something New!
- 1 Don't Forget! PSLAC Annual Bar-B-Que Sunday, June, 8th
- 2 René Berends
- 3 Workshop On Making Wallet Insides
- 3 Kevin Adams' Upcoming Leathercraft Show
- 3 Leather Pattern Book Recommendations
- 3 Problems with The Complete RawHide Gazette 2004 on CD
- 4 Puyallup Fair & Benton Franklin County Fair
- 5 Mike Neddeau's Leather Cartoon
- 5 DLG Show & Tell
- 6 Herb Gives DLG a Sewing Seminar
- 8 Pictures from General's Airbrush Class
- 9 PSLAC East Figure Carving Workshop
- 11 Workshop Co-ordinator's Report
- 11 Jackie's Painting Class Information
- 13 Upcoming Events
- 14 Upcoming Events (cont.)



Something New!

For the first 12 people to contact PSLAC, as detailed below, will receive a DVD and CD containing the "How to Price Leather Products" by Dave Puls. This is being done to see if the process to digital record meeting demonstrations, workshops and seminars would be of interest to the membership. The DVD is in a ".AVI" format (will play on most computers) and a separate CD in V-CD format (that may play on TV DVD players). The third CD contains the workshop notes and pricing sheet in a format for individual customizing.

In exchange for this free offer we would like some feedback for some constructive

comments and suggestions.

Contact PSLAC through: Bob Stelmack, E-mail: stelmack@nwlink.com (put "DVD/CD in the subject) ...or... mail to: 2532 Banyon St., Richland, WA 99352.

Don't Forget! PSLAC Annual Bar-B-Que Sunday, June, 8th

Come and celebrate another year and a new Bill Churchill award winner. If you go away hungry—then it's your fault. Meet those people that make PSLAC the best leather group around.

Meeting Announcement

NEXT MEETING

Sunday, June 8th,
Doors open at noon for:

Annual PSLAC Bar-B-Que,
Leather Garage Sale, and Bill
Churchill Award for 2008

Please bring anything that
you have recently made to
Show and Tell about

René Berends

Sorry for keeping out of touch for sooooo long. No obscure reasons at all, just other priorities at the moment as you can understand. We're just spending as much of our time as possible with our little one. She is soooooo much fun and always happy as you can see. As a proud father I would like to share these photos with you. Susanne and I are enjoying the springtime with our **Bianca** in our garden and with our new circle of friends and family.

I am in **Munich** at the moment to do a 4-day class on a bag for a notebook (laptop). **Doris** is doing well, the Bear gallery too. I'm working on my book more intensively, though not intensively enough. Still doing a lot of classes in Austria and Germany. Solo exhibition in June. No new works though. Living and loving life to the max.

All the best for now. Tu Amigo

René Berends



Workshop On Making Wallet Insides

A few of us got together at **General's** for **John Wickstrom's Workshop on Making Wallet Insides**.

There was **Len Madison**, **Michael Foley** and myself. **Norm** had intended to come, but, was laid low with a virus.

John brought a lot of samples with him of the various insides he makes for his wallets. Some were very old styles of some 30 and more years ago that he liked and has altered to suit his own purposes.

The purpose of this workshop was to make a very basic inside and to look at ways it can be altered and embellished for custom purposes.

John talked about the types of leather that are good for wallet insides and the various thicknesses that work best.

We all did the same insides (*or liners as John calls them - it all means the same, just what you are used to*), consisting of a lining glued to the back of the carved portion to give a nice clean look inside the wallet. Then we put in a divider which was anchored at the bottom in the middle of the wallet and not attached to the sides to keep the thickness of the edges down. This gave two long pockets for keeping paper money separate.

Then we created two pockets with a sliding middle panel to allow for expansion and two small triangular pockets on top of that.

John likes to run a creaser along all the edges of the pockets and panels to give a nicer finished professional look to the wallet as well as burnishing all the edges to give a nice smooth feel and finish.

John also suggested that skiving the edges that will be sewn or laced makes the wallet look better by reducing the thickness.

There were quite a few various styles of insides that John brought along that had some very interesting potentials to play with, but, of course a day only has so many hours and only enough time for doing one job, so we may have to look at another workshop next year to play with those other ideas John had.

All in all it was a very informative and interesting workshop well worth attending. Good workshop John, thanks.

Paula Marquis

Kevin Adams' Upcoming Leathercraft Show

I just got off the phone with **Kevin Adams** who is putting together a Leathercraft Show for **next March in Ashville, NC**.

Kevin just put on a class in Ashville which featured **Chan Geer** and the response was so good he decided to expand for next year and have four instructors at the **Biltmore Estate**. The instructors will all be **Al Stolman Award Winners** and probably be announced after the **Sheridan Show** is over. Apparently Kevin intends to include vendors like at the Sheridan show once he gets several years experience under his belt. This show will also have activities for spouses who want to come along, but are not attending classes.

He is footing the entire bill so his startup advertising budget is minimal until his show gets off the ground. Chan told Kevin to call me to see if I could help get the word out on this side of the country so I told Kevin to join **PSLAC** and then talk to you about the Rawhide Gazette.

Here are the proposed specs on the show:

Show: 2nd Annual Southeastern _____
(*still deciding on rest of name*)

When: Next March 2009

Duration: Friday, Saturday and Sunday

Where: Biltmore Estate, Ashville, NC

Instructors: Four Al Stolman award winners (*to be announced later*)

Contact Person: Kevin Adams

Phone: 828-674-5070

Web Page: hidestooart.com (*soon to be implemented*)

Email: kadams00x@earthlink.net

I forgot to ask Kevin the individual cost of attending the show.

Ken Bush

White Rose Leather
11923 E. Fairview Ave
Spokane Valley, WA 99206
509.926.2087
whiterosex@aol.com

Leather Pattern Book Recommendations

When I was with you the other week, I mentioned some new books I'd bought that made good patterns for leather, also information and references for patterns on birds, their feather construction, etc. Here is the list of the books:

- The Illustrated Bald Eagle by Denny Rogers - ISBN-13: 978-1-56523-284-6
- The Illustrated Owl, Screech & Snowy by Denny Rogers - ISBN-13: 978-1-56523-285-3
- The Illustrated Birds Of Prey by Denny Rogers - ISBN 978-1-56523-310-2
- Pyrography Designs by Norma Gregory - ISBN-13: 978-1-86108-116-2
- Woodburning Basics by Dick Armstrong - ISBN: 978-0-7643-2675-2
- Pyrography Workbook by Sue Walters - ISBN: 978-1-56523-258-7

Paula Marquis

Problems with The Complete RawHide Gazette 2004 on CD

Recent purchase of the Complete RawHide Gazette 2004 on CD revealed a potential problem when used on newer computer. The problem shows up as the index page continually reappearing.

I was talking to Woody recently and he was having problems with the CD. He said that when he put in the CD that the first page kept coming up or reappearing no matter what he selected. I thought he must have been wrong since we have sent many of these CDs out and I was not aware of any problems. So, I tried it in both computers I have—one showed the problem Woody described and the other didn't. Both were running Firefox as a browser and both were Microsoft XP systems. The error, as I found out was with the Autorun and the index page. It seems that the "refresh" on the index pages causes the problem.

If you have this problem, please contact PSLAC (E-mail: stelmack@nwlinc.com or call Bob at 509-392-2589) for a replacement CD. Future CDs have be corrected.

Bob Stelmack
Richland, WA

Puyallup Fair & Benton Franklin County Fair

Two summer Fairs ready and willing to accept leather projects and leather demonstrations.

Here are the basic details for both Fairs:

Puyallup Fair

www.thefair.com/puyallup-fair/

Leather Craft Division C:

You may drive to the Hobby Hall through the Service Gate at 5th Street SW (off 15th Avenue SW) on all three entry days, or you may walk through the Gold Gate entrance off Meridian Street S / 9th Avenue SW.

Entry dates for this Division are Friday, August 22, between the hours of 9 am and 4 pm, on Saturday, August 23 between the hours of 9 am and 4 pm, or on Sunday, August 24 between the hours of noon and 6 pm. Entry forms will be filled out at the time of entry.

Return dates are Tuesday, September 23, 9 am to 8 pm, and Wednesday, September 24, 9 am to 6 pm.

If you have WON the Grand Champion in this division within the last five years, you must compete in the Teacher/Professional Division.

All articles must be the hand-



work of the exhibitor and finished within the last two years.

The "OTHER" class will only be used if the item does not fit within any other class in this division.

Entries will be judged for design, technique, and overall appearance.

Champion will receive a \$50 Gift Certificate from the PSLAC Reserve Grand Champion – Junior – Lavender Rosette plus \$25 premium. In addition the Junior Reserve Grand Champion will receive a \$30 Gift Certificate from the PSLAC.

Benton Franklin County Fair

www.bffairrodeo.com/

DEPARTMENT 14
OPEN CLASS ADULT CLOTHING, FURNISHINGS & HANDICRAFTS
Building # 3
SUPERINTENDENT: Linda Gilmore, 509-585-4932
1. Before entering, refer to General Information.
2. Exhibits to arrive on grounds between 10 a.m and 7 p.m. Sun., 8/17. Exhibits to be released between 8 and 10 a.m. Sun, 8/24.
3. Articles must be made by the exhibitor, completed within the year and not exhibited previously at the Benton Franklin Fair. Articles soiled,

No pairs or sets accepted.

ADDITIONAL AWARDS:

Grand Champion – Adult – Purple Rosette, plus \$100 premium
Reserve Grand Champion – Adult – Lavender Rosette plus \$25 premium
Grand Champion – Junior – Purple Rosette, plus \$50 Premium

In addition, the Junior Grand



ewe ain't seen nothin' yet!
Benton Franklin Fair and Rodeo 60th Anniversary

showing wear, or not deemed worthy will not be exhibited or judged.

4. Lot designation may be changed by superintendent. Only one entry per lot number.

5. If exhibitor has pre-entered in this department by name and address. Class and lot may be determined at later date.

6. Exhibitor will be required to complete a separate entry form for each department that they enter (clothing, home furnishings, etc).

7. Pictures and hanging items must be ready to display with suitable hangers firmly attached.

8. Each entry is judged on an individual basis. Entries are not judged against other entries.

9. Superintendent will categorize your items as they are checked in.

SPECIAL AWARDS

Superintendent Award - Rosette Ribbon

Fair Theme - Rosette Ribbon

Best of Show - Rosette Ribbon

Educational - Rosette Ribbon

People's Choice - Rosette Ribbon

SPONSORS

Craft Warehouse; Sandy's Fabric; Stich' N bug; Discount Vac, Sew & Fabric; Scrapbook Station

CLASS

X. Leather, straw, metal, other

LOT NUMBER- No Duplications

1. Any article (Limit 5 items)

Bob Stelmack

Richland, WA

DLG Show & Tell

Herb Rocky brought his project that he made in his Robb Barr class years ago. And Randy Black brought some sample leather spurs and a leather covered stirrup in the build process. He needed to use a splitter that was at the meeting to make the latigo leather the right thickness.





Mike Neddeau's Leather Cartoon



I have some leather related cartoons I have drawn that you might want to use.

Mike Neddeau



Herb Gives DLG a Sewing Seminar

Herb Rocky brought his custom Stitching Pony to help demonstrate basic saddle stitching. Herb learned how to stitch, like many of us, from **"The Art of Hand Stitching Leather"** by Al Stohlman. The book shows, step by step, the accepted way to prepare the leather, thread the needles and perform the two handed hand stitching, without setting down the awl or needles.



When Herb threaded the needle, he had a little trick and expanded on Stohlman's example. Instead of piercing the thread with the needle once to lock the free end of the thread to the needle, he pierces the thread twice. I have tried it since and find that some of the looser bonded threads stay on the needles better.



After Herb's demonstration, each of the **Desert Leathercrafters Group** took turns in trying the methods that were shown. As you can see a great deal of concentration was used.

Then **Ron Brooks** took over and showed some additional tips and tricks. The first tip was to cut the thread along the threads twist making the thread easier to thread through the needle. It sort of gives a pointy end to the thread so the eye of the needle is easier to navigate.

Next he showed how to make a pseudo "lock stitch, while doing normal saddle stitching. In the picture you can see the wrap of the thread after the needle has passed through the leather. You can use one, two or more wraps, depending on the leather thickness. Ron says that it is important to wrap the thread the same way each time to make a constant looking stitch.

And finally, Ron showed how to stitch using a single needle for areas where one side will not be seen.

Bob Stelmack
Richland, WA





Pictures from General's Airbrush Class



Too late for last month's issue—
General (top right) and the
students: John, Ken and Paula
learning the airbrush skills
(Roger was there also, but like
all good photographers—never
appear in the pictures,).



John Hall was out of town for our DLG meeting and wanted to share his latest project, a tote for his daughter.



1

2



PSLAC East Figure Carving Workshop

Our May class at the Spokane Leather Factory was dedicated to doing figure carving and Stan McConnell showed everyone how to carve Mickey Mouse. Here are the photos from the class.

1. Mike Francis (former manager of the original Spokane Tandy store) showing Stan McConnell some new figure carving techniques.
2. Kamrie Justesen and Devin Clark were brought from Moses Lake to class by their Aunt Tara Mackey
3. Holden Farrey and his grandfather also came to class.
4. Emily Taylor, my granddaughter Angelica and Woody Collins.



3

4





5

5. **Carla Gray** from Priest River Idaho brought this flower to class for show and tell.

6. Carla Gray's figure carving of a horse and rider.

7. Stan demonstrating how to carve Mickey Mouse.

8. **Devin and Holden** busy carving Mickey.

9. Emily working on her first ever leather carving.

Ken Bush
 White Rose Leather
 11923 E. Fairview Ave
 Spokane Valley, WA 99206

509.926.2087
 whiterose@aol.com



6



7



8



9

Workshop Co-ordinator's Report

Has the year gone fast or is it just my imagination? We are already into June and half the year gone!

Our last all day workshop for May is on the 31st (Saturday) from 9.00a.m. to 5.00p.m. We will be carving the Picture from the Tandy Catalog by **Jim Linnell**, but, without the Elk. The workshop will be at General's home at 17915 212th Ave., S.E., Orting. WA. 98360. The phone number in case you need help getting there is 360-893-6759. The patterns were handed out at the last meeting and Paula would like everybody to trace their pattern onto tracing film and transfer that to their cased leather. It is VERY important that the leather be kept wet and not allowed to dry out, so keep it in a plastic bag (sealed) and in the refrigerator (to stop it getting moldy) and also to have it carved and ready for stamping. It is a pretty involved picture and will take more than the day to complete, but, if we are ready to start stamping, then it will be far enough along for all of us to get it finished for the following week when Jackie is here for the painting.

The following Saturday the 7th June, we will paint the picture, also at General's home, and **Jackie Holliday** will be here to do that. Again, from 9.00a.m. to 5.00p.m. Jackie said that we may not get this finished in the one day, but, will be far enough along to finish this at home. Jackie said she would bring paints and anyone who wishes can bring their own as well, but, she will have enough for the class.

We will still be having our usual all day workshop at the end of June, Saturday 28th, from 9.00a.m. to 5.00pm. This workshop will be at my home, 4908 Harbor Lane, Everett. WA. 89203 and my phone number in case you need directions is 425-438-1709. **Paula** suggests that you buy Volume 2 of Al Stohlman's book THE ART OF MAKING LEATHER CASES. It covers almost every type of handle to be needed. One handle in particular that we will learn to make is a hard shelled handle and Paula will have the shells available. Many other handle types will be covered. For this workshop you will need to bring:

- Hand sewing supplies, and of course a stitching horse.
- A variety of different leather

- weights from 2oz to 9oz.
- Clicking knife/Head knife
- Skiving knife
- Cutting Board
- Glue
- Pen/Pencil/Ruler/Wing dividers
- Pricking Iron (6 to the inch)

For the handles with the shells it is best to have 2oz or less.

See you at the workshops and the Garage Sale/Picnic.

Len Madison
Workshop Co-Ordinator

Jackie's Painting Class Information

Brushes:

You will need a couple of round brushes with a good point for doing detail work #2 and something smaller and larger if you like. #4 and #6 Filbert brushes.


Paint Colors;

This was the hold up, I didn't want to give everyone a list of 100 paint colors, so I thought I would list some of my favorites.

- Buff Titanium
- Hansa Yellow light
- Lemon Yellow
- Nickle Azo Yellow
- New Gamboge
- Pyrrol Orange
- Quinacridone Violet
- Moonglow
- Ultramarine Blue
- Cobalt Blue
- Phthalo Blue (BS)
- Phthalo Green (YS)
- Chromium Green Oxide
- Sap Green
- Green Gold
- Rich Green Gold
- Quinacridone Burnt Orange
- Quinacridone Gold
- Quinacridone Burnt Scalet
- Burnt Sienna
- Raw Sienna

- Yellow Ochre
- Burnt Umber
- Raw Umber
- Titanium White
- Zinc White
- Ivory Black
- Dioxazine Purple(a golden or liquitex color)


Jackie Holliday



2007 Catalog Front Cover Pattern By Jim Linnell

The front cover artwork was designed, carved, colored and finished by Jim Linnell, the 2002 winner of the Al Stohlman Award for Excellence in Leathercraft. To learn the tooling techniques that Jim used in this carving, you should get Pictorial Carving Finesse #61950-00 and Figure Carving Finesse #61951-00. For instruction on coloring and finishing techniques, get Coloring Leather #61942-00.

www.tandyleatherfactory.com/Projects.asp



Reduced sized pattern for the Carving Class and the Coloring Class

Upcoming Events

Western Washington (Seattle/Tacoma/Everett) PSLAC CURRENT SCHEDULE FOR 2008

- General Member's meetings are on the 2nd Sunday of each Month, unless specified below.
- Meetings held at Issaquah Valley Senior Center, 75 NE Creek Way, Issaquah. WA. 98027.
- February meetings are held at MacPherson's Leather, 519 12th St. S., Seattle WA.

Mini-Demos (Start at Noon) followed by the General Meeting (Starts at 2PM).

June - BBQ, Garage Sale and Bill Churchill Award and Picnic.

July and August - No meetings. Summer Break.

September - Barbara Lourdes making a simple one piece wallet.

October - Inverted Carving with Paula Marquis.

November - Christmas Cards with John Wickstrom.

December - Rolled Edge and Round Corner bindings with Paula Marquis.

All-Day Workshops.

May 31st - Carving picture of the Tandy Catalogue Cover without Elk with Paula Marquis at General's home, Orting - 17915 212th Ave., E., Orting. WA. 98360-9246 and will commence at 9.00a.m.

June 7th - Colouring the Catalogue Cover Picture with Jackie Holliday at General's home, Orting - 17915 212th Ave., E., Orting. WA. 98360-9246 and will commence at 9.00a.m.

June 28th - Making Bag and Case handles with Paula Marquis at Len's home Len's home at 4908 Harbor Lane, Everett, WA 98203 and will commence at 9.00a.m.

July 26th - Braiding Dog Leash - 6 strands with core with Paula Marquis at Len's home Len's home at 4908 Harbor Lane, Everett, WA 98203 and will commence at 9.00a.m.

(New Dates) August 6th & 7th (Wednesday & Thursday) - Jewelled Scarab Beetle with Bob Beard to be held at Len's home at 4908 Harbor Lane, Everett, WA 98203 and will commence at 9.00a.m.

August 30th-31st - Box making workshop with Peter Main (2 day workshop) at General's home. Orting - 17915 212th Ave., E., Orting. WA. 98360-9246 and will commence at 9.00a.m.

September 27th - Pacific Northwest Native Designs with Bob Stelmack at General's home, Orting - 17915 212th Ave., E., Orting. WA. 98360-9246 and will commence at 9.00a.m.

October, November & December - There will be no workshops as everybody is business with Christmas orders.

Breakfast informal get-together locations:

North breakfast >>> Last Friday of the month at 10:00 AM at: Crossroads Restaurant, 1904 201st Pl. S.E., Bothel. WA.

NEW LOCATION South breakfast >>> The 3rd Saturday of the month at 8:30 AM at: Oscar's Restaurant, 8726 S. Hosmer St., Tacoma, WA, phone: (253) 548 2419

Upcoming Events (cont.)

Eastern Washington (Tri-Cities or Spokane) CURRENT SCHEDULE FOR 2008.

Tri-Cities Desert Leathercraft Group (DLG) Member's meetings are on the 3rd Saturday of each Month, unless specified below.

- Informal meetings held at 2532 Banyon St., Richland, WA 99352 (call Bob at 509-392-2589 for directions). Google map reference: +46° 16' 19.20", -119° 18' 32.40"

Mini-Demos at the General Meeting.

June 28 (4th Saturday) - Meeting at **Ivan** ("the not so terrible") **Sampson's** home in Benton City. We can meet, for those who would like to carpool to 22407 E. Tera Rd., Benton City, WA 99320, 509-521-1371 (cell) you can meet at Bob's home and travel together.

July-August - No meetings--Summer Break.

September - Open for ideas.

Workshops.

June (TBD) - Realistic Floral Carving and Coloring with Bob Stelmack at 2532 Banyon St., Richland, WA 99352 (call Bob at 509-392-2589 for directions) and will commence at 10:00am.

July (TBD) - Making a Leather Album with Bob Stelmack at 2532 Banyon St., Richland, WA 99352 (call Bob at 509-392-2589 for directions) and will commence at 10:00am.

Spokane PSLAC East Member's meetings are on the 2nd Saturday of each Month, unless specified below.

- Informal meetings are held at: the Spokane Tandy Leather Factory Store, 28 West Boone Ave., Spokane. WA 99201.

Mini-Demos at the General Meeting.

June - Open for ideas

Workshops.

June 13-15 (Friday/Saturday/Sunday) 2008 -- Chan Geer's Sheridan Style Wallet Patterns

Date: Jun 13 - 15 2008 (Friday/Saturday/Sunday)

Time: 9 AM to 5 PM Friday and Saturday, 10 AM to 2 PM Sunday

Location: Lions Club in Rathdrum, Idaho.

Cost: \$175 instructor's fee plus \$15 hall rent. A \$90 non refundable deposit is required to reserve your spot. If the class is cancelled for any reason, your money will be refunded.

Contact: **Ken Bush**, White Rose Leather, 11923 E. Fairview Ave., Spokane Valley, WA 99206 , phone 509.926.2087, E-mail whiterosex@aol.com

August 2-3 (Saturday/Sunday) 2008 -- Bob Beard's Jeweled Scarab Class. This day and a half class focuses on the setting of a gemstone into leather. Our subject will be an embossed **Scarab Beetle**. This pattern and stone setting technique can be used on a variety of future projects. All skill levels in leather craft are welcome. This project is designed for a beginner as well as the master crafts person.

Date: Tentatively scheduled for Aug 2-3 (Saturday/Sunday) 2008.

Time: 10 AM to 5 PM Saturday, 10 AM to 2 PM Sunday

Location: Lions Club in Rathdrum, Idaho.

Contact: **Ken Bush**, White Rose Leather, 11923 E. Fairview Ave., Spokane Valley, WA 99206 , phone 509.926.2087, E-mail whiterosex@aol.com

PSLAC Members Only Advertisement Page

Any PSLAC Member can advertise leather related products or services, subject to approval. Just send your text, picture and/or logo to stelmack@nwlink.com



MARQUIS UNIQUE LEATHER ARTISTRY, LLC

I make almost anything that can be made from leather and can be sewn by hand. A lot of my works are 'bespoke items', meaning, one of, individual custom requests, ranging anywhere from books and folders to rifle scabbards, holsters and golf bags, fully carved and stamped, and any and all articles in between, which also includes moulded bowls and pictures.

Phone: (206)-523-6295

Email: marquispg@aol.com

www.marquisuniqueleather.com



Black Horse Leatherworks & Saddlery specializes in high quality & unique custom western tack and apparel. We make some English items such as Schooling chaps & Stall items. We make all our leather items one at a time, by hand per our clients specifications. All items are custom fit with an endless array of options to choose from. Each is a small piece of "working art". We make all our items here in our own shop - nothing is sent out. This helps us maintain our high standard of quality that our customers have come to expect from us. Custom silver items are available for your tack and apparel needs in addition to our lines of fine silver shown in the website. We also offer Garcia bits & spurs and bits & spurs from Sleister.

C.E. Gessell, Owner

Our Motto: If you can imagine it... we can create it!

Leather Big Book Covers
www.leatherbigbookcovers.com
by **Bob Stelmack**



DIAMOND P LEATHER SHOP PHIL O'NEILL

Saddlery: New, Used-Repair
Custom Made Leather Goods
25051 - 180 Ave SE, Kent WA 98042
Hours By Appointment Or By Chance
(252) 631-9770

This Is A One-Man Outfit
All Custom & Repairs Are Crafted By Myself
Email: bjoneill@worldnet.att.net

Custom Maker Stamps Grey Ghost Graphics By Jeff Mosby

Custom maker stamps, laser cut acrylic templates and custom tapoffs for the leather craft field. Custom cut from your artwork at reasonable rates!

P.O. Box 30268, Myrtle Beach, SC 29588
(866) 205-9810 or (843) 903-4788

www.greyghostgraphics.com



Norm Lynds Toolmaker

Mallets, Modelers, embossing tools,
lifters and others on request

Phone: (425) 357-1001

E-mail: sagerat2003@yahoo.com

Leather Company Advertisement Page



Toll Free:
(800) 541-3264
**Bee Natural
Leather-
care**
*The ultimate in
leather care prod-
ucts*

P.O. Box 820803, Vancouver, WA. 98682-0018
(360) 891-7178, FAX: (360) 891-7166
Email: bnatura@pacifier.com

SPOTLIGHT on PRO-CARV — Working and Tooling Leather Formulation

DIRECTIONS:

Dilute concentrate with water: 1 part PRO-CARV to 10 parts water is recommended for carving and tooling. When immersing the leather for shaping or forming, add 8 oz. PRO-CARV to 3 gallons of water.

NO CASING IS NECESSARY

Leather can be immersed or sponged with this solution. PRO-CARV eliminates the need to case leather. PRO-CARV allows you to begin working with the leather after immersing for 3-5 minutes because of the very rapid penetration into even the thickest hide. Allow the surface to dry somewhat before beginning forming or carving.

**Contact MacPherson's, Hide Crafters, Goliger's
Leather, and The Leather Factory for any of the fine
Bee Natural Leather products.**

Advertisement

RawHide Gazette

Editor / Publisher: Bob Stelmack
Co-Founders: Bill Churchill & General
Seymour
Treasurer/Secretary: Barbara Lourdes

The RawHide Gazette is published monthly (12 times a year). Address for information and correspondence: PSLAC, c/o Barbara Lourdes, PO Box 1144, Auburn, WA, 98071, USA, Email: billing@pslac.org

The RawHide Gazette is provided to the Puget Sound Leather Artisans Co-Op as a part of their membership benefits. Annual dues are \$24.00 USD per year.

All submissions are subject to editing for clarity and length. All articles submitted must be accompanied by name, address and permission of writer.

Advertising Rates

The RawHide Gazette now offers advertising space to interested parties. Ad spaces are as follows:

1/4 Page or Business Card \$60 USD
1/2 Page \$110 USD
1 Full Page \$200 USD

These rates cover a six month time period. PSLAC members are entitled to a 25% discount. Leather companies supporting PSLAC are given free Business Card size advertisement, additional space at regular rates.

The Puget Sound Leather Artisans Co-Op can be found at:

<http://pslac.org>

Support our sponsor and take advantage of the PSLAC Membership Discounts...



Toll Free Order Lines:
1-(888) 263-5277
Fax: 1-(888) 263-5086

Hide Crafter Leathercraft

Offering wholesale discount to PSLAC members
ON-LINE CATALOG www.hidecrafter.com

7936 Camp Bowie West
Ft. Worth, TX 76116

George Hurst, Manager
email: hcrafter@flash.net

Steve Derricott



Twister D Products
301 E. Bower St.
Meridian, Idaho 83742
(208) 884-3766 - Fax (208) 884-3767
A Division of Gfeller Casemakers, Inc.

www.lacemaster.com

Offering a 10% discount to the PSLAC members

Outside Washington
1-800-343-9949

(206) 328-0855
Fax: 328-0859

MACPHERSON

Leather Company

Leather, Shoe Finding and Saddlery

Offering a 30-40% off retail discount to the PSLAC members

519 - 12th Avenue S.
Seattle, Washington 98144

GLOBAL LEATHERS



Web site: www.globalleathers.com
Telephone : 212-244-5190
Fax : 212-594-7515
e-mail: globalleathers@usa.net
Paul Crystal

Offering a discount to PSLAC members

...more sponsors on the following page...



Dusty Johnson

PLEASANT VALLEY SADDLE SHOP
1220 S. County Rd. 21
Loveland, CO 80537
Phone: (970) 669-1588
Fax: (970) 669-1589
E-Mail: dusty@pvsaddleshop.com
URL: <http://www.pvsaddleshop.com>

Offering a 20% discount to the PSLAC members

BRETTUNS VILLAGE LEATHER

**Selling odd lots, miscellaneous overstocks,
bargain leathers and leathercraft
accessories, all from Maine, only online**
Sides, Full Hides, Buckles, Key Rings, Laces, Thread,
Tools, Rivets, Scrap Pieces, Elk & Buffalo Scrap
Always Free Shipping in the 48 States

www.brettunsvillage.com

Leather Factory

Durham Hefta
Manager



Portland

Phone (503) 255-8818
Fax (503) 255-9011
Toll Free (888) 277-3360
www.leatherfactory.com

13221 N.E. Whitaker Way
Portland, OR 97230-1128

Offering a wholesale discount to the PSLAC members



Leather, Suede, Skins, Inc.



261 West 35th Street
11th Floor, New York, NY 10001
Tel: (212) 967-6616
Fax: (212) 564-5759
www.leathersuedeskins.com
Email: leather.suede.skins@att.net

Offering a 10% discount to the PSLAC members

Tandy Leather Boise

JoAnne Tackitt, Manager
285 N. Orchard St.
Boise, ID 83706



Toll Free:
1-800-930-2850
(ph. 208-375-5589. Fax. 208-375-7168)

<http://www.tandy-leather.com>

Offering a wholesale discount to the PSLAC members

The Leather Factory

Kermit P. Creek
Manager



Billings

Phone (406) 256-1355
Fax (406) 256-1360
Toll Free (888) 277-3323
www.leatherfactory.com

115 North 30th Street
Billings, MT 59101-2032

Offering a wholesale discount to the PSLAC members



TWL Leather, Inc.

Toll Free: 1-800-477-9923
2017A White Settlement Rd.
Fort Worth, TX 76107
(817) 877-5427, Fax (817) 877-5432

Offering a wholesale discount to the PSLAC members

Tandy Leather

Jim Linnell
Director of Operations



Toll Free:
1-888-890-1611

<http://www.tandy-leather.com>

Offering a wholesale discount to the PSLAC members



Leather Factory Spokane

28 West Boone Ave, Spokane, WA 99201
Phone: (509) 328-9939
Toll Free: 1-800-822-8437
Fax: (509) 326-7019

Offering a wholesale discount to the PSLAC members

www.leatherfactory.com



Taking I-90

From Auburn: come north on Hwy167, or I-5, then I-405 north, then onto I-90, going east:

From Everett: South on I-5 to 405 South, or to I-90, going east:

From I-90 get off on exit 17/Front St., and bear right onto Front Street. At the third stoplight, turn left onto E Sunset Way, then see below:

Taking Hwy 18 from around Auburn to Issaquah

Get on Hwy 18 going East, from Auburn, it's about 12 miles to Maple Valley, then at about 2 ½ miles after Maple Valley, look for the turn off to Issaquah Hobart Rd SE, turn onto ramp 276th Ave SE and go 0.6 miles, bear left onto Issaquah Hobart Rd SE. It's about 8 ½ miles from there to Issaquah. Hobart becomes Front Street S, which takes you into downtown Issaquah. Turn right onto E Sunset Way, then see below:



After turning onto E Sunset Way:

go two blocks (past the Police and Fire Stations), turn left onto 2nd Ave SE, go past the old Senior Center building on your left, and a baseball field, then left onto NE Creekway, go almost to the railroad tracks. The new Issaquah Valley Senior Center is a brick building on your left, parking in front of it. There is also parking behind, from Sunset, turn left into the parking area, right before the Police Station (look for a large parking sign on your left), and follow it till you see a kids play ground.

Address: 75 NE Creekway, Issaquah, WA 98027

**PSLAC
c/o Barbara Lourdes
PO Box 1144
Auburn, WA 98071
USA**

