

# Raw Hide Gazette

Copyright © 2008 by PSLAC, All Rights Reserved

"Without question, the *Raw Hide Gazette* is by far the best and most informative and comprehensive Guild publications of all of them! You are to be commended for your very fine and professional efforts. Keep up the good work. With admiration"  
/signed/  
Al & Ann Stohman, December 1997

## Hide Highlights

Page	
1	Workshop Co-ordinator's Report
2	Bob Beard's Jeweled Scarab Beetle Class, Spokane
3	Bob Beard's Jeweled Scarab Beetle Class, Everett
5	North Idaho 4-H Youth Activity Day
6	Emerald Valley Leather Crafters Guild
6	News from Emerald Valley Leather Crafters
6	Mike Neddeau's Leather Cartoon
7	He Who Dies with the Most Tools, Wins
8	John Wickstrom's Notebook
9	Donations from Seattle Tandy Leather Factory for the Benton-Franklin County Fair (by Andy Stasiak)
9	Desert Leathercrafters Group at the Benton-Franklin County Fair
11	September Mini-Demo
11	Upcoming Events
12	Tandy Leather Factory Employment Opportunity
12	Upcoming Events (cont.)
12	Announcement! Carla Irving is moving to Richland, WA

## Workshop Co-ordinator's Report

First up we had a great workshop with **Bob Beard** doing the **Jeweled Scarab**. Everybody had a lot of fun and learned a lot too. **Norm** is doing a full report on the workshop and took photos as well.

Just a reminder that **Barbara Lourdes** will be doing the mini demo prior to the September meeting, so get to the meeting at noon and join Barbara in making a one piece wallet. Barb put a list of tools and materials needed for this in this month's and last month's *Raw Hide Gazette*, so check it out and bring everything to the next meeting.

We had our second last workshop for the year with **Chan Geer** and the report and photos will be in next month's *Raw Hide Gazette*.

Our last all day workshop for the year is at the end of September, September 27th to be exact. It is doing **Pacific Northwest Native Designs with Bob Stelmack** and will be at General's home at Orting. General's address and all the tools and materials needed for this workshop are in the August *Raw Hide Gazette*, so have a look and get all your stuff together, it'll be a great workshop, lots of new ideas and techniques to learn.

The October mini-workshop before the meeting will be on **Inverted Carving with Paula Marquis**. Bring your stamping stone, water dish, sponge, swivel knife, bevellers, pear shaders, etc., tracing film, pencil, tracing stylus, mallet, leather, and anything else you think you might need.



Pacific Northwest Coastal Indian Art by Carol Stelmack

With inverted carving, background tools are not required.

We are going to need as much input as possible from members at the September meeting to start organizing the workshops for 2009, so bring all your ideas. Start thinking about what sort of things you want to learn next year, the type of projects you want to do and haven't had enough confidence to tackle. There is sure to be somebody in the Club who knows how and will be willing to do an all day or mini workshop on the subject. If there is nobody in the Club, then we will look at getting outside instructors for the job.

I hope everybody got their entries in to the Puyallup. I think next year we have to make a concerted effort for more members to put in more pieces of work and really fill up the leather cabinet at the Fair.

Only a short report this month as the workshops are winding down for the year and we get geared up for 2009.

**Len Madison**  
Workshop Co-Ordinator

### Meeting Announcement

#### NEXT MEETING

**14th September 2008**

Mini-Demos (Start at Noon) followed by the General Meeting (Starts at 2PM).

**Barbara Lourdes'** Mini-Demo this month is making a **Simple One Piece Wallet**.

## Bob Beard's Jeweled Scarab Beetle Class, Spokane

Bob Beard came to Rathdrum, Idaho to teach a two day class on setting gemstones into leather. He called it the **Jeweled Scarab** which is good since his pattern was a Scarab beetle. The first day was spent tooling and embossing the beetle and setting the stone. The intricate detail of the Beetle's legs were challenging, especially to me. The second day was devoted to painting the Scarab with several different types of acrylics by Daniel Smith. If you get a chance to try the Daniel Smith acrylics, especially the Interference and Duochrome ones, please do so as they are awesome. They really did justice to making the beetle shine.

The class was small but enthusiastic and we are now scheduling Bob for a return visit next year to do his wearable Jewelry class.

Since Bob had some free time before going over to Seattle to teach a similar class, my friend Al and I took Bob and his son Chase on a Huckleberry picking jaunt. We ended up at my favorite patch on 4th of July pass just East of Coeur d'Alene Idaho. My two black Labs came along and were able to pick faster than any of us. Even so, we managed to pick almost 2 gallons of that delicious fruit. We even came across a young Moose cow but she got away before we could get decent pictures.

Here are some pictures from the class.


- 1 What we were striving to create.
- 2 Bob demonstrating his techniques.
- 3 Stan McConnell and Dave Torix
- 4 Ron and Carlene Litz, Ken Bush and Julia Kelly
- 5 Woody Collins and Julia
- 6 Bob and his son Chase with Woody, Dave and Stan
- 7 Bob and Chase picking Huckleberries.
- 8 Bob clowning around with Cheryl, Nancy and Ginger at the Leather Factory in Spokane.

### Ken Bush

White Rose Leather  
11923 E. Fairview Ave  
Spokane Valley, WA 99206

509.926.2087  
whiterosex@aol.com





**Bob Beard**



**Ken painting**



**Paula painting**





**Cindy watching Bob**



**Don Ferguson**



**Bob Beard's  
Jeweled Scar-  
ab Beetle  
Class, Everett**



## North Idaho 4-H Youth Activity Day

The North Idaho 4-H put on a Youth Activity Day at the Fairgrounds in Coeur d'Alene, Idaho this past June. We were invited to setup and present leathercraft workshops which consisted of 3 sessions each lasting 2 hours. We were given a small budget by the 4-H and decided to get key fob kits from the Leather Factory in Spokane. This allowed us to make sure that each kid attending could finish a simple project in the time available.

Jackie Holliday, Stan McConnell, Mitch Mitchell and I took turns instructing as well as assisting the kids who needed help. It turned into quite an event and all of the kids were enthusiastic.

Here are some of the pictures:

- 1 **Stan** started off each session with the basics.
- 2 **Ken** showing **Jordan** how to rivet her key fob.
- 3 A few kids from the first session with their finished projects.
- 4 **Sharla Wilson**, the North Idaho 4-H coordinator, tries her hand at leathercraft during a break.
- 5 **Stan** resting up during lunch break while waiting for the next session.
- 6 Second session kids with their finished key fobs
- 7 **Jackie** demonstrating the proper way to stamp.
- 8 **Mitch** assisting with riveting
- 9 Some of the third session kids with their finished key fobs.

### Ken Bush

White Rose Leather  
11923 E. Fairview Ave  
Spokane Valley, WA 99206

509.926.2087

whiterosex@aol.com



## Emerald Valley Leather Crafters Guild

Good Morning Guild,

How is everyone? Good, I hope. A little confusion on the news letter, so I hope you accept my apology for it being so late.

On to the guild business. **Scott** has worked his magic and we are now incorporated. Please see his attachment as to what he has to say. Also the logo? We have only two votes on the ones Scott has submitted. Please Vote! ...or,, submit your Idea. The closing date on this Vote will be September 5. Thank you Scott for all the hard work making this happen.

We decided not to have a meeting for August because so many people were going on vacation. We will continue in September with our next meeting on the 27th at 10:00 AM at **Oregon Leather in Eugene**. We are thinking of doing a "show" in October at the **Canby Tack Sale** (table ~\$15). We also discussed having one at the November **Mountain Trail Championships at the Oregon Horse Center**. The table there is \$100. In either situation, all guild members will be able to sell their goods from the table at a 10% commission to the guild. Non-member would be charged 18%.

At our last meeting **Joyce** gave a carving class which was very helpful to those that took the class. I know that I learned quite a bit. I am sure we will be working on more carving techniques down the road. Our next class will be given by **Gene Ficek**. He is going to show us How to Design and Pre-sew Buckle Covers—a fast and easy way to get it done. Also, I have been ask by several members about the basket weave, so I will show how I do this and hopefully help some of you with my technique. Now, if there is anything someone wants to learn, or is having problems figuring something out please speak up. The beautiful thing about having a guild is sharing knowledge.

Well, until the next meeting keep on pounding and hope to see some new faces at the next meeting.

**Gary**  
President, Emerald Valley Leather Crafters Guild  
knut88@comcast.net

Two things from Scott

1. The application to be treated as tax exempt was completed and mailed today. There was a user fee of \$300 which came out of the Guild bank account. We now have \$200 left.
2. Has anyone else done a logo yet? I would really like someone to tool one. Maybe I will have to bother myself enough to get of my lazy butt and do that.

That's it for today. Thanks,

**Scott P. Wilber**  
Treasurer  
Emerald Valley Leather Craft Guild  
1396 Charnelton Street  
Eugene, OR 97401-3945  
(541) 687-1120 PH  
(541) 687-1121 FX  
scott@spwcpa.net

## News from Emerald Valley Leather Crafters

There's nothing like the camaraderie of leather workers! The focus at the last meeting of the **Emerald Valley Leather Crafters Guild** was basic leather carving to give the new carvers the rights of passage and others the wisdom of going back to basics and brushing up on technique. The symphony of tap, tap, tapping and lively conversation kept us going for a couple of hours. We traded tools, ideas, technique and vision. The only

argument was over who should REALLY keep some of the tool—you know, those very nice swivel knives and mauls.

During our business meeting, **Gary** got an introduction to Robert's Rules of Order, and even though it seemed he would rather reject the whole idea, was deftly guided by our **Secretary Jennifer Keeler**, and managed to get through the meeting unscathed.


We discussed at length how to promote our guild and increase our exposure. Several options came to the floor. There's a chance if anyone plans on attending the **Mountain Trail Championships in November at the Oregon Horse Center**, you may see us there. We are also planning on having a booth with wares to sell at the **Canby Tack Sale in October**. That said, members have been put on task to create items for sale or display. At our next meeting (*which won't be until September*) everyone will be bringing their projects.

We continue to move forward and grow as a group of friends and crafters.

May your knives be sharp and your hands steady.

Respectfully submitted by  
**Kathy Florence**

## Mike Neddeau's Leather Cartoon





## He Who Dies with the Most Tools, Wins


What a pleasure it was to visit **Len Madison**, during **Paula Marquis' Dog Leash Class**. Len took some time to show me around his beautiful home and showed some of his leather craft items and items he had purchased from those leather greats like: Peter Main, Bob Beard and Joe Barth.




What caught my eye was the large collection of leather stamping tools. With a little more time, I think Len will be able to match that OI'Tool Hoarder, Bill Churchill.



**Bob Stelmack**  
Richland, WA



**Close up of Len's String/Lace Cutter/Beveler**



## John Wickstrom's Notebook

**John Wickstrom** wanted show his latest creation. This was for his granddaughter Heather's wedding shower (*I think he pulled an all-nighter to finish in time...*). I'm not sure where he got the address book insert but he said it was really tight getting it in but it looked nice when complete.

**Roger K.**





## Donations from Seattle Tandy Leather Factory for the Benton-Franklin County Fair (by Andy Stasiak)

At our last PSLAC meeting, **Andy Stasiak** invited all of the PSLAC members to contact the **Seattle Tandy Leather Factory Store** if we had any questions or even just to talk. Our **Desert Leathercraft Group** took him up on his offer and asked if Tandy could help us out during our 4-H Demonstrations at the **Benton-Franklin County Fair** in the Tri-Cities area.

Andy was quick to provide, at no cost, blank vegetable tanned leather key fobs to let the kids try their hand at leathercraft. He also provided Tandy catalogs to let those who want more information about what is available to pursue a hobby in leather.

Many thanks to Andy.

**Bob Stelmack**  
Richland, WA

## Seattle Tandy Leather Factory Store



## Desert Leathercrafters Group at the Benton-Franklin County Fair

Wow! What a great experience for our new group. **Ivan Sampson, Ron Ginder, Herb Rockey and Bob Stelmack** with all the wives for support, spent two days giving demonstrations to the kids. We were there on opening day and on the busy Saturday. Opening day was a little sparse for attendance, but Saturday made up for it. We all took our turn at letting the kids make leather key fobs decorated with a 3-D stamp of their choice.

We all knew the trick of having the child

hold their hand over ours while they use the mallet to strike the stamp. Bob forgot one time with a 3 year old, but he is expected to recover.

All in all, the fair coordinator, **Linda Gilmore**, was pleased to have us and we hope to make this a yearly event.

We did, however, have a small mix up with the fair entry procedure, so none of our groups entries were available for judging, but we did bring those items to the demonstrations to show people the craft of leather.

Once again, many thanks to **Andy Stasiak, Manager of the Seattle Tandy Leather**

**Factory**, for his donation of leather key fobs for use at the demonstrations.

We gained a few new people interested in leathercraft and will see if they come to our next meeting. There are two boys who entered items in the fair who might be able to attend.

This page shows our display table with Ivan's fantastic chinks and the next page shows the demonstration photos.

Great time, great friends and a must do again event.

**The Desert Leathercrafters Group**





# ewe ain't seen nothin' yet!

Benton Franklin Fair and Rodeo 60th Anniversary



# Upcoming Events

## Western Washington (Seattle/Tacoma/Everett) PSLAC CURRENT SCHEDULE FOR 2008

- General Member's meetings are on the 2nd Sunday of each Month, unless specified below.
- Meetings held at Issaquah Valley Senior Center, 75 NE Creek Way, Issaquah, WA. 98027.
- February meetings are held at MacPherson's Leather, 519 12th St. S., Seattle WA.

### Mini-Demos (Start at Noon) followed by the General Meeting (Starts at 2PM).

**September** - Barbara Lourdes making a simple one piece wallet.

**October** - Inverted Carving with Paula Marquis.

**November** - Christmas Cards with John Wickstrom.

**December** - Rolled Edge and Round Corner bindings with Paula Marquis.

### All-Day Workshops.

**September 27th** - Pacific Northwest Native Designs with Bob Stelmack at General's home, Orting - 17915 212th Ave., E., Orting. WA. 98360-9246 and will commence at 9.00a.m.

**October, November & December** - There will be no workshops as everybody is busy with Christmas orders.

---

### **Breakfast informal get-together locations:**

**North breakfast >>>** Last Friday of the month at 10:00 AM at: Crossroads Restaurant, 1904 201st Pl. S.E., Bothel. WA.

**South breakfast >>>** The 3rd Saturday of the month at 8:30 AM at: Oscar's Restaurant, 8726 S. Hosmer St., Tacoma, WA, phone: (253) 548 2419

---

## September Mini-Demo

Here is the supply list for the one piece wallet class:

I have two different versions one for a man and one for a woman. The woman's wallet is a smaller wallet. If you plan on carving I will have several patterns to choose from.

For tooling or carving for back 1 ½ oz. tooling calf or goat or favorite leather. If you make the wallet out of one big piece of leather a 24" x 24" piece of leather will work to make both wallets plus. This includes the

lining. This project is a great way to use up smaller pieces of leather.

- Your favorite leather and lining
- Tracing film
- Pencil
- Ruler
- Knife or scissors which ever you prefer to cut leather with
- Glue, contact cement
- Bone folder and or rubber mallet
- Skiver
- Very small hole punch

If you plan on tooling your project bring your pounding block and figure carving tools.

**Barbara Lourdes**  
Pacific, WA

# Upcoming Events (cont.)

## Eastern Washington (Tri-Cities or Spokane) CURRENT SCHEDULE FOR 2008.

**Tri-Cities Desert Leathercraft Group (DLG) Member's meetings** are on the 3rd Saturday of each Month, unless specified below.

- Informal meetings held at 2532 Banyon St., Richland, WA 99352 (call Bob at 509-392-2589 for directions). Google map reference: +46° 16' 19.20", -119° 18' 32.40"

### Mini-Demos at the General Meeting.

**September** - Open for ideas.

### Workshops.

**(TBD)** - Realistic Floral Carving and Coloring with Bob Stelmack at 2532 Banyon St., Richland, WA 99352 (call Bob at 509-392-2589 for directions) and will commence at 10:00am.

**(TBD)** - Making a Leather Album with Bob Stelmack at 2532 Banyon St., Richland, WA 99352 (call Bob at 509-392-2589 for directions) and will commence at 10:00am.

**(TBD)** - Leather Bookbinding with Bob Stelmack at 2532 Banyon St., Richland, WA 99352 (call Bob at 509-392-2589 for directions) and will commence at 10:00am.

**Spokane PSLAC East Member's meetings** are on the 2nd Saturday of each Month, unless specified below.

- Informal meetings are held at: the Spokane Tandy Leather Factory Store, 28 West Boone Ave., Spokane. WA 99201.

### Mini-Demos at the General Meeting.

**September** - Open for ideas

### Workshops.

**(TBD)** -

## Tandy Leather Factory Employment Opportunity

A leading name in leather products for manufactures, hobbyists, craftsmen and craftswomen nation wide is offering a position in our Portland, Oregon store.

We are taking applications for full/part time help.

- We offer a dynamic work place with many facets.
- Sales and excellent customer service skills are a must.
- Computer and shipping skills are a big plus.

- Being a Team player is essential.
- Knowledge of leathercrafting is also nice, but not required.
- Medical, Dental, Vision and Life Benefits are available as well as a 401K Plan.

If you think you are the right person for this job, please come in and fill out an application at:

**Tandy Leather Factory**  
13221 NE Whitaker Way  
Portland, OR 97230

No phone calls please.  
**Donna Cavota, Manager**

## Announcement! Carla Irving is moving to Richland, Washington

**Carla Irving**, from the Waitsburg, WA Leather Store will be open for business in **Richland, WA**. Repairs and Supplies for all your leather needs. The business is called the "**Scent of Leather**", Call 509-200-9353 for information.

# PSLAC Members Only Advertisement Page

Any PSLAC Member can advertise leather related products or services, subject to approval. Just send your text, picture and/or logo to [stelmack@nwlink.com](mailto:stelmack@nwlink.com)



## MARQUIS UNIQUE LEATHER ARTISTRY, LLC

I make almost anything that can be made from leather and can be sewn by hand. A lot of my works are 'bespoke items', meaning, one of, individual custom requests, ranging anywhere from books and folders to rifle scabbards, holsters and golf bags, fully carved and stamped, and any and all articles in between, which also includes moulded bowls and pictures.

Phone: (206)-523-6295

Email: [marquispg@aol.com](mailto:marquispg@aol.com)

[www.marquisuniqueleather.com](http://www.marquisuniqueleather.com)



**Black Horse Leatherworks & Saddlery** specializes in high quality & unique custom western tack and apparel. We make some English items such as Schooling chaps & Stall items. We make all our leather items one at a time, by hand per our clients specifications. All items are custom fit with an endless array of options to choose from. Each is a small piece of "working art". We make all our items here in our own shop - nothing is sent out. This helps us maintain our high standard of quality that our customers have come to expect from us. Custom silver items are available for your tack and apparel needs in addition to our lines of fine silver shown in the website. We also offer Garcia bits & spurs and bits & spurs from Sleister.

**C.E. Gessell, Owner**

*Our Motto: If you can imagine it... we can create it!*

**Leather Big Book Covers**  
[www.leatherbigbookcovers.com](http://www.leatherbigbookcovers.com)  
by **Bob Stelmack**



## DIAMOND P LEATHER SHOP PHIL O'NEILL

Saddlery: New, Used-Repair  
Custom Made Leather Goods  
25051 - 180 Ave SE, Kent WA 98042  
*Hours By Appointment Or By Chance*  
(252) 631-9770

This Is A One-Man Outfit  
All Custom & Repairs Are Crafted By Myself  
Email: [bjoneill@worldnet.att.net](mailto:bjoneill@worldnet.att.net)

## Custom Maker Stamps Grey Ghost Graphics By Jeff Mosby

Custom maker stamps, laser cut acrylic templates and custom tapoffs for the leather craft field. Custom cut from your artwork at reasonable rates!

P.O. Box 30268, Myrtle Beach, SC 29588  
(866) 205-9810 or (843) 903-4788

[www.greyghostgraphics.com](http://www.greyghostgraphics.com)



## Norm Lynds Toolmaker

Mallets, Modelers, embossing tools,  
lifters and others on request

Phone: (425) 357-1001

E-mail: [sagerat2003@yahoo.com](mailto:sagerat2003@yahoo.com)

# Leather Company Advertisement Page



**Toll Free:**  
**(800) 541-3264**  
**Bee Natural  
Leather-  
care**  
*The ultimate in  
leather care prod-  
ucts*

P.O. Box 820803, Vancouver, WA. 98682-0018  
(360) 891-7178 , FAX: (360) 891-7166  
Email: [bnatura@pacifier.com](mailto:bnatura@pacifier.com)

## **SPOTLIGHT on PRO-CARV — Working and Tooling Leather Formulation**

### **DIRECTIONS:**

Dilute concentrate with water: 1 part PRO-CARV to 10 parts water is recommended for carving and tooling. When immersing the leather for shaping or forming, add 8 oz. PRO-CARV to 3 gallons of water.

### **NO CASING IS NECESSARY**

Leather can be immersed or sponged with this solution. PRO-CARV eliminates the need to case leather. PRO-CARV allows you to begin working with the leather after immersing for 3-5 minutes because of the very rapid penetration into even the thickest hide. Allow the surface to dry somewhat before beginning forming or carving.

**Contact MacPherson's, Hide Crafters, Goliger's  
Leather, and The Leather Factory for any of the fine  
Bee Natural Leather products.**

*Advertisement*

### **RawHide Gazette**

**Editor / Publisher:** Bob Stelmack  
**Co-Founders:** Bill Churchill & General  
Seymour  
**Treasurer/Secretary:** Barbara Lourdes

The RawHide Gazette is published monthly (12 times a year). Address for information and correspondence: PSLAC, c/o Barbara Lourdes, PO Box 1144, Auburn, WA, 98071, USA, Email: [billing@pslac.org](mailto:billing@pslac.org)

The RawHide Gazette is provided to the Puget Sound Leather Artisans Co-Op as a part of their membership benefits. Annual dues are \$24.00 USD per year.

All submissions are subject to editing for clarity and length. All articles submitted must be accompanied by name, address and permission of writer.

### **Advertising Rates**

The RawHide Gazette now offers advertising space to interested parties. Ad spaces are as follows:

1/4 Page or Business Card ..... \$60 USD  
1/2 Page ..... \$110 USD  
1 Full Page ..... \$200 USD

These rates cover a six month time period. PSLAC members are entitled to a 25% discount. Leather companies supporting PSLAC are given free Business Card size advertisement, additional space at regular rates.

The Puget Sound Leather Artisans Co-Op can be found at:

<http://pslac.org>

**Support our sponsor and take advantage of the PSLAC Membership Discounts...**



**Toll Free Order Lines:**  
**1-(888) 263-5277**  
**Fax: 1-(888) 263-5086**

**Hide Crafter Leathercraft**

*Offering wholesale discount to PSLAC members*  
**ON-LINE CATALOG** [www.hidecrafter.com](http://www.hidecrafter.com)

7936 Camp Bowie West  
Ft. Worth, TX 76116

George Hurst, Manager  
email: [hcrafter@flash.net](mailto:hcrafter@flash.net)

▲ **NEW Sponsor** ▼

## **FERDCO**



**In the US - Contact Ferdco Toll Free  
@ 1-800-645-0197**  
**International - 1-208-689-3006**  
**Fax - 1-208-689-3008**  
**E-mail - [ferdco@smgazette.com](mailto:ferdco@smgazette.com)**

*Offering a discount to the PSLAC members of a  
10% off of any parts and supplies ordered and 2%  
off of any equipment (sewing machines ,etc.)*

▲ **NEW Sponsor** ▼

**Outside Washington  
1-800-343-9949**

**(206) 328-0855  
Fax: 328-0859**

**MACPHERSON**

**Leather Company**

Leather, Shoe Finding and Saddlery

*Offering a 30-40% off retail discount to the PSLAC members*

**519 - 12th Avenue S.  
Seattle, Washington 98144**

## **Steve Derricott**



**Twister D Products  
301 E. Bower St.  
Meridian, Idaho 83742  
(208) 884-3766 - Fax (208) 884-3767  
A Division of Gfeller Casemakers, Inc.**

[www.lacemaster.com](http://www.lacemaster.com)

*Offering a 10% discount to the PSLAC members*

**...more sponsors on the following page...**



## Dusty Johnson

**PLEASANT VALLEY SADDLE SHOP**  
1220 S. County Rd. 21  
Loveland, CO 80537  
Phone: (970) 669-1588  
Fax: (970) 669-1589  
E-Mail: [dusty@pvsaddleshop.com](mailto:dusty@pvsaddleshop.com)  
URL: <http://www.pvsaddleshop.com>

*Offering a 20% discount to the PSLAC members*

## BRETTUNS VILLAGE LEATHER

**Selling odd lots, miscellaneous overstocks,  
bargain leathers and leathercraft  
accessories, all from Maine, only online**  
Sides, Full Hides, Buckles, Key Rings, Laces, Thread,  
Tools, Rivets, Scrap Pieces, Elk & Buffalo Scrap  
**Always Free Shipping in the 48 States**

[www.brettunsvillage.com](http://www.brettunsvillage.com)

## Leather Factory

**Durham Hefta**  
Manager



**Portland**

Phone (503) 255-8818  
Fax (503) 255-9011  
Toll Free (888) 277-3360  
[www.leatherfactory.com](http://www.leatherfactory.com)

13221 N.E. Whitaker Way  
Portland, OR 97230-1128

*Offering a wholesale discount to the PSLAC members*



## Leather, Suede, Skins, Inc.



261 West 35th Street  
11th Floor, New York, NY 10001  
Tel: (212) 967-6616  
Fax: (212) 564-5759  
[www.leathersuedeskins.com](http://www.leathersuedeskins.com)  
Email: [leather.suede.skins@att.net](mailto:leather.suede.skins@att.net)

*Offering a 10% discount to the PSLAC members*

## Tandy Leather Boise

**JoAnne Tackitt, Manager**  
285 N. Orchard St.  
Boise, ID 83706



**Toll Free:**  
**1-800-930-2850**  
(ph. 208-375-5589. Fax. 208-375-7168)

<http://www.tandy-leather.com>

*Offering a wholesale discount to the PSLAC members*

## The Leather Factory

**Kermit P. Creek**  
Manager



**Billings**

Phone (406) 256-1355  
Fax (406) 256-1360  
Toll Free (888) 277-3323  
[www.leatherfactory.com](http://www.leatherfactory.com)

115 North 30th Street  
Billings, MT 59101-2032

*Offering a wholesale discount to the PSLAC members*



## TWL Leather, Inc.

**Toll Free: 1-800-477-9923**  
2017A White Settlement Rd.  
Fort Worth, TX 76107  
(817) 877-5427, Fax (817) 877-5432

*Offering a wholesale discount to the PSLAC members*

## Tandy Leather

**Jim Linnell**  
Director of Operations



**Toll Free:**  
**1-888-890-1611**

<http://www.tandy-leather.com>

*Offering a wholesale discount to the PSLAC members*

## GLOBAL LEATHERS



Web site: [www.globalleathers.com](http://www.globalleathers.com)  
Telephone : 212-244-5190  
Fax : 212-594-7515  
e-mail: [globalleathers@usa.net](mailto:globalleathers@usa.net)  
Paul Crystal

*Offering a discount to PSLAC members*



## Leather Factory Spokane

28 West Boone Ave, Spokane, WA 99201  
Phone: (509) 328-9939  
Toll Free: 1-800-822-8437  
Fax: (509) 326-7019

*Offering a wholesale discount to the PSLAC members*

[www.leatherfactory.com](http://www.leatherfactory.com)



**Taking I-90**

**From Auburn:** come north on Hwy167, or I-5, then I-405 north, then onto I-90, going east:

**From Everett:** South on I-5 to 405 South, or to I-90, going east:

From I-90 get off on exit 17/Front St., and bear right onto Front Street. At the third stoplight, turn left onto E Sunset Way, then see below:



**Taking Hwy 18 from around Auburn to Issaquah**

Get on Hwy 18 going East, from Auburn, it's about 12 miles to Maple Valley, then at about 2 ½ miles after Maple Valley, look for the turn off to Issaquah Hobart Rd SE, turn onto ramp 276th Ave SE and go 0.6 miles, bear left onto Issaquah Hobart Rd SE. It's about 8 ½ miles from there to Issaquah. Hobart becomes Front Street S, which takes you into downtown Issaquah. Turn right onto E Sunset Way, then see below:

It's about 8 ½ miles from there to Issaquah. Hobart becomes Front Street S, which takes you into downtown Issaquah. Turn right onto E Sunset Way, then see below:

**After turning onto E Sunset Way:**

go two blocks (past the Police and Fire Stations), turn left onto 2<sup>nd</sup> Ave SE, go past the old Senior Center building on your left, and a baseball field, then left onto NE Creekway, go almost to the railroad tracks. The new Issaquah Valley Senior Center is a brick building on your left, parking in front of it. There is also parking behind, from Sunset, turn left into the parking area, right before the Police Station (look for a large parking sign on your left), and follow it till you see a kids play ground.

**Address: 75 NE Creekway, Issaquah, WA 98027**

**PSLAC  
c/o Barbara Lourdes  
PO Box 1144  
Auburn, WA 98071  
USA**

