

Raw Hide Gazette

Copyright © 2009 by PSLAC, All Rights Reserved

"Without question, the Raw Hide Gazette is by far the best and most informative and comprehensive Guild publications of all of them! You are to be commended for your very fine and professional efforts. Keep up the good work. With admiration"
/signed/
Al & Ann Stohman, December 1997

Hide Highlights

Page:

- 1 Reminder—8th Annual Leatherworkers Trade by Ferdco
- 1 Did You Know?
- 2 2009 Puyallup Fair Leather Display
- 3 Puyallup Fair Results
- 4 Teaching/Learning Leathercraft
- 4 Meet our newest Desert Leathercraft Group Member: Stan
- 5 Chan Geer's Class
- 6 High Country Cowboy Company
- 7 James' Circular Basketweave Demo
- 8 James' Basket Weave Examples
- 9 James' Sheridan Style Floral Carvings
- 9 Larry's Sheridan Style Floral Carvings
- 10 Upcoming Events
- 11 Upcoming Events (cont.)

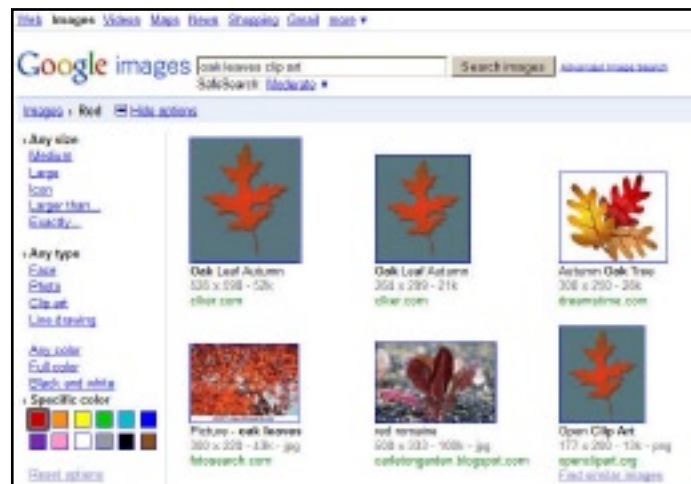


Reminder—8th Annual Leatherworkers Trade Show sponsored by Ferdco

November 6th & 7th , 2009, Pendleton, Oregon at the Pendleton Convention Center Show Hours are 9:00 am to 5:00 pm each day. Location: 1601 Westgate, Pendleton, OR 97801, phone 541-276-6569

Pendleton Exhibitors Pending

Oregon Leather - leather, Tandy Leather Factory- leather, , George Barta Hide - leather - Ron's Tools- Hand tools, Barry King Tools- Hand tools, Bob Douglas Tools - Hand tools, Wayne Jueschke - Hand tools, Hansen Western Wear - Silver and silver jewelry, Bee Natural - Horse Care Products, Sheridan Leather Outfitters- Leather, tools and leather related products Herb Bork & Son's - Cast Hardware, - Bronson knives -Hand tools - Weber Stirrups - stirrups, . Gomph Tools - hand tools - Cobra Sewing Machines - sewing machines , Van Amberg Leather - Exotic leathers - Chaps & More - Ivan Sampson - Burnishing tool



Meeting Announcement

NEXT MEETING

November 8th, 2009

New start time:

1pm-4pm

meeting first and then the

Demonstration: Using the pro petal and getting the best results

Meeting location, see map on last page

Did You Know?

Did you know that Google has another search engine that searches for images instead of web pages? The image search also has options to search for

Any size:

► Medium, Large, Icon, Larger than,

& Exact

...or... **Any type:**

► Face, Photo, Clip art & Line drawing


...or... **Any color:**

► Full color, Black and white, & Specific color

Works great to locate an idea for a leather carving pattern.



2009 Puyallup Fair Leather Display





Puyallup Fair Results

JUNIORS

Class 1810 Pocket Items

- 1 Key Chain by Briannia Soulier, Puyallup WA
- 2 Key Chain by Alyssa Gries, Puyallup WA
- 3 Key Chain by Jeremy Gries, Puyallup WA

Class 1815 Wallets

- 1 Wallet-stamped by John Lyman Marysville WA

Class 1820 Belts

- 1 Belt W/Rhinestone by Katy Baal, Edmonds WA

Class 1825 Other Items

- 2 Bracelet by Alyssa Gries, Puyallup WA

AMATEUR

Class 1850 Pictures

- 1 Picture-Elk by Norm Lynds, Snohomish WA

Class 1855 Tooled Sportsman Carriers

- 1 Tooled Rifle Case By Mike Foley, Tumwater WA

Class 1960 Tooled Carrying Cases

- 1 Bayeaux Tapestry Belt Pouch By Douglas Jole, Tacoma WA

Class 1865 Tooled Handbags

- 1 Purse W/12 Wild Roses By Glenn Woessner, Sea Tac WA

Class 1870 Tooled Pocket Items

- 1 Day Planner by Don Ferguson, Bothell WA

Class 1880 Wallets

- 1 Check Book Cover by Don Ferguson, Bothell WA
- 2 Horse and Shack Wallet by Glenn Woessner, Sea Tac WA

Class 1910 Untooled Items

- 1 Purse W/Jewel by Claudia Perkins, Tacoma WA
 - 2 Gunbelt & Holster by Norm Lynds, Snohomish WA
 - 3 Cell Phone Holder Blk by Glenn Woessner, Sea Tac WA
- Knife Pouch by Terrie Bryant, Everett WA

Class 1915 Braiding

- 1 Deer Antlers by Willi Spicker, Silverdale WA

Class 1920 Other Leathercraft

- 1 Phone Case-coral Highlights by Terrie Bryant, Everett WA

Class 1929 Grand & Res Champion-Adult Leathercraft Division

- 1 Tooled Rifle Case by Mike Foley, Tumwater WA
- 2 Picture-Elk by Norm Lynds, Snohomish WA

Class 1930 Grand & Res Champion-Jr Leathercraft Division

- 1 Wallet-stamped by John Lyman, Marysville WA
- 2 Belt W/Rhinestone by Katy Baal, Edmonds WA

TEACHERS & PROFESSIONALS

Class 1950 Pictures

- 1 Picture (Spiral Aloe) by Len Madison, Everett WA
- 2 Dragon Picture by Paula Marquis, Seattle WA

Class 1955 Large Tooled Art

- 1 Bible Cover by Paula Marquis, Seattle WA
- 2 Tooled Box by John Wickstrom, Olympia WA

- 3 Handbag-ken Carving/terrie Rst by Kenneth Imus, Everett WA
- Briefcase-cow Skull by George Senn, Lake Stevens WA
 - Handbag by Kenneth Imus, Everett WA

Class 1960 Small Tooled Article

- 1 Pirates Treasure Chest by Sean Connolly, Olympia WA
 - 2 Notebook-painted Green/red by John Wickstrom, Olympia WA
 - 3 Chap Purse by Phillip Oneill, Kent WA
- Stamped drop-down Knife Pouch by Paula Marquis, Seattle WA
 - Bible Cover by George Senn, Lake Stevens WA
 - Tooled/Filigreed Wallet by Kenneth Imus, Everett WA
 - Check Book Cover By Kenneth Imus, Everett WA

Class 1965 Leather With Other Medium

- 1 Lamp W/Tooled Panels by John Wickstrom, Olympia WA
- 2 Briefcase-Conchos & Buckles by George Senn, Lake Stevens WA

Class 1970 Wearing Apparel

- 1 Chaps-Tri-Weave by Chuck Hooks Edmonds WA
- 2 Tooled Belt by Kenneth Imus, Everett WA

Class 1975 Untooled Articles

- 1 Untooled Holster by Kenneth Imus, Everett WA

Class 1979 Grand & Res Champion Prof. Leathercraft

- 1 Bible Cover by Paula Marquis, Seattle WA
- 2 Pirates Treasure Chest by Sean Connolly, Olympia WA

Teaching/Learning Leathercraft

At our October **Desert Leathercraft Group** meeting (DLG) we discussed the way-ahead for the group regarding teaching or learning the craft of leather to ourselves or to others. Teaching the craft of leather is something that **PSLAC** has done admirably and we want to do likewise—tailored to our group.

1. Meeting demonstrations

This seems to be the most popular venue that those who attend the monthly Saturday meeting want. The informality of just showing “how-to-do” has worked well in the past (*Ivan’s Belt Making, Herb’s Mystery Braid, Herb’s Sewing, Carla’s Dyeing, Ivan’s Horse Head Carving, etc.*), but we are in agreement that there has to be some announcement before hand to make sure those would find the demonstration of use could be sure to attend.

2. Workshops

We also agreed that some extended demonstrations and teaching would be helpful both for the beginner and for those with more experience in our group. Perhaps the day of the general meeting could be turned over to the workshop leader. Or rental of a Community Center classroom for the day. (*My garage gets pretty cold in the Winter.*)

On that note, **Dave Richards** has volunteered to present a workshop on “**Making a Holster**”. When we know the details, an e-mail will be sent to the DLG Members.

3. Outside instruction

There is enough interest, from those at the last meeting, that we should seek leather artisans to come to our group to give workshops like: **Chan Geer, Peter Main, Bob Beard, Rene Berends, Paula Marquis, etc.**

We had on class on bookbinding from Paula and that was a hit. We tried to arrange another outside instructor, but the cost seemed to scare many off. **James Polson**, who recently attended the


Chan Geer class on Sheridan Carving explained how beneficial the instruct was and that has persuaded others into revisiting the cost issue of outside instruction.

4. Scouts & 4H

This is the one activity, other than the support during the Benton-Franklin County Fair, that we have yet to explore. If we want to teach the youth, we need to be more proactive and have members that can commit time to support working with the youth. This can be best done by teaching the youth group leaders or by directly working with the youth themselves.

If anyone has some additional ideas or something they would like to see, please contact Bob at 509-392-2589.

Bob Stelmack
Richland, WA



**Meet our newest Desert
Leathercraft Group Mem-
ber: Stan**

SALE

FOR SALE by PSLAC Member :

- ❑ Tools and saddle making supplies.
- ❑ 173 Stamp tools (Tandy)
- ❑ 10 Swivel knives
- ❑ 3 Saddle trees
- ❑ 8 Molding tools
- ❑ Edgers
- ❑ Mallets and hammer

Many more items too numerous to list. Call or email **Phil O’Neill**, Diamond P Leather at 253-631-9770 or wsubarbara@gmail.com



Chan Geer's Class

Held at the Portland Leather Factory





High Country Cowboy Company

Larry and Annie Sterling brought a catalog of saddle and horse equipment to share with the Desert Leathercrafters Group (DLG). Some very nice high end stuff.

You can contact them at:
 High Country Cowboy Company
 P.O. Box 1708
 14551 HWY 6
 Eagle, CO 81631-1708
 866-441-HCCC (4222)
 Fax: 303-974-1792
 saddles@cowboycompany.com
 www.cowboycompany.com

Custom Leather Products by Carl Robinson

Our craftsmen love to build one of a kind pieces. If you can design it - chances are they can build it.



Custom Leather Products by Paul Kelleher

Paul specializes in making one-of-a-kind pieces of functional art. Hand forged and hand sawn spurs, belt buckles, conchos and bridle buckles with fine overlay in sterling silver, copper and jewelers bronze. These are a few examples of Paul's work. Custom orders are his specialty.





James' Circular Basketweave Demo

James brought back some tips and hints from his recent Sheridan Pattern Making and Carving Class.

It was so simple, that in a matter of minutes he generated the example above.

The process is to form the boundaries of the design with swivel knife cuts as shown above with a 90 degree angle and a compass drawn arc. Then start from the arc and stamp the basket design with the legs just touching. Use the corner of the 90 degree angle and trace a light line from the center of the basket stamp design towards the corner. These light lines are used to help keep the pattern aligned.

Continue stamping, while making sure the center of the lightly drawn lines are in the middle of the stamp. Continue until the stamping begins to get a little crowded.

Check out James' corner examples on the next page.

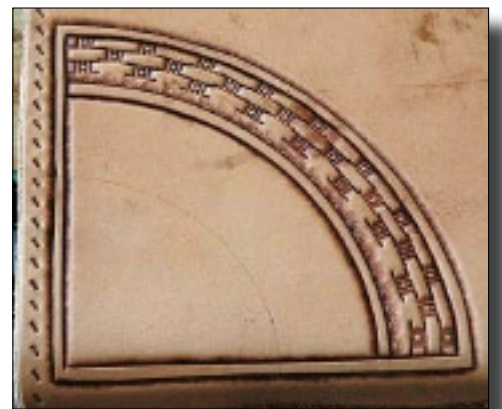


Desert Leathercrafters Group Meeting





James' Basket Weave Examples





James' Sheridan Style Floral Carvings

Larry's Sheridan Style Floral Carvings



Upcoming Events

Western Washington (Seattle/Tacoma/Everett) PSLAC CURRENT SCHEDULE FOR 2009

- General Member's meetings are on the 2nd Sunday of each Month, (1:00pm till 4.00p.m. approx.) unless specified below.
- Meetings held at Issaquah Valley Senior Center, 75 NE Creek Way, Issaquah. WA. 98027.
- February meetings are held at MacPherson's Leather, 519 12th St. S., Seattle WA.

Change in Start time and order of the meeting and demo:

General Meeting (Start at 1PM) followed by the Mini-Demos (Starts at right after General Meeting) .

November - Using the pro petal and getting the best results.

December -

All-Day Workshops.

November, December - Workshops will be considered if there are enough subjects and requests.

Breakfast informal get-together locations:

North breakfast >>> Last Friday of the month at 10:00 AM at: Crossroads Restaurant, 1904 201st Pl. S.E., Bothel. WA.

South breakfast >>> The 3rd Saturday of the month at 8:30 AM at: Oscar's Restaurant, 8726 S. Hosmer St., Tacoma, WA, phone: (253) 548 2419

Upcoming Events (cont.)

Eastern Washington (Tri-Cities or Spokane) CURRENT SCHEDULE FOR 2009

Tri-Cities Desert Leathercraft Group (DLG) Member's meetings are on the 3rd Saturday of each Month, unless specified below.

- Informal meetings held at 2532 Banyon St., Richland, WA 99352 (call Bob at 509-392-2589 for directions). Google map reference: +46° 16' 19.20", -119° 18' 32.40"

Spokane PSLAC East Member's meetings are on the 2nd Saturday of each Month, unless specified below.

- Informal meetings are held at: the Spokane Tandy Leather Factory Store, 28 West Boone Ave., Spokane. WA 99201.

General Meeting, Demos and Workshops.

Now that summer is passing, we are starting up the **Tandy Leather Factory** classes again. The schedule is the same with a few small changes:

Class is at the Spokane Leather Factory. W 28 Boone in Spokane. Our new hours will be 10 AM to 1 PM. No more split sessions.

PSLAC Members Only Advertisement Page

Any PSLAC Member can advertise leather related products or services, subject to approval. Just send your text, picture and/or logo to stelmack@nwlink.com



MARQUIS UNIQUE LEATHER ARTISTRY, LLC

I make almost anything that can be made from leather and can be sewn by hand. A lot of my works are 'bespoke items', meaning, one of, individual custom requests, ranging anywhere from books and folders to rifle scabbards, holsters and golf bags, fully carved and stamped, and any and all articles in between, which also includes moulded bowls and pictures.

Phone: (206)-523-6295
Email: marquispg@aol.com

www.marquisuniqueleather.com



Black Horse Leatherworks & Saddlery specializes in high quality & unique custom western tack and apparel. We make some English items such as Schooling chaps & Stall items. We make all our leather items one at a time, by hand per our clients specifications.

C.E. Gessell, Owner

Our Motto: If you can imagine it... we can create it!

Motorized Fantastic Leather Burnisher. Cuts Time 80%

<http://tinyurl.com/lfc4lc>

*Chaps & More
by Ivan Sampson*

<http://tinyurl.com/mjtc57>



DIAMOND P LEATHER SHOP PHIL O'NEILL

Saddlery: New, Used-Repair
Custom Made Leather Goods
25051 - 180 Ave SE, Kent WA 98042
Hours By Appointment Or By Chance
(253) 631-9770

This Is A One-Man Outfit
All Custom & Repairs Are Crafted By Myself
Email: wsubarbara@gmail.com

Custom Maker Stamps Grey Ghost Graphics By Jeff Mosby

Custom maker stamps, laser cut acrylic templates and custom tapoffs for the leather craft field. Custom cut from your artwork at reasonable rates!

P.O. Box 30268, Myrtle Beach, SC 29588
(866) 205-9810 or (843) 903-4788

www.greyghostgraphics.com



Norm Lynds, Toolmaker

Mallets, Modelers, embossing tools, lifters and others on request

Phone: (425) 357-1001

E-mail: sagerat2003@yahoo.com

Leather Big Book Covers www.leatherbigbookcovers.com by Bob Stelmack

Leather Company Advertisement Page

Support our sponsors and take advantage of the PSLAC Membership Discounts...



Offering Members wholesale club discount to PSLAC members

The Leather Factory #21 PORTLAND
Toll Free: 888-277-3360
13221 NE Whitaker Way Portland, OR 97230

Tandy Leather #126 SEATTLE
Toll Free: 866-220-9698
14713 Aurora Ave N Seattle, WA 98133

The Leather Factory #09 SPOKANE
Toll Free: 800-822-8437
28 W Boone Ave Spokane, WA 99201

Tandy Leather #124 TACOMA
Toll Free: 888-222-0510
13819-C Pacific Ave South Tacoma, WA 98444

FERDCO



In the US - Contact Ferdco Toll Free
@ 1-800-645-0197
International - 1-208-689-3006
Fax - 1-208-689-3008
E-mail - ferdco@smgazette.com

Offering a discount to the PSLAC members of a 10% off of any parts and supplies ordered and 2% off of any equipment (sewing machines ,etc.)



Toll Free:
(800) 541-3264
**Bee Natural
Leather-
care**
*The ultimate in
leather care prod-
ucts*

P.O. Box 820803, Vancouver, WA. 98682-0018
(360) 891-7178 , FAX: (360) 891-7166
Email: bnatura@pacifier.com

Outside Washington
1-800-343-9949

(206) 328-0855
Fax: 328-0859

MACPHERSON

Leather Company

Leather, Shoe Finding and Saddlery

Offering a 30-40% off retail discount to the PSLAC members

519 - 12th Avenue S.
Seattle, Washington 98144

GLOBAL LEATHERS



Web site: www.globalleathers.com
Telephone : 212-244-5190
Fax : 212-594-7515
e-mail: globalleathers@usa.net
Paul Crystal

Offering a discount to PSLAC members

BRETTUNS VILLAGE LEATHER

Selling odd lots, miscellaneous overstocks,
bargain leathers and leathercraft
accessories, all from Maine, only online

Sides, Full Hides, Buckles, Key Rings, Laces, Thread,
Tools, Rivets, Scrap Pieces, Elk & Buffalo Scrap

Always Free Shipping in the 48 States

www.brettunsvillage.com

Steve Derricott



Twister D Products
301 E. Bower St.
Meridian, Idaho 83742
(208) 884-3766 - Fax (208) 884-3767
A Division of Gfeller Casemakers, Inc.
www.lacemaster.com

Offering a 10% discount to the PSLAC members

Leather, Suede, Skins, Inc.



261 West 35th Street
11th Floor, New York, NY 10001
Tel: (212) 967-6616
Fax: (212) 564-5759
www.leathersuedeskins.com
Email: leather.suede.skis@att.net

Offering a 10% discount to the PSLAC members



Dusty Johnson

PLEASANT VALLEY SADDLE SHOP
1220 S. County Rd. 21
Loveland, CO 80537
Phone: (970) 669-1588
Fax: (970) 669-1589
E-Mail: dusty@pvsaddleshop.com
URL: <http://www.pvsaddleshop.com>

Offering a 20% discount to the PSLAC members

RawHide Gazette

Editor / Publisher: Bob Stelmack
Co-Founders: Bill Churchill & General Seymour
Treasurer/Secretary: Barbara Lourdes

The *RawHide Gazette* is published monthly (12 times a year). Address for information and correspondence: PSLAC, c/o Barbara Lourdes, PO Box 1144, Auburn, WA, 98071, USA, Email: billing@pslac.org

The *RawHide Gazette* is provided to the Puget Sound Leather Artisans Co-Op as a part of their membership benefits. Annual dues are \$24.00 USD per year.

All submissions are subject to editing for clarity and length. All articles submitted must be accompanied by name, address and permission of writer.

Advertising Rates

The RawHide Gazette now offers advertising space to interested parties. Ad spaces are as follows:

- 1/4 Page or Business Card \$60 USD
- 1/2 Page \$110 USD
- 1 Full Page \$200 USD

These rates cover a six month time period. PSLAC members are entitled to a 25% discount. Leather companies supporting PSLAC are given free Business Card size advertisement, additional space at regular rates.

The Puget Sound Leather Artisans Co-Op can be found at:

<http://pslac.org>



Taking I-90

From Auburn: come north on Hwy167, or I-5, then I-405 north, then onto I-90, going east:

From Everett: South on I-5 to 405 South, or to I-90, going east:

From I-90 get off on exit 17/Front St., and bear right onto Front Street. At the third stoplight, turn left onto E Sunset Way, then see below:

Taking Hwy 18 from around Auburn to Issaquah

Get on Hwy 18 going East, from Auburn, it's about 12 miles to Maple Valley, then at about 2 ½ miles after Maple Valley, look for the turn off to Issaquah Hobart Rd SE, turn onto ramp 276th Ave SE and go 0.6 miles, bear left onto Issaquah Hobart Rd SE. It's about 8 ½ miles from there to Issaquah.

Hobart becomes Front Street S, which takes you into downtown Issaquah. Turn right onto E Sunset Way, then see below:

After turning onto E Sunset Way:

go two blocks (past the Police and Fire Stations), turn left onto 2nd Ave SE, go past the old Senior Center building on your left, and a baseball field, then left onto NE Creekway, go almost to the railroad tracks. The new Issaquah Valley Senior Center is a brick building on your left, parking in front of it. There is also parking behind, from Sunset, turn left into the parking area, right before the Police Station (look for a large parking sign on your left), and follow it till you see a kids play ground. **Address: 75 NE Creekway, Issaquah, WA 98027**

PSLAC
c/o Barbara Lourdes
PO Box 1144
Auburn, WA 98071
USA

