

Raw Hide PSLAC Gazette

"Without question, the Raw Hide Gazette is by far the best and most informative and comprehensive Guild publications of all of them! You are to be commended for your very fine and professional efforts. Keep up the good work. With admiration"/signed/ Al & Ann Stohlman, December 1997

Copyright © 2010 by PSLAC, All Rights Reserved

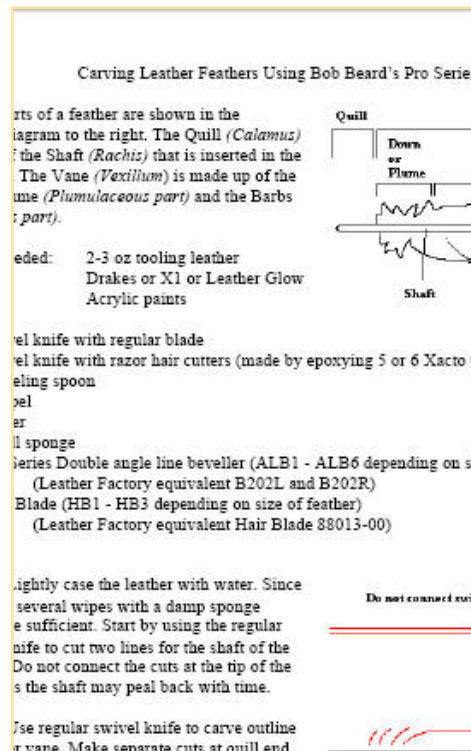
Puget Sound Leather Artisans Co-Op

April 2010

Hide Highlights

Page:

- 2 PSLAC East Updates
- 3 Carving and Painting Leather Feathers
- 5 Holster Class with John Bianchi
- 7 North End Breakfast
- 8 Upcoming Events



Leather Carving and Coloring class went so well that I'd like to donate the Leather Carving tutorial for use by the PSLAC and IILG members.

Just got off the phone with Chan Geer and he agrees so if you are a member of PSLAC please check out the Members Pages for the tutorial at:

www.pslac.org/table_index_member.htm

Ken Bush

Meeting Announcement

NEXT MEETING

April 11th, 2010
1pm-4pm

meeting first and then the
Demonstration: ???

Meeting location, see map on last page

PSLAC East Updates

This past Saturday while I was attending the **Central Valley HS Spring Art show**, **Stan McConnell** and **Dave Torix** presented the **PSLAC-East class** at the **Spokane Leather Factory**. Stan had the class carve and paint a stylized thistle. Dave sharpened some knives, gave a talk on preparing leather for tooling and then demonstrated carving a 1933 Chevrolet Pickup. In the afternoon, they used **Steve Camp's** rigging to teach a braiding and knots class featuring four strand round braid, four strand square braid, a basic terminal knot and a Spanish Ring knot. They finished the day with a clove hitch and a square knot.

Stan took the following photos of the morning carving session, but then got so busy he forgot to take pictures of the afternoon braiding session.

1st Photo: My daughter **Jennifer Maynor** (who actually attended her first class) and my granddaughter **Angelica** are tracing the thistle pattern.

2nd photo: Stan, in a senior moment, forgot to get names of this new student and his Mom.

3rd photo : Another returning student.

4th photo: More returning students


5th photo: Dave Torix preparing to demonstrate carving a 1933 Chevrolet Pickup.

Next Saturday, **Jackie Holliday** and I will be teaching a fee class on carving and painting leather feathers, I will do the carving part and Jackie will be doing the painting part.

Ken Bush

White Rose Leather
11923 E. Fairview Ave.
Spokane Valley, WA 99206

whiterosex@aol.com
509.926.2087



Carving and Painting Leather Feathers

This past Saturday, **Jackie Holliday** and I presented a fee paid class at the **Spokane Leather Factory** on carving and painting leather feathers. We had six students so the class was easy to manage and went quickly.

We chose the side feathers of a Bob White because of its shape and coloring. My part consisted of demonstrating how to carve the feather from 2 to 3 oz veggie tanned leather. Each student made several feathers and then Jackie took over to show them how to paint their feathers using acrylic paints.

This leather feather stuff all started several years ago for me when **Bob Beard** stayed at my house while teaching a class in Spokane. Just before he left, he showed me how to carve leather feathers using veggie tanned cowhide. Afterwards, I took my notes and developed a tutorial which I have been using when I teach PSLAC-East classes here in Spokane. The tutorial is slanted towards using **Bob's Pro Line Tools** but I modified it today to include a reference to **Leather Factory Tools** as well. I also incorporated feedback from the class to flesh out some of the instructions.

To make a long story short, the class went so well that I'd like to donate the tutorial for use by the **PSLAC** and **IILG members**.

Just got off the phone with **Chan Geer** and he agrees.

Ken Bush

White Rose Leather
11923 E. Fairview Ave.
Spokane Valley, WA 99206

whiterosex@aol.com
509.926.2087



Photo 1: Starting with tracing the pattern. Left to right, Cathy Mitchell, Robert Braun, Ken Bush and Jackie Holliday.



Photo 2: Ken showing how to cut out the finished feather.



Photo 3: Robert with his carved feathers.



Photo 6: More checking. Left to right, Jackie, Joe Griner and Bill Wodrich



Photo 4: Painting begins. Left to right, Robert, Jackie and Woody Collins.



Photo 7: Some of the finished feathers.



Photo 5: Checking our techniques. Left to right, Ken, Jackie and Todd Foster .




Photo 8: We always like show and tell. Ken Patience didn't attend the class but did bring his custom shoulder holster.

Photo 9: Another holster from Ken P.



Photo 10: Some of Ken P's carvings.



Holster Class with John Bianchi

This year we decided to go to **Wickenburg** again for the **Leather Trade Show**. When we arrived on the Sunday the town was still busy and hopping with the tail end of the Gold Rush Days. By Monday morning when our Holster Class started, most of the Gold Rush Days folks had departed and the town was a lot quieter. Us leather folks are not so rowdy and excitable!

Herb Rockey from Kennewick came to the class and he will be adding his impressions to this article.

I was glad when Herb said he was interested in doing the class and I thought there would be somebody there that I knew. This would be the third time that I had done the class with **John Bianchi** and **Matt Whitaker** (I'm a slow learner). I was surprised to find **Byron** there (who had taken the first two years that I took it), this was his fourth year. He's been making a different holster each year.

As usually happens at these classes, it doesn't take long for everybody to get to know each other and we were pretty soon interacting like we'd known each other for years! This year there were three other girls taking the class beside myself.

Since I'd done the class two times before I knew what to expect, but, revision was very good. It is amazing how many little things get forgotten when you haven't done the job for awhile. Each time that John and Matt have done the class, it is a little different.

Steve from the **Leather Machine Co. Inc.**, was there and kindly loaned the class two sewing machines for the three day workshop. The machines worked like a dream and were a great time saver. I, of course, had to sew mine by hand and didn't quite get the job done. Had to finish it at home, only had to burnish the edges and dye them then oil and assemble the rig.

John did a separate half day class for pattern making this year. This worked out much better than adding it to the holster class as we were able to accomplish a much wider range of patterns and go into more intricate depths in the pattern construction.

To save a little time Matt had basically cut the parts we needed for the particular gun

we were making the holster for. By lunch time we were well into border stamping our holsters. Gluing the lining to the holster needed a bit of care to line it all up correctly, then carefully trimmed. Final shaping was done by sanding the edges. By the end of day one the holsters were pretty well assembled and set aside.

The second day was pretty much spent sizing, adjusting and border stamping the belt with most of the class getting the lining glued on and Matt working solidly at the sewing machines sewing on bullet loops. Third day was mostly completing the assembly and oiling the rigs. We oiled the rigs about three times giving time in between for the oil to soak in, until each person got the desired color they were looking for.

It was, as usual, a great workshop and I will probably do it again next year if I don't get enough opportunity to make some rigs this year to remember everything I learned.

I am sending some photos with this article and Herb will probably have photos to contribute as well.

Paula Marquis

I don't have much to add since Paula has done a splendid job of telling about the class. There was a great variety of skill levels in





I spent one morning with **Jesse Smith's Class** and a few others talking leather. Jesse has quite a history in saddle making and made it very interesting talking about leather in general. He now handles the **LCI edge coating** in small quantities and had some on hand. Works great.

Herb Rockey



the class which made it interesting. One individual was 95% blind but did a great job of finishing his holster. John Bianchi worked closely with him and his holster turned out great. The class is well worth the cost for anyone who has a desire to learn more about holster making.



North End Breakfast

North End Breakfast was on the 26th of March . We had Ten people and Norm was to set up shop and assemble tools for who wanted which tools.

This was a new restaurant, but it looks like it may work out OK as good lighting for show and tell, and photos. And the owner seems to be willing to do whatever it takes to accommodate the group.

General Seymour



Upcoming Events

Western Washington (Seattle/Tacoma/Everett) PSLAC CURRENT SCHEDULE FOR 2010

- General Member's meetings are on the 2nd Sunday of each Month, (1:00pm till 4.00p.m. approx.) unless specified below.
- Meetings held at Issaquah Valley Senior Center, 75 NE Creek Way, Issaquah. WA. 98027.
- February meetings are held at MacPherson's Leather, 519 12th St. S., Seattle WA.

Change in Start time and order of the meeting and demo:

General Meeting (Start at 1PM) followed by the Mini-Demos (Starts at right after General Meeting) .

April - ???

May - ???

June - ???

July - ???

All-Day Workshops.

April - Workshops will be considered if there are enough subjects and requests.

May - Workshops will be considered if there are enough subjects and requests.

June - Workshops will be considered if there are enough subjects and requests.

Breakfast informal get-together locations:

North breakfast >>> Last Friday of the month at 10:00 AM at: Crossroads Restaurant, 1904 201st Pl. S.E., Bothel. WA.

South breakfast >>> The 3rd Saturday of the month at 8:30 AM at: Oscar's Restaurant, 8726 S. Hosmer St., Tacoma, WA, phone: (253) 548 2419

Eastern Washington (Tri-Cities or Spokane) CURRENT SCHEDULE FOR 2010

Tri-Cities Desert Leathercraft Group (DLG) Member's meetings are on the 3rd Saturday of each Month, unless specified below.

- Informal meetings held at 2532 Banyon St., Richland, WA 99352 (call Bob at 509-392-2589 for directions). Google map reference: +46° 16' 19.20", -119° 18' 32.40"

Spokane PSLAC East Member's meetings are on the 2nd Saturday of each Month, unless specified below.

- Informal meetings are held at: the Spokane Tandy Leather Factory Store, 28 West Boone Ave., Spokane. WA 99201.

General Meeting, Demos and Workshops.

Class is at the Spokane Leather Factory. W 28 Boone in Spokane. Our new hours will be 10 AM to 1 PM. No more split sessions.

PSLAC Members Only Advertisement Page

Any PSLAC Member can advertise leather related products or services, subject to approval. Just send your text, picture and/or logo to stelmack@nwlinc.com



MARQUIS UNIQUE LEATHER ARTISTRY, LLC

I make almost anything that can be made from leather and can be sewn by hand. A lot of my works are 'bespoke items', meaning, one of, individual custom requests, ranging anywhere from books and folders to rifle scabbards, holsters and golf bags, fully carved and stamped, and any and all articles in between, which also includes moulded bowls and pictures.

Phone: (206)-523-6295

Email: marquispg@aol.com

www.marquisuniqueleather.com



Black Horse Leatherworks & Saddlery specializes in high quality & unique custom western tack and apparel. We make some English items such as Schooling chaps & Stall items. We make all our leather items one at a time, by hand per our clients specifications.

C.E. Gessell, Owner

Our Motto: If you can imagine it... we can create it!

Fantastic Leather Burnisher

- ▶ Cuts burnishing time by 80%
- ▶ Improves quality and appearance
- ▶ Consistent finish in a single pass
- ▶ Proven formulated blended wax
- ▶ Burnishes leather from 2 oz. and up



New Edge Finishing System Available



For more information call 509-967-2502

View our eBay Store:

<http://stores.ebay.com/Chaps-and-More>

Visa & Mastercard orders accepted by phone

DIAMOND P LEATHER SHOP PHIL O'NEILL

Saddlery: New, Used-Repair

Custom Made Leather Goods

25051 - 180 Ave SE, Kent WA 98042

Hours By Appointment Or By Chance

(253) 631-9770

This Is A One-Man Outfit

All Custom & Repairs Are Crafted By Myself

Email: wsubarbara@gmail.com

Custom Maker Stamps Grey Ghost Graphics By Jeff Mosby

Custom maker stamps, laser cut acrylic templates and custom tapoffs for the leather craft field.

Custom cut from your artwork at reasonable rates!

P.O. Box 30268, Myrtle Beach, SC 29588

(866) 205-9810 or (843) 903-4788

www.greyghostgraphics.com



Norm Lynds, Toolmaker

Mallets, Modelers, embossing tools, lifters and others on request

Phone: (425) 357-1001

E-mail: sagerat2003@yahoo.com

Leather Big Book Covers
www.leatherbigbookcovers.com
by Bob Stelmack,
Desert Leathercraft LLC

Leather Company Advertisement Page

Support our sponsors and take advantage of the PSLAC Membership Discounts...

Tandy Leather Factory

Offering Members wholesale club discount to PSLAC members

The Leather Factory #21 PORTLAND
Toll Free: 888-277-3360
13221 NE Whitaker Way Portland, OR 97230

Tandy Leather #126 SEATTLE
Toll Free: 866-220-9698
14713 Aurora Ave N Seattle, WA 98133

The Leather Factory #09 SPOKANE
Toll Free: 800-822-8437
28 W Boone Ave Spokane, WA 99201

Tandy Leather #124 TACOMA
Toll Free: 888-222-0510
13819-C Pacific Ave South Tacoma, WA 98444

FERDCO



In the US - Contact Ferdco Toll Free
@ 1-800-645-0197
International - 1-208-689-3006
Fax - 1-208-689-3008
E-mail - ferdco@smgazette.com

Offering a discount to the PSLAC members of a 10% off of any parts and supplies ordered and 2% off of any equipment (sewing machines ,etc.)



Toll Free:
(800) 541-3264
Bee Natural Leather-care
The ultimate in leather care products

P.O. Box 820803, Vancouver, WA. 98682-0018
(360) 891-7178 , FAX: (360) 891-7166
Email: bnatura@pacifier.com

Outside Washington
1-800-343-9949

(206) 328-0855
Fax: 328-0859

MACPHERSON

Leather Company

Leather, Shoe Finding and Saddlery

Offering a 30-40% off retail discount to the PSLAC members

519 - 12th Avenue S.
Seattle, Washington 98144

GLOBAL LEATHERS



Web site: www.globalleathers.com
Telephone : 212-244-5190
Fax : 212-594-7515
e-mail: globalleathers@usa.net
Paul Crystal

Offering a discount to PSLAC members

BRETTUNS VILLAGE LEATHER

Selling odd lots, miscellaneous overstocks, bargain leathers and leathercraft accessories, all from Maine, only online

Sides, Full Hides, Buckles, Key Rings, Laces, Thread, Tools, Rivets, Scrap Pieces, Elk & Buffalo Scrap

Always Free Shipping in the 48 States

www.brettunsvillage.com

Steve Derricott



Twister D Products
301 E. Bower St.
Meridian, Idaho 83742
(208) 884-3766 - Fax (208) 884-3767
A Division of Gfeller Casemakers, Inc.
www.lacemaster.com

Offering a 10% discount to the PSLAC members

Leather, Suede, Skins, Inc.



261 West 35th Street
11th Floor, New York, NY 10001
Tel: (212) 967-6616
Fax: (212) 564-5759
www.leathersuedeskins.com
Email: leather.suede.skis@att.net

Offering a 10% discount to the PSLAC members



Dusty Johnson

PLEASANT VALLEY SADDLE SHOP
1220 S. County Rd. 21
Loveland, CO 80537
Phone: (970) 669-1588
Fax: (970) 669-1589
E-Mail: dusty@pvsaddleshop.com
URL: <http://www.pvsaddleshop.com>

Offering a 20% discount to the PSLAC members

RawHide Gazette

Editor / Publisher: Desert Leathercraft LLC
Co-Founders: Bill Churchill & General Seymour
Treasurer/Secretary: Barbara Lourdes

The **RawHide Gazette** is published monthly (12 times a year). Address for information and correspondence: PSLAC, c/o Barbara Lourdes, PO Box 1144, Auburn, WA, 98071, USA, Email: billing@pslac.org

The **RawHide Gazette** is provided to the Puget Sound Leather Artisans Co-Op as a part of their membership benefits. Annual dues are \$24.00 USD per year.

All submissions are subject to editing for clarity and length. All articles submitted must be accompanied by name, address and permission of writer.

Advertising Rates

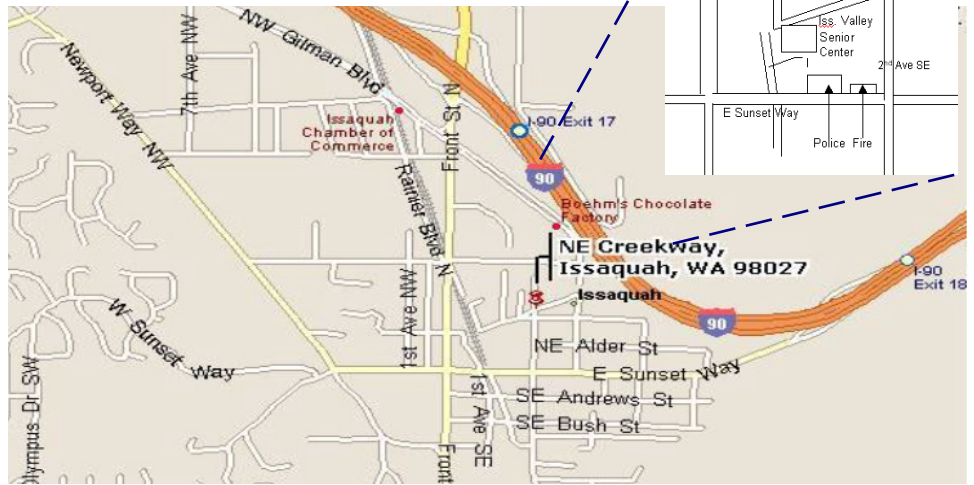
The RawHide Gazette now offers advertising space to interested parties. Ad spaces are as follows:

- 1/4 Page or Business Card \$60 USD
- 1/2 Page.....\$110 USD
- 1 Full Page.....\$200 USD

These rates cover a six month time period. PSLAC members are entitled to a 25% discount. Leather companies supporting PSLAC are given free Business Card size advertisement, additional space at regular rates.

The Puget Sound Leather Artisans Co-Op can be found at:

<http://pslac.org>



Taking I-90

From Auburn: come north on Hwy167, or I-5, then I-405 north, then onto I-90, going east:

From Everett: South on I-5 to 405 South, or to I-90, going east:

From I-90 get off on exit 17/Front St., and bear right onto Front Street. At the third stoplight, turn left onto E Sunset Way, then see below:

Taking Hwy 18 from around Auburn to Issaquah

Get on Hwy 18 going East, from Auburn, it's about 12 miles to Maple Valley, then at about 2 ½ miles after Maple Valley, look for the turn off to Issaquah Hobart Rd SE, turn onto ramp 276th Ave SE and go 0.6 miles, bear left onto Issaquah Hobart Rd SE. It's about 8 ½ miles from there to Issaquah.

Hobart becomes Front Street S, which takes you into downtown Issaquah. Turn right onto E Sunset Way, then see below:

After turning onto E Sunset Way:

go two blocks (past the Police and Fire Stations), turn left onto 2nd Ave SE, go past the old Senior Center building on your left, and a baseball field, then left onto NE Creekway, go almost to the railroad tracks. The new Issaquah Valley Senior Center is a brick building on your left, parking in front of it. There is also parking behind, from Sunset, turn left into the parking area, right before the Police Station (look for a large parking sign on your left), and follow it till you see a kids play ground. **Address: 75 NE Creekway, Issaquah, WA 98027**

PSLAC
c/o Barbara Lourdes
PO Box 1144
Auburn, WA 98071
USA

