

Raw Hide PSLAC Gazette

"Without question, the Raw Hide Gazette is by far the best and most informative and comprehensive Guild publications of all of them! You are to be commended for your very fine and professional efforts. Keep up the good work. With admiration"/signed/ Al & Ann Stohlman, December 1997

Copyright © 2010 by PSLAC, All Rights Reserved


Puget Sound Leather Artisans Co-Op

July 2010

Hide Highlights

Page:

- 1 2010 Bill Churchill Award -- Roger Kaiser
- 2 PSLAC June Meeting
- 3 PSLAC Leather Garage Sale
- 4 PSLAC Desert Contest
- 5 PSLAC Meeting Show & Tell
- 6 Dave Puls' Greenman
- 6 PSLAC Meeting Show & Tell (cont.)
- 7 General & Ann's 50th Wedding Anniversary
- 8 Chan Geer and Basket Stamping in Spokane
- 10 Chan Geer and Howard Miller Clock in Spokane
- 11 Chan Geer's Clock Class Photos
- 12 Renn Fair
- 13 Rocky Mountain Leather Trade Show
- 14 Rocky Mountain Leather Trade Show pictures by Phil & Barbara O'Neill
- 15 Rocky Mountain Leather Trade Show pictures by Phil & Barbara O'Neill
- 16 Mountain Main Show At Monroe, WA
- 17 Upcoming Events



Meeting Announcement


NEXT MEETING

Summer Break!

2010 Bill Churchill Award -- Roger Kaiser

Just like every winner of the Bill Churchill Award, **Roger Kaiser** was no exception and he couldn't say a word, but we all understood. I want to congratulate Roger he really deserves this award. **Len Madison** did a great job presenting the award. I think I lost my job of presenting the award.

Dusty Wert



PSLAC June Meeting





PSLAC Leather Garage Sale

PSLAC Desert Contest



Judy Ferguson made the prize winning dessert "Banana Pudding". There is no prize but if there was she would of won it.





PSLAC Meeting Show & Tell



PSLAC Meeting Show & Tell (cont.)

Dave Puls' Greenman

Every Saturday **Dave Puls** goes to the **Farmers Market** all summer long, to down town Shelton, WA—that is as long as it isn't raining. Dave has a lot of very nice items to sell and since he has the same place at the Market he does a nice business now. Everyone that is a vender gets to know one another through the summer. So, there is a lot of selling to each others specially on a slow day. When anyone asks: "Can you make a special order?" He says: "I can try to make anything."

Last year the guy who sells his veggies asked about a photo album with his logo on it. Dave asked to see the logo and he agreed to give it a try. The Greenman's Garden drew a tree with a face and wanted it to be on the cover of the custom photo album.

Dave thought he had the leather that would be ideal for this job. He tooled the logo and then antiqued it. However, the problem with the antique job was the leather he used. Even though he cleaned the hide with deglazer the **Tandy EF Antique Gel** wouldn't take properly. Dave said "Other things I have made from this hide, used dye on also wouldn't dye properly". Even when Dave had problems with the antiquing the album had a real unique look. The Greenman was happy with the album and that is what we all try to do "Have a Happy Customer".

Dusty Wert



General & Ann's 50th Wedding Anniversary

General and Ann Seymour had their 50th Wedding Anniversary last weekend and their house was full of guests, family and friends, to wish them all the best. **Dusty's** photos show a photo frame that was made and the left hand side was blank for all the guests to sign.

Lots of food, good company, and General looked pretty pleased with himself for his 50 years. I asked Ann if during those 50 years she had ever considered divorce. She said "DIVORCE, hell NO.... murder...yes!" Despite that, she looked pretty pleased with herself and General.

Paula & Dusty



Chan Geer and Basket Stamping in Spokane

We brought **Chan Geer** in to teach us how to **Basket Stamp** as well as tool a **Howard Miller Clock**. Due to the economy, the class size was smaller than normal and then it was further reduced when several participants had to pull out due to unforeseen issues. The rest of us soldiered on and had a blast.

In order to cut costs, we had the basket stamping class at my house in the Spokane Valley. Rain forced us indoors from the deck so we were somewhat cramped and the lighting was suspect. In the morning, Chan showed us how to do various basket stamp patterns such as the arrowhead, spiral, circular and square cross patterns to name a few. In the afternoon, he had us design our own notebook covers using what we learned in the morning. I did OK until I chose the wrong meandering tool and ended up with what Chan calls a "Happy learning experience". The more I tried to correct, the worse it got until in utter frustration I literally flattened it down.

Chan also showed up with **Hides-To-Art's** new line of basket stamps which he asked us to test drive. They are unusual in that they come in matched sets of basket stamp and border stamp. They were reasonable in price with very crisp and clean impressions and the red powder coating ferruled handles were very unique. Of course, this being a Chan Geer class, we all think we are pranksters so we gave each set a nickname identifying its appearance. One set we called "Ferdinand" and I'd buy it in a heartbeat



but I think the design is being reworked as we speak. Might have been something to do with the name. That night I called **Kevin Adams** to tell him that I bent his favorite one, but he didn't buy it for one minute. I might have been more convincing if Chan hadn't started snickering in the background. Currently Kevin only has three sets available with more on the way. You can check out his introductory offer at www.hidestoart.com.

We were somewhat cramped, but managed none the less. (L to R) **Steve Camp, Ken Bush, Jackie Holliday, Woody Collins, Carlene Lita and Ron Litz**

Ken Bush
White Rose Leather
11923 E. Fairview Ave.
Spokane Valley, WA 99206

whiterosex@aol.com
509.926.2087



Chan Geer's Basketweave Class Photos



Chan Geer and Howard Miller Clock in Spokane

Chan's three-day class on **Covering a Howard Miller Clock** was held at **Ron Litz's** house in Coeur d'Alene Idaho. The change in venue was because Ron convinced us that the lighting was better in his garage/studio. He was right and the snacks were even better because **Carlene Litz** took charge of that. Her maple bars, blueberry muffins and peach cobbler were the hit of our breaks.

Did we have fun? You bet we did! If you have ever attended one of Chan's classes, you know that you have to be quick on your feet. We all took turns viewing for the winning repartee.

Besides the normal tooling stuff, what else did we learn?

- Make a template of your clock's back locating the hanger and screw holes. No two clocks had the same hole placement. Each was slightly off.
- Pay attention when gluing by not gluing right up to the holes. Makes it easier to remove the leather that you cut away to reveal the holes. Trust me on this one.
- Cut the leather backing flush with the clock edges and **DON'T** burnish the edges. You need a clean flat surface when gluing the sides down. This one I got right.
- Use a sharp pointed Xacto knife instead of a scalpel to do the filigree. The scalpel blades are too fragile and the blood must be removed quickly before it stains, Trust me on this one too. Glue and sharp objects are not my forte. The class was taking bets on how many blades I could break with each filigree section.

After we finished the class, we took a vote. For next year, everyone wanted to repeat the Clock class and also decided to have the one day class be on tooling various flowers and leaves. So here comes the pitch. Be the first on your block to sign up for next year's class. I'll send out the info as soon as we finalize it.

Ken Bush

White Rose Leather
11923 E. Fairview Ave.
Spokane Valley, WA 99206

whiterosex@aol.com
509.926.2087



Chan Geer's Clock Class Photos



inished clocks



The Motley crew again



Ron Litz and Carlene Litz getting ready to assemble their clocks.



Jackie Holiday and Woody Collins hard at work.



Ken Bush applying antique to the back of the clock.

Chan Geer showing Carlene Litz the finer points of tooling.





Renn Fair

One of our **Desert Leather Group (DLG)** members, **Michael**, is involved with the Renaissance Faire activities and made this leather plating, leg and arm protections. Michael and his wife joked about the amount of leather to purchase. Michael said to his wife: "Do you think one-half a hide will be enough since I am a big guy?" She said, without batting an eye: "Well it was enough for the cow!". Michael did confide with me that there was little spare left when he was done. I think it looks pretty good and did stop the sword when giving a demonstration to the visitors to the Faire.

Bob Stelmack
Richland, WA



Rocky Mountain Leather Trade Show

Sheridan, Wyoming
May 21-23, 2010

Dot with David's help had a great show. (Bill had just passed away early May) It was well worth the drive from Seattle to Sheridan We made it in time for the **King Saddlery Gathering Thursday** night. A big rain storm hit just before the party was to begin, but it didn't dampen the crowd.

Sheridan Leather Outfitters had a very good picnic Friday night. The weather cooperated—no rain. We were able to comfortably sit outside.

Lots of great suppliers, were there to show items and demonstrate equipment. Many were selling out fast. Phil came home with a few treasures and has several others on order. Phil took **Chan Geer's class on 'Tooling Fancy Borders'**, which was very impressive with excellent handouts.

The Saturday evening Awards reception at the Sheridan Inn went very well. We thought the heavy Hors d'oeuvre buffet went well. Plenty of food and faster than a sit down served dinner. We were also able to mingle and not be in the way of food servers. Dot vowed with the some helpers to continue the show as a tribute to Bill and his ideas and work.


Phil & Barbara O'Neill





Rocky Mountain Leather Trade Show pictures by Phil & Barbara O'Neill





Rocky Mountain Leather Trade Show pictures by Phil & Barbara O'Neill

Mountain Man Show At Monroe, WA

The annual **Mountain Man Show** at Monroe (Washington State) is held on the 2nd Weekend in March which coincides with our Club meeting on the 2nd Sunday at Issaquah. **Ken Eriksen** who belongs to the Mountain Man Group always has a stand and misses our meeting that Sunday.

Ken always has some leather items for sale, mostly deer hide to fit in with the Mountain Man theme and **Bonnie** has some nice jewelry items for sale.

I always go to the Mountain Man Show (on the Saturday) as it is a lot of fun, everybody getting dressed up in costume with lots of tables and many interesting items to look at and buy. I picked up a couple of nicely curved antler pieces this year to use for burnishing the edges of my leather. My friend **Mary** found a couple of books that she wanted.

A couple of friends come with us and we spent some 3 to 5 hours (until our feet give out!) walking around looking at all the interesting things. Spent some time this year talking to a gentleman who does scrimshaw and had some beautiful examples of his work and I had to take some photos. Also, talked to a gentleman who made various types of arrows, target arrows, hunting arrows and various others. I did not realize that arrows varied so much.

There were also lots of beautiful pelts to buy. There was an absolutely gorgeous wolf skin, but, alas, I didn't take enough money with me! Maybe next year. My friend that came with me bought a couple of books, and her grandson that came too bought a black powder pistol for himself.

To see everything that was there it would have been necessary to spend all day of each day.

Always an interesting show to go to and a lot of fun. We'll see you there again next year Ken.

Paula Marquis



Ken & Bonnie Eriksen



Scrimshaw work



First close-up of scrimshaw



2nd close-up of scrimshaw



Fletcher/Arrowsmith at work.



Explaining the details of arrowmaking.



Gorgeous wolf skin



Tandy's stand with Andy Stasiak

Upcoming Events

Western Washington (Seattle/Tacoma/Everett) PSLAC CURRENT SCHEDULE FOR 2010

- General Member's meetings are on the 2nd Sunday of each Month, (1:00pm till 4.00p.m. approx.) unless specified below.
- Meetings held at Issaquah Valley Senior Center, 75 NE Creek Way, Issaquah. WA. 98027.
- February meetings are held at MacPherson's Leather, 519 12th St. S., Seattle WA.

Change in Start time and order of the meeting and demo:

General Meeting (Start at 1PM) followed by the Mini-Demos (Starts at right after General Meeting) .

All-Day Workshops.

Breakfast informal get-together locations:

North breakfast >>> Last Friday of the month at 10:00 AM at: Crossroads Restaurant, 1904 201st Pl. S.E., Bothel. WA.

South breakfast >>> The 3rd Saturday of the month at 8:30 AM at: Oscar's Restaurant, 8726 S. Hosmer St., Tacoma, WA, phone: (253) 548 2419

Eastern Washington (Tri-Cities or Spokane) CURRENT SCHEDULE FOR 2010

Tri-Cities Desert Leathercraft Group (DLG) Member's meetings are on the 3rd Saturday of each Month, unless specified below.

- Informal meetings held at 2532 Banyon St., Richland, WA 99352 (call Bob at 509-392-2589 for directions). Google map reference: +46° 16' 19.20", -119° 18' 32.40"

Spokane PSLAC East Member's meetings are on the 2nd Saturday of each Month, unless specified below.

- Informal meetings are held at: the Spokane Tandy Leather Factory Store, 28 West Boone Ave., Spokane. WA 99201.

General Meeting, Demos and Workshops.

Class is at the Spokane Leather Factory. W 28 Boone in Spokane. Our new hours will be 10 AM to 1 PM. No more split sessions.

PSLAC Members Only Advertisement Page

Any PSLAC Member can advertise leather related products or services, subject to approval. Just send your text, picture and/or logo to stelmack@nwlink.com



MARQUIS UNIQUE LEATHER ARTISTRY, LLC

I make almost anything that can be made from leather and can be sewn by hand. A lot of my works are 'bespoke items', meaning, one of, individual custom requests, ranging anywhere from books and folders to rifle scabbards, holsters and golf bags, fully carved and stamped, and any and all articles in between, which also includes moulded bowls and pictures.

Phone: (206)-523-6295

E-mail: marquispg@aol.com

www.marquisuniqueleather.com



Black Horse Leatherworks & Saddlery specializes in high quality & unique custom western tack and apparel. We make some English items such as Schooling chaps & Stall items. We make all our leather items one at a time, by hand per our clients specifications.

C.E. Gessell, Owner

Our Motto: If you can imagine it... we can create it!

Fantastic Leather Burnisher

- ▶ Cuts burnishing time by 80%
- ▶ Improves quality and appearance
- ▶ Consistent finish in a single pass
- ▶ Proven formulated blended wax
- ▶ Burnishes leather from 2 oz. and up



New Edge Finishing System Available



For more information call 509-967-2502

View our eBay Store:

<http://stores.ebay.com/Chaps-and-More>
Visa & Mastercard orders accepted by phone

DIAMOND P LEATHER SHOP PHIL O'NEILL

Saddlery: New, Used-Repair

Custom Made Leather Goods

25051 - 180 Ave SE, Kent WA 98042

Hours By Appointment Or By Chance

(253) 631-9770

This Is A One-Man Outfit

All Custom & Repairs Are Crafted By Myself

E-mail: wsubarbara@gmail.com

Custom Maker Stamps Grey Ghost Graphics By Jeff Mosby

Custom maker stamps, laser cut acrylic templates and custom tapoffs for the leather craft field. Custom cut from your artwork at reasonable rates!

P.O. Box 30268, Myrtle Beach, SC 29588

(866) 205-9810 or (843) 903-4788

www.greyghostgraphics.com



Norm Lynds, Toolmaker

Mallets, Modelers, embossing tools, lifters and others on request

Phone: (425) 357-1001

E-mail: sagerat2003@yahoo.com

Leather Big Book Covers www.leatherbigbookcovers.com by Bob Stelmack, Desert Leathercraft LLC

Leather Company Advertisement Page

Support our sponsors and take advantage of the PSLAC Membership Discounts...

Tandy Leather Factory

Offering Members wholesale club discount to PSLAC members

The Leather Factory #21 PORTLAND
Toll Free: 888-277-3360
13221 NE Whitaker Way Portland, OR 97230

Tandy Leather #126 SEATTLE
Toll Free: 866-220-9698
14713 Aurora Ave N Seattle, WA 98133

The Leather Factory #09 SPOKANE
Toll Free: 800-822-8437
28 W Boone Ave Spokane, WA 99201

Tandy Leather #124 TACOMA
Toll Free: 888-222-0510
13819-C Pacific Ave South Tacoma, WA 98444

FERDCO



In the US - Contact Ferdco Toll Free
@ 1-800-645-0197
International - 1-208-689-3006
Fax - 1-208-689-3008
E-mail - ferdco@smgazette.com

Offering a discount to the PSLAC members of a 10% off of any parts and supplies ordered and 2% off of any equipment (sewing machines ,etc.)

Outside Washington
1-800-343-9949

(206) 328-0855
Fax: 328-0859

MACPHERSON

Leather Company

Leather, Shoe Finding and Saddlery

Offering a 30-40% off retail discount to the PSLAC members

519 - 12th Avenue S.
Seattle, Washington 98144



Toll Free:
(800) 541-3264
**Bee Natural
Leather-
care**

*The ultimate in
leather care prod-
ucts*

P.O. Box 820803, Vancouver, WA, 98682-0018
(360) 891-7178 , FAX: (360) 891-7166
E-mail: bnatura@pacifier.com

GLOBAL LEATHERS



Web site: www.globalleathers.com
Telephone : 212-244-5190
Fax : 212-594-7515
E-mail: globalleathers@usa.net
Paul Crystal

Offering a discount to PSLAC members

BRETTUNS VILLAGE LEATHER

Selling odd lots, miscellaneous overstocks,
bargain leathers and leathercraft
accessories, all from Maine, only online

Sides, Full Hides, Buckles, Key Rings, Laces, Thread,
Tools, Rivets, Scrap Pieces, Elk & Buffalo Scrap

Always Free Shipping in the 48 States

www.brettunsvillage.com

Steve Derricott



Twister D Products
301 E. Bower St.
Meridian, Idaho 83742
(208) 884-3766 - Fax (208) 884-3767
A Division of Gfeller Casemakers, Inc.
www.lacemaster.com

Offering a 10% discount to the PSLAC members

Leather, Suede, Skins, Inc.



261 West 35th Street
11th Floor, New York, NY 10001
Tel: (212) 967-6616
Fax: (212) 564-5759
www.leathersuedeskins.com
Email: leather.suede.skis@att.net

Offering a 10% discount to the PSLAC members



Dusty Johnson

PLEASANT VALLEY SADDLE SHOP
1220 S. County Rd. 21
Loveland, CO 80537
Phone: (970) 669-1588
Fax: (970) 669-1589
E-Mail: dusty@pvsaddleshop.com
URL: <http://www.pvsaddleshop.com>

Offering a 20% discount to the PSLAC members

RawHide Gazette

Editor / Publisher: Desert Leathercraft LLC
Co-Founders: Bill Churchill & General Seymour
Treasurer/Secretary: Barbara Lourdes

The **RawHide Gazette** is published monthly (12 times a year). Address for information and correspondence: PSLAC, c/o Barbara Lourdes, PO Box 1144, Auburn, WA, 98071, USA, E-mail: billing@pslac.org

The **RawHide Gazette** is provided to the Puget Sound Leather Artisans Co-Op as a part of their membership benefits. Annual dues are \$24.00 USD per year.

All submissions are subject to editing for clarity and length. All articles submitted must be accompanied by name, address and permission of writer.

Advertising Rates

The RawHide Gazette now offers advertising space to interested parties. Ad spaces are as follows:

- 1/4 Page or Business Card \$60 USD
- 1/2 Page.....\$110 USD
- 1 Full Page.....\$200 USD

These rates cover a six month time period. PSLAC members are entitled to a 25% discount. Leather companies supporting PSLAC are given free Business Card size advertisement, additional space at regular rates.

The Puget Sound Leather Artisans Co-Op can be found at:

<http://pslac.org>



Taking I-90

From Auburn: come north on Hwy167, or I-5, then I-405 north, then onto I-90, going east:

From Everett: South on I-5 to 405 South, or to I-90, going east:

From I-90 get off on exit 17/Front St., and bear right onto Front Street. At the third stoplight, turn left onto E Sunset Way, then see below:

Taking Hwy 18 from around Auburn to Issaquah

Get on Hwy 18 going East, from Auburn, it's about 12 miles to Maple Valley, then at about 2 ½ miles after Maple Valley, look for the turn off to Issaquah Hobart Rd SE, turn onto ramp 276th Ave SE and go 0.6 miles, bear left onto Issaquah Hobart Rd SE. It's about 8 ½ miles from there to Issaquah.

Hobart becomes Front Street S, which takes you into downtown Issaquah. Turn right onto E Sunset Way, then see below:

After turning onto E Sunset Way:

go two blocks (past the Police and Fire Stations), turn left onto 2nd Ave SE, go past the old Senior Center building on your left, and a baseball field, then left onto NE Creekway, go almost to the railroad tracks. The new Issaquah Valley Senior Center is a brick building on your left, parking in front of it. There is also parking behind, from Sunset, turn left into the parking area, right before the Police Station (look for a large parking sign on your left), and follow it till you see a kids play ground. **Address: 75 NE Creekway, Issaquah, WA 98027**

PSLAC
c/o Barbara Lourdes
PO Box 1144
Auburn, WA 98071
USA

