

RawHide Gazette

"Without question, the RawHide Gazette is by far the best and most informative and comprehensive Guild publications of all of them! You are to be commended for your very fine and professional efforts. Keep up the good work. With admiration"

/signed/

Al & Ann Stohman, December 1997

Copyright © 2011 by PSLAC, All Rights Reserved

Puget Sound Leather Artisans Co-Op

March 2011

Hide Highlights

Page

- 1 Mike Foley's Folder
- 2 MacPherson Leather Meeting
- 3 DLG February Meeting
- 4 Editorial and Other Stuff
- 5 & 6 Tool Modifications
- 7 PSLAC Current Schedule
- 8 Chan Geer Class Update
- 9 Drill Punch Sets

Next Meeting on Sunday March 13th at 1:00 PM

General meeting starts at 1:00 PM followed by demo—This month we will work on the six sided box project

Meet at The Issaquah Valley Senior Center Address 75 NE Creekway, Issaquah WA 98027


(See last page for map)

Mike Foley's latest Folder




Mike Foley is just one of the talented Leather Artisans in our group. He was in need of a new folder to hold a note pad so he came up with this design.

Mike draws many of his own tooling designs and is being corralled into offering a demo or perhaps even a class on the design techniques needed to produce a similar folder.



More pictures on page 2



The back of Mike's Folder



The inside

February meeting at MacPherson Leather Co.



Ken, General and Barbara

Around 1 PM Sunday February 13th a bunch of us descended on MacPherson Leather in Seattle for our annual chance to dig around in the back room and sales floor to find the treasures that can exist for leather workers. Do I sound excited? I should; this is a rare opportunity for any leather crafter, to be able to walk around and check out many of the shoe findings, sole materials, harness and saddle hardware, the list just goes

on! See the article on Hand Sewing Block Construction next month to get an idea of some of the hard to find items this store has to offer.

I found a couple of things I couldn't live without.... A 2" Osborne Strap End Punch just screamed to be purchased (OK I'm a tool junkie-isn't every Leatherworker?) and a calendar.

Of course there is a large stock

of leather (almost anything you can imagine), tools, finishes, sewing supplies including a large assortment of English and US sewing needles.

They can (and do) ship anywhere, just call - ask for Patrick or Jerry.

MacPherson Leather Co.
206-328-0855 1-800-343-9949
519 12th Ave S. Seattle, WA
www.macphersonleather.com

DLG Desert Leathercraft Group

We had our monthly (3rd Saturday) meeting of the Desert Leathercraft Group (DLG). James Polson gave a demonstration of Sheridan style (ala Chan Geer style) for the members. James brought his fine collection of Barry King stamping tools and



showed us step-by-step how they were used to create a sample Sheridan style leather carving. The meeting was lightly attended this month and those who missed it, missed some good tips and

tricks. Members attending were: Herb Rockey, Dal Hoover, Randy Black and Bob Stelmack. We also discussed the projects we will take to the 4H building during the Benton/Franklin County Fair this summer. Show up next month--some free leather to be given away!

Bob S.
Desert Leathercraft LLC
www.leatherbigbookcovers.com



Barry King Tools



James Polson



**Herb Rockey and Dal Hoover
watch James demo**



From the PSLAC Archives

I've been looking through the thousands of files and photos in the PSLAC Archive and I've found some real treasures. I'll publish some of those each month. Some are examples of unique and great techniques or just something that caught my eye. If you have any old photos you'd like to share please send them along and I'll put them in as we have the space. -rog-

Co-Founders of PSLAC General and Bill - 1999



Fly Wallet - Members Construction Article Available



Give me a couple of days.... -rog-



Editorial and other stuff

As I sit at my desk looking out over a winter wonderland (it does snow in the Pacific North West - sometimes even in late February...) the thoughts running through my mind bring me to the conclusion we leather crafters have a great hobby or business. Few can say they truly love their job, but I'll bet nearly every leather craftsman does. There is a culture amongst leather workers to freely share techniques, tips and hints. This interest in the betterment of a fellow craftsman doesn't always exist in other fields. We are fortunate to be able to sit with some leather, tools, paints and finishes and produce our own pieces of art.

In the light of sharing I'd like to ask that each of you e-mail me with your hints and tips even if it is in the "everyone knows that" category and I'll try to publish those as "fillers". Those of you who have edited newsletters know getting stuff to fit and having enough content is always a challenge. Any articles, tips, hints, photos or other info you have for the **RawHide Gazette** can be sent to webmaster@pslac.org That way I can have just one place to check for all things PSLAC. OK, that may sound a bit selfish but I don't want to miss anything and checking for stuff in 5 different e-mail accounts was just asking for something to go missing! In any case thanks for all of your consideration as we move forward.

I've made a couple of changes, one is to make the type larger for "old eyes" (got accused of that in a meeting last week when I reached for my reading glasses...) now the majority of the **RawHide Gazette** is in 12 Point type. Another is to make more detail available in the photos - Zoom in, check 'em out!

Enough of my ramblings, the dog is stirring around under the desk (small desk, big dog - but he keeps my feet warm...) and I suspect he wants me to let him out to do dog things in the snow so I'll sign off for now.
-rog-

Roger Kaiser - editor

Send articles, tips or critiques to: webmaster@pslac.org

Tool Modification



Many times with a stock stamp you just cannot get the look that you want. So, tool modification is in order. I'll be the first to admit that I would have to think LONG and HARD before I did this with a tool from Bob Beard or Barry King, but those from Tandy are reasonable enough, and the results worth while.



For this modification, I selected the grass tool F916. As it is produced, with the 7 blades, many times it just doesn't fit the area or just doesn't look right. I have modified

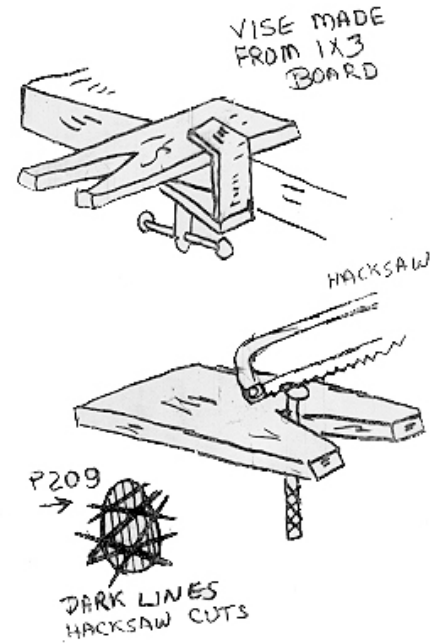
2 tools by making them 5 and 3 bladed. I did this by removing one blade from either side of one tool, and 2 blades off either side of the other.

This is very easy to do. As they are plated, I first grind off the plating and slightly into the body of the tool. Use grinder, sandpaper, a Dremel tool with a sanding drum or a belt sander. Go very slowly and gently. I then clamped the tools in my vise and using a flat file, removed the rest of the metal to even with the bottom of the valley. From the bottom of the valley, I left the body of the tool slightly tapered out into the body. This gives a nice clean edge from the cutting edge of the blade upward. I then polished the edges with a piece of 600 wet and dry sandpaper to remove any remaining file marks. - Norm



More Tools and Tool Modifications

The stamps are from 1995-98 and were handmade from Nails and Bolts
(Check out the 1996 members article by: Bill Churchill <http://pslac.org/member/stamp.htm>)



Here's a simple one - A P233 cut off and used in a swivel handle
Other stamping tools could be used also—Bevelers, Figure tools?

P209 "background" tool



Handmade Tools from bolts & large nails



Western Washington (Seattle/Tacoma/Everett)
PSLAC CURRENT SCHEDULE FOR 2011

General Member's meetings are on the 2nd Sunday of each Month unless specified below. 1:00 PM to 4:00 PM approx.

- Meetings held at Issaquah Valley Senior Center, 75 NE Creek Way, Issaquah, WA 98027 General meeting start at 1:00 PM followed by the mini-demos

Breakfast informal get-together locations:

North Breakfast >>> Last Friday of the month at 10:00 AM. Lake Forest Park Town Centre. 17917 Bothell Everett Hwy, Bothell, WA 98012 Bothell Way N, bordered by 170th N. & Ballinger Way N. Meet in the Third Place Books eating area

South Breakfast >>> 3rd Saturday of the month at 8:30 AM. Oscar's Restaurant, 8726 S. Hosmer St. Tacoma, WA

All Day Workshops:

Brad Martin 3 Day Workshop Southwest Leather Pot (more details forthcoming)

Dates: August 12, 13 & 14, 2011 \$360

Time: TBD (watch this space)

Location: TBD (watch this space)

Eastern Washington (Tri –Cities) Desert LeatherCraft Group (DLG)
PSLAC CURRENT SCHEDULE FOR 2011

Tri-Cities Desert LeatherCraft Group Member's meetings are on the 3rd Saturday of each month unless specified below:

- Informal meetings held at 2532 Banyon St. Richland, WA 99352 (Call Bob at 509-392-2589 for directions). Google map reference +46 16' 19.20", -119 18' 32.40"

Eastern Washington (Spokane) PSLAC East
PSLAC CURRENT SCHEDULE FOR 2011

PSLAC East Member's meetings are on the 2nd Saturday of each Month unless specified below. 10:00 AM to 1:00 PM approx.

- Informal meetings held at Spokane Tandy Leather Factory Store, 28 West Boone Ave. Spokane WA 99201 Contact Ken Bush for time, date (normally the 2nd Saturday) & details.

Ken Bush

White Rose Leather

11923 E. Fairview Ave.

Spokane Valley, WA 99206

whiterosex@aol.com 509.926.2087

All Day Workshops:

Continued on next page

All Day Workshops:

Chan Geer Wallet and Lacing Classes

Dates: Lacing class: June 09, 2011 (Thursday) \$110. A \$65 non refundable deposit is required to reserve your spot

Wallet class: June 10 – 12, 2011 (Friday/Saturday/Sunday) \$220. A \$110 non refundable deposit is required to reserve your spot. Take both classes and the total cost is reduced by \$25.

Time: 8 AM to 5 PM Thursday, Friday and Saturday, 10 AM to 2 PM Sunday

Location: **Lions Club, 16114 N. Meyer Rd, Rathdrum, Idaho**

Peter Main Leather Embossing Class

Dates: Sep 10 – 11, 2011 (Sat/Sun) \$255. A \$125 non refundable deposit is required to reserve your spot. All supplies will be included in the cost. A maximum of 12 spots are available and the deadline for registration is Aug 5, 2011.

Time: 8 AM to 5 PM Saturday/Sunday

Location: **Lions Club, 16114 N. Meyer Rd, Rathdrum, Idaho**

Chan Geer Class Update

Chan sent me his latest pictures for the wallet class so you can get a better idea of what the class will be about. First we will be creating a wallet from scratch and after that is finished, we will make several more versions of the interior which you can use later at home in creating more wallets. The lacing class will precede this wallet class so you can put what you learn there to good use.

Hope to see you in class June 9 - 12.
Please contact me if you have questions.

Ken Bush
White Rose Leather
11923 E. Fairview Ave.
Spokane Valley, WA 99206

whiterosex@aol.com



Drill Punches:

Did I tell you I'm a tool junkie? Sure and one of my favorite places to check for stuff is Harbor Freight Tools. Not because they have the best necessarily but rather they have interesting, affordable and often very serviceable things. A new item fits that description.

Have you ever had to punch several hundred 1/2" holes in 5-6 oz leather in an afternoon? I have and my right arm felt it for days from swinging the mallet! I started looking for a solution and I found one on eBay for \$20. A set of 8 Drill Punches ranging from 1/8" to 1/2" - kind of an industrial version of the



Yankee Screw Punch. Now I could use a drill press or cordless drill to easily punch those holes & save my arm. A handy side benefit is the hole edges are nicely burnished.

My local Harbor Freight store just started carrying a 6 piece Hollow Punch Set - Item 67030 (3/16" to 1/2") for \$9.99. These tools are fairly sharp from the factory. They need polishing of course but some 600 grit wet/dry sandpaper, a drill & some jewelers rouge on a leather strop



Favorite Quotes:

Memories of our lives, works and deeds will continue in others - Rosa Parks

Duhooo! - Homer Simpson



board fixed 'em up. I'll guess the punches will last longer than the drill I use and folks—That's a Makita.... They certainly are worth the \$10 price tag! -rog-

PSLAC Members Only Advertisements

Any PSLAC Member can advertise leather related products or services subject to approval. Just send your text, pictures and/or logo to webmaster@pslac.org

Leather Accents

Custom Stitching Horses & Clams

John Wickstrom—Maker

Beautiful handcrafted wood Call for information 360-456-1688



Leather Big Book¹ Covers

www.leatherbigbookcovers.com

by Bob Stelmack,

Desert Leathercraft LLC

Let your imagination run wild and have a Custom Leather Big Book¹ Cover made for you. The covers will be "one-of-kind" and are quite striking.



The Big Book is a registered trademark of Alcoholics Anonymous World Services, Inc.

PSLAC Members Only Advertisement Page

Any PSLAC Member can advertise leather related products or services, subject to approval. Just send your text, picture and/or logo to webmaster@pslac.org



MARQUIS UNIQUE LEATHER ARTISTRY, LLC

I make almost anything that can be made from leather and can be sewn by hand. A lot of my works are 'bespoke items', meaning, one of, individual custom requests, ranging anywhere from books and folders to rifle scabbards, holsters and golf bags, fully carved and stamped, and any and all articles in between, which also includes moulded bowls and pictures.

Phone: (206)-523-6295

E-mail: marquispg@aol.com

www.marquisuniqueleather.com



Black Horse Leatherworks & Saddlery specializes in high quality & unique custom western tack and apparel. We make some English items such as Schooling chaps & Stall items. We make all our leather items one at a time, by hand per our clients specifications.

C.E. Gessell, Owner

Our Motto: If you can imagine it... we can create it!

Fantastic Leather Burnisher

- ▶ New and Improved
- ▶ Faster than ever
- ▶ Cuts burnishing time by 90%
- ▶ Improves quality and appearance
- ▶ Consistent finish in a single pass
- ▶ New products available



For more information call 509-946-4247
View our eBay Store:
<http://stores.ebay.com/scentofleather>
Visa & Mastercard orders accepted by phone

New Edge Finishing System Available

DIAMOND P LEATHER SHOP PHIL O'NEILL

Saddlery: New, Used-Repair
Custom Made Leather Goods
25051 - 180 Ave SE, Kent WA 98042
Hours By Appointment Or By Chance
(253) 631-9770

This Is A One-Man Outfit
All Custom & Repairs Are Crafted By Myself
E-mail: wsubarbara@gmail.com

Custom Maker Stamps Grey Ghost Graphics By Jeff Mosby

Custom maker stamps, laser cut acrylic templates and custom tapoffs for the leather craft field. Custom cut from your artwork at reasonable rates!

P.O. Box 30268, Myrtle Beach, SC 29588
(866) 205-9810 or (843) 903-4788

www.greyghostgraphics.com



Norm Lynds, Toolmaker

Mallets, Modelers, embossing tools, lifters and others on request

Phone: (425) 357-1001

E-mail: sagerat2003@yahoo.com

Leather Big Book Covers
www.leatherbigbookcovers.com
by Bob Stelmack,
Desert Leathercraft LLC

Leather Company Advertisement Page

Support our sponsors and take advantage of the PSLAC Membership Discounts...

Tandy Leather Factory

The Leather Factory #21 PORTLAND
Toll Free: 888-277-3360
13221 NE Whitaker Way Portland, OR 97230

Tandy Leather #126 SEATTLE
Toll Free: 866-220-9698
14713 Aurora Ave N Seattle, WA 98133

The Leather Factory #09 SPOKANE
Toll Free: 800-822-8437
28 W Boone Ave Spokane, WA 99201

Tandy Leather #124 TACOMA
Toll Free: 888-222-0510
13819-C Pacific Ave South Tacoma, WA 98444

FERDCO



In the US - Contact Ferdco Toll Free
@ 1-800-645-0197
International - 1-208-689-3006
Fax - 1-208-689-3008
E-mail - ferdco@smgazette.com

Offering a discount to the PSLAC members of a 10% off of any parts and supplies ordered and 2% off of any equipment (sewing machines ,etc.)



Toll Free:
(800) 541-3264
Bee Natural Leather-care
The ultimate in leather care products

P.O. Box 820803, Vancouver, WA, 98682-0018
(360) 891-7178 , FAX: (360) 891-7166
E-mail: bnatura@pacifier.com

Outside Washington
1-800-343-9949

(206) 328-0855
Fax: 328-0859

MACPHERSON

Leather Company

Leather, Shoe Finding and Saddlery

Offering a 30-40% off retail discount to the PSLAC members

519 - 12th Avenue S.
Seattle, Washington 98144

GLOBAL LEATHERS



Web site: www.globalleathers.com
Telephone : 212-244-5190
Fax : 212-594-7515
E-mail: globalleathers@usa.net
Paul Crystal

Offering a discount to PSLAC members

BRETTUNS VILLAGE LEATHER

Selling odd lots, miscellaneous overstocks,
bargain leathers and leathercraft
accessories, all from Maine, only online

Sides, Full Hides, Buckles, Key Rings, Laces, Thread,
Tools, Rivets, Scrap Pieces, Elk & Buffalo Scrap

Always Free Shipping in the 48 States

www.brettunsvillage.com

Steve Derricott



Twister D Products
301 E. Bower St.
Meridian, Idaho 83742
(208) 884-3766 - Fax (208) 884-3767
A Division of Gfeller Casemakers, Inc.
www.lacemaster.com

Offering a 10% discount to the PSLAC members

Leather, Suede, Skins, Inc.



261 West 35th Street
11th Floor, New York, NY 10001
Tel: (212) 967-6616
Fax: (212) 564-5759
www.leathersuedeskins.com
Email: leather.suede.skins@att.net

Offering a 10% discount to the PSLAC members



Dusty Johnson

PLEASANT VALLEY SADDLE SHOP
1220 S. County Rd. 21
Loveland, CO 80537
Phone: (970) 669-1588
Fax: (970) 669-1589
E-Mail: dusty@pvsaddleshop.com
URL: <http://www.pvsaddleshop.com>

Offering a 20% discount to the PSLAC members

Rawhide Gazette

Editor/Publisher: Roger Kaiser
Co-Founders: Bill Churchill & General Seymour
Treasurer/Secretary: Barbara Lourdes
Directors: General Seymour, Ken Erickson, Len Madison, Roger Kaiser & Paula Marquis

The **Rawhide Gazette** is published monthly (12 times a year). Address for information and correspondence: PSLAC, c/o Barbara Lourdes, PO Box 1144, Auburn, WA, 98071, USA
E-Mail: Billing@pslac.org

PSLAC Membership:

"a" — Internet access to **Rawhide Gazette** including Member only area and meeting attendance \$10 per year.
"b" — US Postal Mail copy of **Rawhide Gazette** including new Member only articles and meeting attendance \$24 per year.

All submissions are subject to editing for clarity and length. All articles submitted must be accompanied by name, address and permission of writer

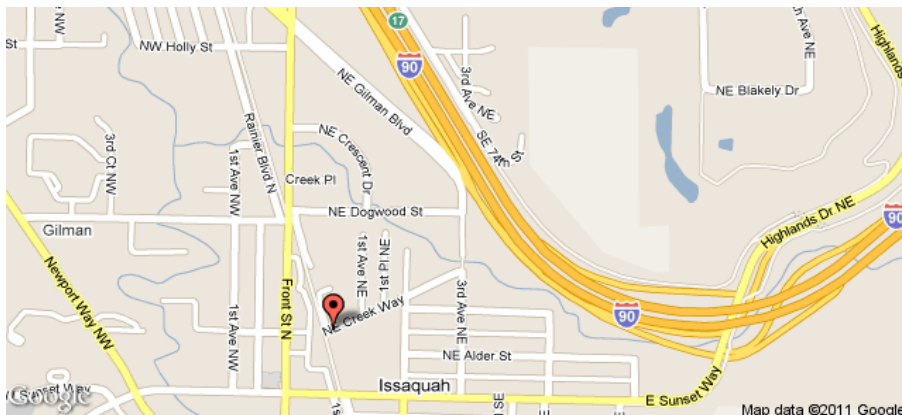
Advertising Rates

The **Rawhide Gazette** offers advertising space to interested parties. Ad spaces are as follows:

1/4 Page or Business Card.....\$60 USD
1/2 Page.....\$110 USD
1 Full Page.....\$200 USD

These rates cover a six month time period. PSLAC members are entitled to a 25% discount. Leather companies supporting PSLAC are given free Business Card size advertisement, additional space at regular rates.

The Puget Sound Leather Artisans Co-Op can be found at:
<http://www.pslac.org>



Taking I-90

From Auburn: North on Hwy 167 or I-5, then I-405 North, then onto I-90 Eastbound:

From Everett: South on I-5 to I-405 South, or to I-90 Eastbound:

From I-90 Eastbound: get off on exit 17/ Front St., turn right onto Front Street. At the third stoplight, turn left onto E. Sunset Way and see below:

Taking Hwy 18 from Auburn, Covington, Maple Valley to Issaquah:

Get on Hwy 18 Eastbound, about 2 1/2 miles after Maple Valley exit take the Issaquah-Hobart exit. Follow signs (left) to take Issaquah-Hobart Road to Issaquah (about 8 1/2 miles). Issaquah-Hobart Road

becomes Front Street. In Downtown Issaquah turn right onto E. Sunset Way and see below:

After Turning onto E. Sunset Way:

Go two blocks (past Police and Fire station), turn left onto 2nd Ave SE, go past the old Senior Center building and a baseball field on your left. Turn left onto NE Creekway, go about 1 block. The Issaquah Valley Senior Center is a brick building on your left, parking in front of it. There is also parking behind from E. Sunset turn left into the parking lot just before the Police station (look for a large parking sign on your left) and follow it until you see a kids playground. **Address 75 NE Creekway, Issaquah WA 98027**

PSLAC
c/o Barbara Lourdes
PO Box 1144
Auburn, WA 98071
USA

