

Raw Hide Gazette

"Without question, the Raw Hide Gazette is by far the best and most informative and comprehensive Guild publications of all of them! You are to be commended for your very fine and professional efforts. Keep up the good work. With admiration"

/signed/

Al & Ann Stohlman, December 1997

Copyright © 2013 by PSLAC, All Rights Reserved

Puget Sound Leather Artisans Co-Op

June 2013

Arctic Scene Painting Workshop

Hide Highlights

Page

- 5.....Arctic Scene Carving Class
- 7.....Member Profile: George Senn
- 8.....June Picnic At Cedar Grange
- 10...Western Washington PSLAC Schedules
- 10...Eastern Washington PSLAC Schedules
- 11...Did You Know.....?
- 13...Advertisements
- 16...Map & Directions

PSLAC asked Jackie Holliday to come to Everett Washington on June 8th to present a class on painting a polar bear in an arctic scene with the aurora borealis. It involved painting snow which is not an easy subject. Since Jackie uses me as a guinea pig to help get ready for her classes, we spent several weeks ahead of time preparing and testing colors and techniques needed for the class. Jackie likes to say "on a scale of 1 to 10, it's an 11 in difficulty". She was right.

Ken Bush



Ken wondering why I have my camera out.



Jackie starting the class with Paula, Ken, JohnGuo, Len and Herb.

Next Meeting on
Sunday August 11th
at 1:00 PM_

Meet at The Cedar Grange Hall
No. 534 at Maple Valley
(See last page for map
& directions)

Continued on next page

Arctic Scene Painting Workshop



Norm concentrating on painting his moon.



Paula and her Batman moon. She had some interesting ideas using the more exotic colors.



General concentrating. He is a meticulous painter.



General getting started. We all kidded him about doing his in air brush.



Our host Len. We used his view of Puget Sound sound to show how colors change with distance.



Jackie showing how to paint the reflection of the aurora borealis on the open water.



Visitor during one of our breaks.

Continued on next page

Arctic Scene Painting Workshop



JohnGuo taking a break and texting. His enthusiasm for leather is contagious.



Herb working on his snow technique.



Lots of concentration here while Jackie shows more about painting the snow.

Continued on next page

Arctic Scene Painting Workshop



Examples of work in progress from the class. It was interesting to see how each artist interpreted what we showed them and then applied it to the leather.



Jackie and I both worked on this painting to demonstrate the techniques. Even as we were presenting the class, we were still making changes because everyone began to contribute their ideas as well. Lots of smiles at the end.



Polar scene pattern.

This project was initially proposed by Len to Paula. A compilation of several photographs and ideas provided the idea of a polar scene with the aurora borealis as the focal point. Included are mountains, the moon, ice, snow, water, and polar bears. The 17x24 inch pattern was drawn and finalized. Len was gracious enough to let us use his work room for the class, the carving session held on Friday and Saturday, May 25 and 26; and the painting session would follow, taught by Jackie Halliday, on June 8.

Len Madison, Guo Lyman, Ken Eriksen, General Seymour, Herb Rocky, Roger Kaiser, and Norm Lynds were in attendance. Patterns were passed out and work stations arranged. It seemed that quarts of casing solutions were used to case the leather. While waiting for the leather to case Paula explained the various colorations of the lines to be carved, those that were to be beveled only, and those that would be used later in the modeling. Some lines were to be cut deeply, some shallow. Some were beveled normally, some with double bevel, and a couple had reverse bevels. Also, some of the lines were to be beveled only.

Attention to detail and the use of various bevelers and modelers was stressed to obtain the proper perspective and

forms. The ridge lines and mountain lines were all cut deeply and beveled heavily to produce the proper perspective and illusion of depth.

The polar bears, a mother with two cubs, was the most challenging to model. Using the swivel knife, bevelers, and modeling tools they slowly began to take individual shapes and identities. Again, modeling gave the illusion of depth. Filagree blades were used to cut the hair. Attention to detail was especially important here, as the bears are in the foreground and the size of the "hair" and its direction of flow is very important to get correctly.

Checkered background tools were used to cover the entire sky area. At the




Len tracing the pattern.
Preparation is the key!



Guo carving his pattern. Where preparation pays off!

completion of the two days, most of us had finished the carving portion of the project. Though we all started with the same pattern, each of the carvings had their individual distinctions and



Ken tracing his pattern. A picture of concentration!

variations.

Speaking for the class, we thank those responsible for the project, Paula and Len for designing the project and Jackie and Ken Bush for the finishing portion.

Norm Lynds

Continued on next page

Arctic Scene Carving Class



Carved pattern ready for painting.

Member Profile: George Senn

Our first member profile is about George Senn who lives at Lake Stevens, Washington here in the Pacific Northwest.

George was born in Laurel, Montana and at the age of 3 his family moved to Washington State, where he grew up and attended Seattle schools. At 18 he joined the Air Force and was finally stationed at Hamilton Air Force Base outside of San Rafael in California. While at Hamilton he met his wife Judith, who was also in the Air Force. They were married in February 1963.

After leaving the Air Force they moved back to Washington and lived in Lynnwood. There they had two daughters, Sheila and Shelli. At this time George went to work as a Boilermaker. He learned all facets of the welding trade and held 4 cards for the trade during the 31 years he belonged to the Union. He worked in the shipyards at Boiler Shops and Bridges and Dams. He also ran mobile cranes. He was seriously injured several times and finally in 1994 the doctors told him he had to retire from the trade.

In 1990 they sold their home in Lynnwood and bought property outside of

Granite Falls, Washington. In 1999 they sold that home and bought property outside of Cody in Wyoming. There they built another smaller home in 2000. They loved Wyoming.

One day while still living in Wyoming, George went over to a friend's home to help make rope halters to sell for

at what he was doing, took a piece of paper and drew some flowers! Butch looked at George and said if he could do that - no rope halters for him. Butch said he'd get him started doing tooling leather and told him to come back the next day with a pattern of something he wanted to tool, which he did. His first project

was a Bible cover for his wife. Butch got him started with the basics and George got some books and taught himself the craft. He learned with lots of practice and by asking questions.

In 2003 George became very ill and the doctors couldn't figure out what was wrong. So he felt he needed to come back to Washington and they sold the house and property in Wyoming and returned to Washington.

One of their daughters lives at Lake Stevens near Granite Falls. George offered to finish building the upstairs over their garage and that is where George and Judith now live.

In 2004, George began going to Tandy's to get leather and supplies and learned about the Puget Sound Leather Artisan's Co-Op and joined our group.

On a personal note, I have found George to be extremely helpful and he is always willing to assist where he can and do demos for the Club meetings.

Paula Marquis



some extra money. When he got there, Butch was throwing paper on the floor and was frustrated. George asked if he could help. Butch was trying to draw some flowers for a belt he was going to make for a friend, but, was not happy with what he was drawing - so George looked



Jackie Holliday presenting Ken Bush with the Bill Churchill award. Many thanks to Ken and all that he does for PSLAC!

June Picnic At Cedar Grange



A happy well fed group!



Western Washington (Seattle/Tacoma/Everett) PSLAC CURRENT SCHEDULE FOR 2013

General Member's meetings are on the 2nd Sunday of each Month unless specified below. 1:00 PM to 4:00 PM approx.

• Meetings held at Cedar Grange Hall No. 534 at Maple Valley General meetings start at 1:00 PM followed by the mini-demos

Breakfast informal get-together locations:

North Breakfast >>> Last Friday of the month at 10:00 AM. Lake Forest Park Town Centre. 17917 Bothell Everett Hwy, Bothell, WA 98012 Bothell Way N, bordered by 170th N. & Ballinger Way N. Meet in the Third Place Books eating area

South Breakfast >>> 3rd Saturday of the month at 8:30 AM. Homestead. 7837 S Tacoma Way, Tacoma, WA 98409 (253) 476-9000

All Day-Workshop Schedule for 2013:

To Be Announced

Yearly General Meeting Schedule for 2013: Cedar Grange Hall No. 534 at Maple Valley

August 11 1:00—4:00 PM Cedar Grange General meeting. There will be a Bob Beard workshop in Spokane, details on page 14.

September 8 1:00—4:00 PM Cedar Grange General meeting. There will be a Peter Main workshop in Spokane, details on page 15.

October 13 1:00—4:00 PM Cedar Grange General meeting.

November 10 1:00—4:00 PM Cedar Grange General meeting.

December 8 1:00—4:00 PM Cedar Grange General meeting.

Eastern Washington (Tri –Cities) Desert LeatherCraft Group (DLG) PSLAC CURRENT SCHEDULE FOR 2013

Tri-Cities Desert LeatherCraft Group Member's meetings are on the 3rd Saturday of each month unless specified below:

• Informal meetings held at Spokane Tandy Leather Factory Store, 1702 North Monroe Street, Spokane, WA 99205 (Call (509) 328-9939 for directions).

Eastern Washington (Spokane) PSLAC East PSLAC CURRENT SCHEDULE FOR 2013

PSLAC East Member's meetings are on the 1st Saturday of each Month unless specified below. 9:30 AM to 12:30 PM approx.

Continued on next page

• Informal meetings held at Spokane Tandy Leather Factory Store, 1702 North Monroe Street, Spokane, WA 99205 Contact Ken Bush for time, date (normally the 1st Saturday) & details.

We are members of PSLAC-East (Puget Sound Leather Artisans Co-op). The East is because we are East of the Cascade Mountains. We offer classes in leathercraft at the Spokane Tandy Leather Factory store. These classes are free and open to the public. An informational newsletter is sent out prior to each class with a short description of the class, whom the instructor will be and what tools will be needed. We also schedule ad-hoc classes which are announced in the newsletter. To be on our mailing list for class notifications, please send an email (including your full name) to whiterosex@aol.com requesting to be on the PSLAC-East mailing list.

All Day-Workshop Schedule for 2013:

Upcoming events you won't want to miss! (more details for each class beginning on next page)

Bob Beard will present two 1 day classes from **17 August to 18 August 2013**

The first will be a 1 day class on creating custom leather buckles.

The second will be a 1 day class on creating leather feather earrings.

Peter Main will present a single 2 day class from **7 September to 8 September 2013**

The class will be on creating special leather jewelry and more information on it will be available after July

Ken Bush

White Rose Leather

11923 E. Fairview Ave.

Spokane Valley, WA 99206

509.926.2087

whiterosex@aol.com

Did You Know.....?

A Word to Our Readers

Please send your tips for "Did You Know ...?". What we'd like are short items on tricks you have discovered while working with leather which might be helpful to your fellow artisans. It could be a type of material or a technique or some other item that you have found useful in your leatherwork and you would be willing to share with others. So if you don't have an article (which we would also gladly accept!) but you may have a tip or trick that you have found works please drop us a line at dblyman@yahoo.com. Please include your name and email address so we can let others know who you are. Thank you. David Lyman, Editor

Bob Beard Custom Buckle and Feather Earrings Classes

Dates:

Custom Buckle class: [Aug 17, 2013 \(Saturday\)](#)

Feather Earrings class: [Aug 18, 2013 \(Sunday\)](#)

Time: 8 AM to 5 PM Saturday, 10 AM to 4 PM Sunday

The Custom Buckle class is a 1 day class and focuses on making custom leather buckles.

The Feather Earrings class is a 1 day class following the Custom Buckle class and focuses on creating feather style earrings suitable for resale.

Leather, colors, and finishes are included and will be supplied for the students.

All skill levels in leather craft are welcome. This project is designed for a moderately experienced beginner as well as the master crafts person.

Location: [Lions Club, 16114 N. Meyer Rd, Rathdrum, Idaho.](#)

Easy to find, just 25 miles east of Spokane, WA via Trent Avenue (Hwy 53) or take I90 to Hwy 41 exit just east of Post Falls, ID and head north for 7 miles. Hwy 41 turns into Hwy 53 at light in Rathdrum. Go past High School and Super 1 Foods on right hand side then look for bright yellow bldg just east of Pine Grove Cemetery on left hand side. About 3 city blocks from light.

Cost: Custom Buckle class: \$115. A \$55 non refundable deposit is required to reserve your spot.

Feather Earring class: \$115. A \$55 non refundable deposit is required to reserve your spot. Take both classes and the total cost is reduced by \$50. Deadline for registration is Monday July 15, 2013.

You can pay either by check or PayPal. To pay by check, make the check payable to Ken Bush and send it to me at the address below. If paying via PayPal. Go to www.paypal.com and

send the payment to whiterosex@aol.com. Be sure to indicate that the payment is for Bob's class(s). If the classes are cancelled for any reason, your deposit will be returned or your payment refunded via PayPal.

Tools: Bring your own stamping tools plus a swivel knife, and mallet. If you prefer, you can bring your own stone for tooling. We will have some stones (various shaped sink cutouts) available from a local source so let us know in advance if you want to use one of them. Bob will be bringing an assortment of his Pro Series tools for sale.

Facilities: The Lions Club has 6 RV sites with electrical and water hookups available for \$15 per night. Let us know in advance if you want one of these reserved for you. The Cedar Springs Bed and Breakfast (www.cedarsprings-bb.com) is located near Rathdrum. Call Ellen Larson at 888.441.9585 for accommodations and mention that you are taking the leather class.

Contact person:
Ken Bush
White Rose Leather
11923 E. Fairview Ave. Spokane Valley,
WA 99206
509.926.2087
whiterosex@aol.com.

Peter Main Leather Jewelry Class

Dates: Sep 07 – 08, 2013 (Sat/Sun)
Time: 8 AM to 5 PM Saturday/Sunday

This is a 2 day class and features designing and constructing leather jewelry while learning Peter's various leather working techniques. More specific information will be available after July. Peter will also be showing us some of his hand sewing techniques. All skill levels from a moderately experienced beginner to a master leathercrafter are welcome to attend.

Location: [Lions Club, 16114 N. Meyer Rd, Rathdrum, Idaho.](#) Easy to find, just 25 miles east of Spokane, WA via Trent Avenue (Hwy 53) or take I90 to Hwy 41 exit just east of Post Falls, ID and head

north for 7 miles. Hwy 41 turns into Hwy 53 at light in Rathdrum. Go past High School and Super 1 Foods on right hand side then look for bright yellow bldg just east of Pine Grove Cemetery on left hand side. About 3 city blocks from light.

Cost: \$280. A \$140 non refundable deposit is required to reserve your spot. A maximum of 12 spots are available and the deadline for registration is Aug 16, 2013.

You can pay either by check or PayPal. To pay by check, make the check payable to Ken Bush and send it to me at the address below. If paying via PayPal. Go to www.paypal.com and send the payment to whiterosex@aol.com. Be sure to indicate that the payment is for Peter Main's class. If the class is cancelled for any reason, your deposit will be returned or your payment refunded via PayPal.

Things you will need to bring to class (per Peter): Your own carving tools of course. Peter will have a better list once he is able to announce the actual content of the class. Peter may be bringing some of his own specialty tools for sale.

Facilities: The Lions Club has 6 RV sites with electrical and water hookups available for \$15 per night. Let us know in advance if you want one of these reserved for you. The Cedar Springs Bed and Breakfast (www.cedarsprings-bb.com) is located near Rathdrum. Call Ellen Larson at 888.441.9585 for accommodations and mention that you are taking the leather class.

Contact person:
Ken Bush
White Rose Leather 11923 E. Fairview Ave.
Spokane Valley, WA 99206
509.926.2087
whiterosex@aol.com

PSLAC Members Only Advertisements

Any PSLAC Member can advertise leather related products or services subject to approval. Just send your text, pictures and/or logo to webmaster@pslac.org

Sea Leather Wear Genuine Fish Leather Skins



For the custom manufacturing of shoes, handbags, and all sorts of apparel and accessories

Offering a 10% discount to the PSLAC members



<http://www.sealeatherwear.com>


Stanley Major

Customerservice@sealeatherwear.com

Skype: sealeatherwear

Calgary, Alberta, Canada

403-689-4701



Leather Accents Custom Stitching Horses & Clams

John Wickstrom—Maker

Beautiful handcrafted wood Call
for information 360-456-1688



Leather Big Book¹ Covers www.leatherbigbookcovers.com by Bob Stelmack, Desert Leathercraft LLC

*Let your imagination run wild
and have a **Custom Leather Big Book¹ Cover** made for you. The
covers will be "one-of-kind"
and are quite striking.*

¹The Big Book is a registered trademark
of Alcoholics Anonymous World
Services, Inc



www.leatherbigbookcovers.com

PSLAC Members Only Advertisement Page

Any PSLAC Member can advertise leather related products or services, subject to approval. Just send your text, picture and/or logo to webmaster@pslac.org

MARQUIS UNIQUE LEATHER ARTISTRY, LLC



I make almost anything that can be made from leather and can be sewn by hand. A lot of my works are 'bespoke items', meaning, one off, individual custom requests, ranging anywhere from books and folders to rifle scabbards, holsters and golf bags, fully carved and stamped, and any and all articles in between, which also includes moulded bowls and pictures.

Phone: (206)-523-6295
E-mail: marquispg@aol.com

www.marquisuniqueleather.com



GEER'S CUSTOM LEATHER
307-674-9226

Chan J. Geer
41 W. 7th Street
Sheridan, WY 82801

Custom Maker Stamps

Grey Ghost Graphics

By Jeff Mosby

Custom maker stamps, laser cut acrylic templates
and custom tapoffs for the leather craft field.
Custom cut from your artwork at reasonable rates!

P.O. Box 30268, Myrtle Beach, SC 29588
(866) 205-9810 or (843) 903-4788

www.greyghostgraphics.com



Black Horse Leatherworks & Saddlery specializes in high quality & unique custom western tack and apparel. We make some English items such as Schooling chaps & Stall items. We make all our leather items one at a time, by hand per our clients specifications.

C.E. Gessell, Owner

Our Motto: If you can imagine it... we can create it!

Fantastic Leather Burnisher

- New and Improved
- Faster than ever
- Cuts burnishing time by 90%
- Improves quality and appearance
- Consistent finish in a single pass
- New products available



For more information
call 509-200-9353

View our eBay Store:

<http://stores.ebay.com/scentofleather>

Visa & Mastercard orders accepted by phone

New Edge Finishing System Available



Norm Lynds, Toolmaker

Mallets, Modelers, embossing tools, lifters and others on request

Phone: (425) 357-1001

E-mail: sagerat2003@yahoo.com

Leather Company Advertisement Page

Support our sponsors and take advantage of the PSLAC Membership Discounts...

Tandy Leather Factory

The Leather Factory #21 PORTLAND
Toll Free: 888-277-3360
13221 NE Whitaker Way Portland, OR 97230

Tandy Leather #126 SEATTLE
Toll Free: 866-220-9698
14713 Aurora Ave N Seattle, WA 98133

The Leather Factory #09 SPOKANE
Toll Free: 800-822-8437
28 W Boone Ave Spokane, WA 99201

Tandy Leather #124 TACOMA
Toll Free: 888-222-0510
13819-C Pacific Ave South Tacoma, WA 98444

Outside Washington (206) 328-0855
1-800-343-9949 Fax: 328-0859

MACPHERSON

Leather Company

Leather, Shoe Finding and Saddlery

Offering a 30-40% off retail discount to the PSLAC members

519 - 12th Avenue S.
Seattle, Washington 98144

www.macphersonleather.com



Toll Free:
(800) 541-3264
Bee Natural
Leathercare

The ultimate inleather care products

P.O. Box 820803, Vancouver, WA, 98682-0018
(360) 891-7178 , FAX: (360) 891-7166

E-mail: bnatura@pacifier.com

BRETTUNS VILLAGE LEATHER

Selling odd lots, miscellaneous overstocks, bargain leathers and leathercraft

accessories, all from Maine, only online

Sides, Full Hides, Buckles, Key Rings, Laces, Thread, Tools, Rivets, Scrap Pieces, Elk & Buffalo Scrap

Always Free Shipping in the 48 States

www.brettunsvillage.com

GLOBAL LEATHERS



Web site: www.globalleathers.com

Telephone : 212-244-5190

Fax : 212-594-7515

E-mail: globalleathers@usa.net

Paul Crystal

Offering a discount to the PSLAC members

Leather, Suede, Skins, Inc.

261 West 35th Street

11th Floor, New York, NY 10001

Tel: (212) 967-6616

Fax: (212) 564-5759

www.leathersuedeskins.com

Email: leather.suede.skins@att.net



Offering a 10% discount to the PSLAC members

Steve Derricott



Twister D Products

301 E. Bower St.

Meridian, Idaho 83742

(208) 884-3766 - Fax (208) 884-3767

A Division of Gfeller Casemakers, Inc.

www.lacemaster.com

Offering a 10% discount to the PSLAC members

Dusty Johnson

PLEASANT VALLEY SADDLE SHOP

1220 S. County Rd. 21

Loveland, CO 80537

Phone: (970) 669-1588

Fax: (970) 669-1589

E-Mail: dusty@pvsaddleshop.com

URL: <http://www.pvsaddleshop.com>



Offering a 10% discount to the PSLAC members

RawHide Gazette

Editor/Publisher : David Lyman

Co-Founders: Bill Churchill & General Seymour

Treasurer: George Marquis

Secretary: Paula Marquis

Directors: General Seymour, Ken Erickson, Len Madison, Roger Kaiser & Paula Marquis

The **RawHide Gazette** is published monthly (12 times a year).

Address for information and correspondence:

PSLAC, c/o Barbara Lourdes, PO Box 1144, Auburn, WA. 98071, USA

E-Mail: Billing@pslac.org

PSLAC Membership:

"a" - Internet access to **RawHide Gazette** including Memberonly area & meeting attendance \$10/year. (1 Person)

"b" - US Postal Mail **RawHide Gazette** including new Member articles & meeting attendance \$24/year. (1 Person)

"c" - Internet access to **RawHide Gazette** including Memberonly area & meeting attendance \$15 per year. (Family)

All submissions are subject to editing for clarity and length.

All articles submitted must be accompanied by name, address and permission of writer

Advertising Rates

The **RawHide Gazette** offers advertising space to interested parties. Ad spaces are as follows:

1/4 Page or Business Card.....\$60 USD

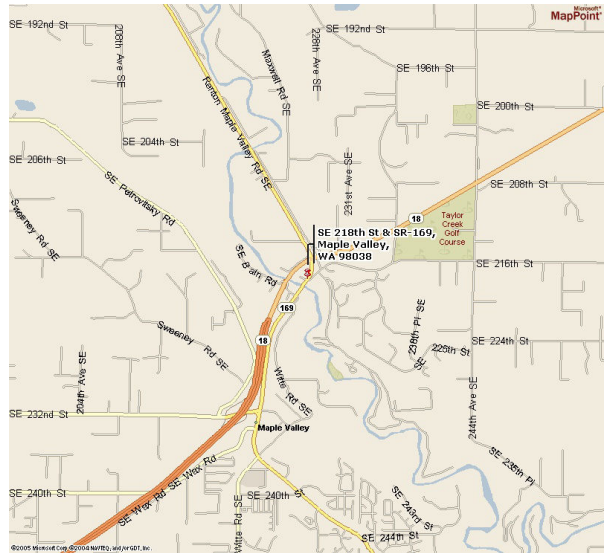
1/2 Page.....\$110 USD

1 Full Page.....\$200 USD

These rates cover a six month time period. PSLAC members are entitled to a 25% discount. Leather companies supporting PSLAC are given free Business Card size advertisement, additional space at regular rates.

The Puget Sound Leather Artisans Co-Op can be found at:

<http://www.pslac.org>



Directions to Cedar Grange #534:

From I-405 take the SR169 exit and proceed toward Maple Valley on the Maple Valley Highway. In about 10 Miles you will reach the SE 216th/SE 218th Street intersection. Turn Right onto SE 218th (the down-sloping hill on the left next to the Maple Valley Market parking lot) towards the big white/gray building next to the bridge (the Cedar Grange). The parking lot is on the first left.

From Highway 18 take the SE 231st, Junction 169, Maple Valley exit. Proceed to the Highway 169 (Maple Valley Highway) junction. Turn North (toward Renton) on Highway 169 and go about ¾ mile until you reach the SE 216th/SE 218th Street intersection. Turn left onto SE 218th (the down-sloping hill on the left next to the Maple Valley Market parking lot) towards the big white/gray building next to the bridge (the Cedar Grange). The parking lot is on the first left.

From Issaquah take Front Street toward Hobart and Highway 18. In about 10 miles get on Highway 18 West heading toward Maple Valley and Auburn. Follow the Highway 18 instructions.

PSLAC
c/o Barbara Lourdes
PO Box 1144
Auburn, WA 98071
USA