

Raw Hide Gazette

"Without question, the Raw Hide Gazette is by far the best and most informative and comprehensive Guild publications of all of them! You are to be commended for your very fine and professional efforts. Keep up the good work. With admiration"
/signed/
Al & Ann Stohlman, December 1997

Copyright © 2013 by PSLAC, All Rights Reserved

Puget Sound Leather Artisans Co-Op

October 2013

Washington State Fair Results

Congratulations to all who participated in the Washington State Fair in Puyallup this year! As you can see PSLAC members are very well represented! Editors note: Apologies to other prize winners. I was only able to get the Grand and Reserve Champions from the fair website.

Leather Craft

Junior Grand Champion

Carly Epps Brier, WA

Grand Champion

JohnGuo Lyman Marysville, WA

Reserve Champion

Spencer Boies Roy, WA

Reserve Champion

Norman Lynds Snohomish, WA

Professional Leather Craft

Grand Champion

John Wickstrom Olympia, WA

Reserve Champion

Len Madison Everett, WA

Hide Highlights

Page

- 4.....Harstine Islane "Squeeze"
- 5.....Coffee Mug Holder Class
- 6.....Leather Mask Class
- 8.....Western Washington PSLAC Schedules
- 8.....Eastern Washington PSLAC Schedules
- 9.....Did You Know.....?
- 10...Advertisements
- 13...Map & Directions



John Wickstrom's winning notebook.



Len Madison's letter box (lower right on the glass shelf) won Reserve Grand Champion and his Arctic Scene (hanging on the wall) got a Blue Ribbon.

**Next Meeting on
Sunday October 13th
at 1:00 PM**

Meet at *The Cedar Grange Hall*
No. 534 at Maple Valley
(See last page for map
& directions)

Continued on next page

Washington State Fair Results



Carly Epps did a marvelous job on her purse. Junior Grand Champion! Grampa Len Madison is so proud!



JohnGuo's prize winning notebook.



Paula's prize winning holster. Those John Bianchi classes have born fruit!



Norm Lynds prize winning picture.

Washington State Fair Results



Dave Jensen and Barbara Lourdes working at the demo table.



Barb and Dave talking leather tools.



Getting parents and kids involved.



The Hobby Hall leather display cases were well stocked! Lots of items from PSLAC members helped fill the cases.

Hartstine Island "Squeeze"

Every year on Hartstine Island in October the Community Hall has a festival to celebrate Autumn with what they call "The Squeeze". They have bake goods that the ladies of the Island bake and the people of the Island make Apple Cider and sell it by the gallon.

The pictures are of the PSLAC members that live on or near Hartstine Is.

The Hall will be 100 years old next year.



Coffe Mug Holder Class

We had been looking for new instructors for our PSLAC-East 1st Saturday leather class at Tandy in Spokane. Lisa Bicandi had published her coffee mug holder in the Leathercrafters Journal so I convinced her to teach us how to make it at one of our classes. She got sick the night before but managed to recover in time and come through for us.



Lisa showing how to setup the basket weave pattern. Originally I had shown her how to do basket weaving but she ended up showing me how to apply it to her curved mug pattern. Old dogs do learn new tricks.



Waiting their turn.



Waiting for class to start.



Steve assisting with basket weave while Lisa gets ready for next step.



Dyeing the holder



Steve Camp came to class and ended up helping instruct instead.



Busy basket weaving.



Lisa explaining the finishing process



Steve showing how to lace the holder.

Leather Mask Class at Tandy Spokane

Annie presented a class at the Spokane Tandy store on making leather masks.



Some examples of Annie's masks she brought to inspire us.



Skivving the outside of the mask to a feather edge makes it easier to form.



Another mother and daughter enjoying the mask making.



Cutting out my version of a Green Man mask. We used 5/6 oz veggie tan leather.



My mask is cut out and ready to form. The petals will become oak leaves and I will use a swivel knife and modeling tool to apply the detail.



The masks will be formed over the busts and plaster of paris faces.



Annie showing how to skive the edges.



Great thing about this class is it was something families could do together.



Everyone picked a different style of mask.

Continued on next page

Leather Mask Class at Tandy Spokane



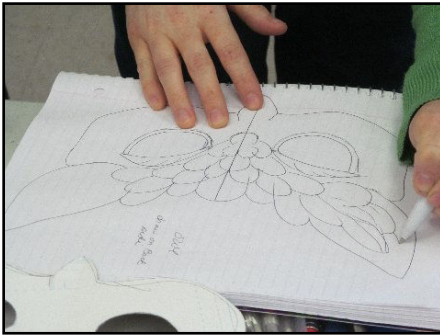
Woody decided to make an owl mask.



Working on her version of the Fox mask.



He came up with his own eagle design.



Annie showing us how to develop the design to add some character to the owl mask.



Drying the masks after forming.



Forming the mask over the plaster of paris face.



Trimming her mask to simulate fur.



Her face says it all!



Finished forming the mask. The following week Annie was to show us how to paint the masks. Unfortunately Woody and I missed this part because we were attending the Pendleton Leather Show.



More grins.. Every one was pleased with their masks. Great class!

Western Washington (Seattle/Tacoma/Everett) PSLAC CURRENT SCHEDULE FOR 2013

General Member's meetings are on the 2nd Sunday of each Month unless specified below. 1:00 PM to 4:00 PM approx.

• Meetings held at Cedar Grange Hall No. 534 at Maple Valley General meetings start at 1:00 PM followed by the mini-demos

Breakfast informal get-together locations:

North Breakfast >>> Last Friday of the month at 10:00 AM. Lake Forest Park Town Centre. 17917 Bothell Everett Hwy, Bothell, WA 98012 Bothell Way N, bordered by 170th N. & Ballinger Way N. Meet in the Third Place Books eating area

South Breakfast >>> 3rd Saturday of the month at 8:30 AM. Homestead. 7837 S Tacoma Way, Tacoma, WA 98409 (253) 476-9000

All Day-Workshop Schedule for 2013:

TBA

Notes for December meeting:

Christmas will be upon us soon and we need to think ahead for the December meeting. It was voted last year to do the gift exchange again this year, so it's time to start planning on what to make and bring.

For new members who have not participated before and wish to do so, we make a small (or large) item to wrap up and bring. All the wrapped gifts are put on a table and at the appropriate time each person picks a gift and gets a surprise.

The criteria for the gift (size is not important) is that it be something that can be made in say one or one and a half days, this does not include the time it takes to wait for the tooling to dry to go to the next step.

See you all at the meeting for an afternoon of fun and pounding.

Yearly General Meeting Schedule for 2013: Cedar Grange Hall No. 534 at Maple Valley

November 10 1:00—4:00 PM Cedar Grange General meeting.

December 8 1:00—4:00 PM Cedar Grange General meeting. Christmas gift exchange.

January 12 1:00—4:00 PM Cedar Grange General meeting.

February 9 1:00—4:00 PM Cedar Grange General meeting.

March 9 1:00—4:00 PM Cedar Grange General meeting.

April 13 1:00—4:00 PM Cedar Grange General meeting.

Eastern Washington (Tri-Cities) Desert LeatherCraft Group (DLG) PSLAC CURRENT SCHEDULE FOR 2013

Tri-Cities Desert LeatherCraft Group Member's meetings are on the 3rd Saturday of each month unless specified below:

• Informal meetings held at Spokane Tandy Leather Factory Store, 1702 North Monroe Street, Spokane, WA 99205 (Call (509) 328-9939 for directions).

Eastern Washington (Spokane) PSLAC East PSLAC CURRENT SCHEDULE FOR 2013

PSLAC East Member's meetings are on the 1st Saturday of each Month unless specified below. 9:30 AM to 12:30 PM approx.

Continued on next page

• Informal meetings held at Spokane Tandy Leather Factory Store, 1702 North Monroe Street, Spokane, WA 99205 Contact Ken Bush for time, date (normally the 1st Saturday) & details.

We are members of PSLAC-East (Puget Sound Leather Artisans Co-op). The East is because we are East of the Cascade Mountains. We offer classes in leathercraft at the Spokane Tandy Leather Factory store. These classes are free and open to the public. An informational newsletter is sent out prior to each class with a short description of the class, whom the instructor will be and what tools will be needed. We also schedule ad-hoc classes which are announced in the newsletter. To be on our mailing list for class notifications, please send an email (including your full name) to whiterosex@aol.com requesting to be on the PSLAC-East mailing list.

All Day-Workshop Schedule for 2013:

TBA

Ken Bush
White Rose Leather
11923 E. Fairview Ave.
Spokane Valley, WA 99206

509.926.2087

Did You Know.....?

Here's something from our Treasurer, George Marequis. It's a technique for making an oval that's been around for a long time but certainly bears repeating. Thanks George!

A METHOD OF GENERATING AN OVAL USING ONLY STRAIGHT LINES

Consider: One definition of an oval is a circle viewed from a different angle. Actually, a circle is a special case of an oval.

To generate an oval, first figure out where you want it, then determine the two major axes, that is the longest and shortest dimensions. Now draw lines through the ends of each axis parallel to the other axis, creating a four sided box.

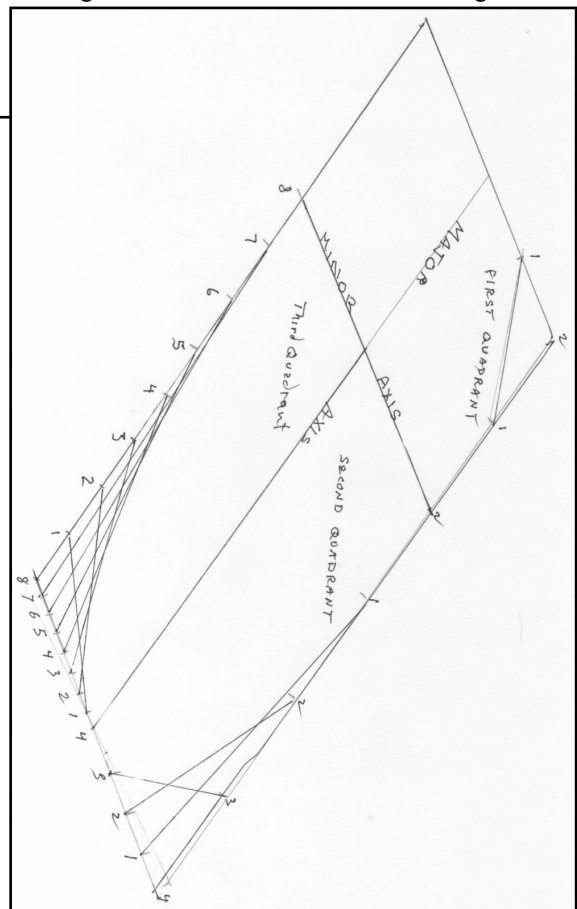
In the upper right quadrant, divide the upper arm in half and then the same with the right arm, marking these points. Connect the beginning of each line with the center of the other.

Doesn't look much like an oval, does it?

In the lower right quadrant, repeat the above, but now divide the arms into four sections and number them 1 through 4, starting at the axis and numbering clockwise on both arms. Connect "1" of each axis to the matching "1" and repeat for "2" and "3".

Looking better!

Now repeat in the next quadrant with eight sub-divisions. And with sixteen sub-divisions, you end up with a finer oval than you have any practical use for!



A Word to Our Readers

Please send your tips for "Did You Know ...?". What we'd like are short items on tricks you have discovered while working with leather which might be helpful to your fellow artisans. It could be a type of material or a technique or some other item that you have found useful in your leatherwork and you would be willing to share with others. So if you don't have an article (which we would also gladly accept!) but you may have a tip or trick that you have found works please drop us a line at dblyman@yahoo.com. Please include your name and email address so we can let others know who you are. Thank you. David Lyman, Editor

PSLAC Members Only Advertisements

Any PSLAC Member can advertise leather related products or services subject to approval. Just send your text, pictures and/or logo to webmaster@pslac.org

Sea Leather Wear Genuine Fish Leather Skins



For the custom manufacturing of shoes, handbags, and all sorts of apparel and accessories

Offering a 10% discount to the PSLAC members



<http://www.sealeatherwear.com>


Stanley Major

Customerservice@sealeatherwear.com

Skype: sealeatherwear

Calgary, Alberta, Canada

403-689-4701



Leather Accents Custom Stitching Horses & Clams

John Wickstrom—Maker

Beautiful handcrafted wood Call
for information 360-456-1688



Leather Big Book¹ Covers www.leatherbigbookcovers.com by Bob Stelmack, Desert Leathercraft LLC

Let your imagination run wild
and have a **Custom Leather Big
Book¹ Cover** made for you. The
covers will be "one-of-kind"
and are quite striking.

¹The Big Book is a registered trademark
of Alcoholics Anonymous World
Services, Inc



www.leatherbigbookcovers.com

PSLAC Members Only Advertisement Page

Any PSLAC Member can advertise leather related products or services, subject to approval. Just send your text, picture and/or logo to webmaster@pslac.org


MARQUIS UNIQUE LEATHER ARTISTRY, LLC



I make almost anything that can be made from leather and can be sewn by hand. A lot of my works are 'bespoke items', meaning, one off, individual custom requests, ranging anywhere from books and folders to rifle scabbards, holsters and golf bags, fully carved and stamped, and any and all articles in between, which also includes moulded bowls and pictures.

Phone: (206)-523-6295
E-mail: marquispg@aol.com

www.marquisuniqueleather.com



Chan J. Geer
41 W. 7th Street
Sheridan, WY 82801

Custom Maker Stamps

Grey Ghost Graphics

By Jeff Mosby

Custom maker stamps, laser cut acrylic templates
and custom tapoffs for the leather craft field.
Custom cut from your artwork at reasonable rates!

P.O. Box 30268, Myrtle Beach, SC 29588
(866) 205-9810 or (843) 903-4788

www.greyghostgraphics.com



Black Horse Leatherworks & Saddlery specializes in high quality & unique custom western tack and apparel. We make some English items such as Schooling chaps & Stall items. We make all our leather items one at a time, by hand per our clients specifications.

C.E. Gessell, Owner

Our Motto: If you can imagine it... we can create it!

Fantastic Leather Burnisher

- ▶ New and Improved
- ▶ Faster than ever
- ▶ Cuts burnishing time by 90%
- ▶ Improves quality and appearance
- ▶ Consistent finish in a single pass
- ▶ New products available



For more information
call 509-200-9353

View our eBay Store:

<http://stores.ebay.com/scentofleather>

Visa & Mastercard orders accepted by phone

New Edge Finishing System Available



Norm Lynds, Toolmaker
Mallets, Modelers, embossing tools, lifters and
others on request

Phone: (425) 357-1001

E-mail: sagerat2003@yahoo.com

Leather Company Advertisement Page

Support our sponsors and take advantage of the PSLAC Membership Discounts...

Tandy Leather Factory

The Leather Factory #21 PORTLAND
Toll Free: 888-277-3360
13221 NE Whitaker Way Portland, OR 97230

Tandy Leather #126 SEATTLE
Toll Free: 866-220-9698
14713 Aurora Ave N Seattle, WA 98133

The Leather Factory #09 SPOKANE
Toll Free: 800-822-8437
28 W Boone Ave Spokane, WA 99201

Tandy Leather #124 TACOMA
Toll Free: 888-222-0510
13819-C Pacific Ave South Tacoma, WA 98444

Outside Washington (206) 328-0855
1-800-343-9949 Fax: 328-0859

MACPHERSON

Leather Company

Leather, Shoe Finding and Saddlery

Offering a 30-40% off retail discount to the PSLAC members

519 - 12th Avenue S.
Seattle, Washington 98144

www.macphersonleather.com



Toll Free:
(800) 541-3264
Bee Natural
Leathercare

*The ultimate inleather care
products*

P.O. Box 820803, Vancouver, WA, 98682-0018
(360) 891-7178 , FAX: (360) 891-7166

E-mail: bnatura@pacifier.com

BRETTUNS VILLAGE LEATHER

Selling odd lots, miscellaneous overstocks, bargain leathers
and leathercraft

accessories, all from Maine, only online

Sides, Full Hides, Buckles, Key Rings, Laces,
Thread, Tools, Rivets, Scrap Pieces, Elk & Buffalo
Scrap

Always Free Shipping in the 48 States

www.brettunsvillage.com

GLOBAL LEATHERS



Web site: www.globalleathers.com

Telephone : 212-244-5190

Fax : 212-594-7515

E-mail: globalleathers@usa.net

Paul Crystal

Offering a discount to the PSLAC members

Leather, Suede, Skins, Inc.

261 West 35th Street

11th Floor, New York, NY 10001

Tel: (212) 967-6616

Fax: (212) 564-5759

www.leathersuedeskins.com

Email: leather.suede.skis@att.net



Offering a 10% discount to the PSLAC members

Steve Derricott



Twister D Products

301 E. Bower St.

Meridian, Idaho 83742

(208) 884-3766 - Fax (208) 884-3767

A Division of Gfeller Casemakers, Inc.

www.lacemaster.com

Offering a 10% discount to the PSLAC members



Dusty Johnson

PLEASANT VALLEY SADDLE SHOP

1220 S. County Rd. 21

Loveland, CO 80537

Phone: (970) 669-1588

Fax: (970) 669-1589

E-Mail: dusty@pvsaddleshop.com

URL: <http://www.pvsaddleshop.com>

Offering a 10% discount to the PSLAC members

RawHide Gazette

Editor/Publisher : David Lyman

Co-Founders: Bill Churchill & General Seymour

Treasurer: George Marquis

Secretary: Paula Marquis

Directors: Ken Erickson, Len Madison, Roger Kaiser, Paula Marquis & Norm Lynds

The **RawHide Gazette** is published monthly (12 times a year).

Address for information and correspondence:

PSLAC, c/o George Marquis, PO Box 25816, Seattle, WA 98165, USA

E-Mail: Billing@pslac.org

PSLAC Membership:

"a" - Internet access to **RawHide Gazette** including Memberonly area & meeting attendance \$10/year. (1 Person)

"b" - US Postal Mail **RawHide Gazette** including newMember articles & meeting attendance \$24/year. (1 Person)

"c" - Internet access to **RawHide Gazette** including Memberonly area & meeting attendance \$15 per year. (Family)

All submissions are subject to editing for clarity and length.

All articles submitted must be accompanied by name, address and permission of writer

Advertising Rates

The **RawHide Gazette** offers advertising space to interested parties. Ad spaces are as follows:

1/4 Page or Business Card.....\$60 USD

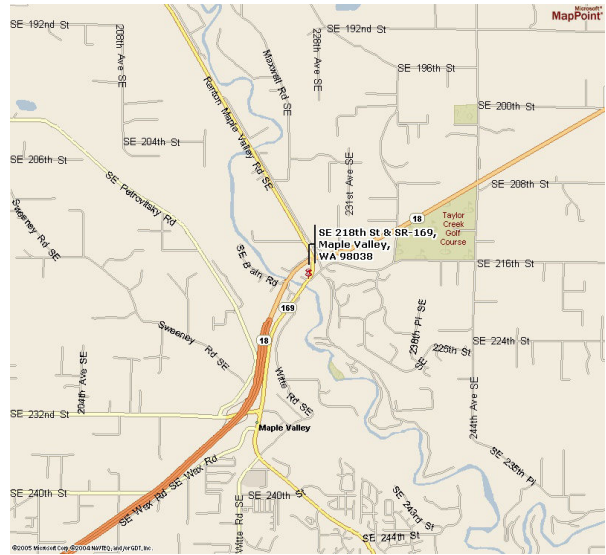
1/2 Page.....\$110 USD

1 Full Page.....\$200 USD

These rates cover a six month time period. PSLAC members are entitled to a 25% discount. Leather companies supporting PSLAC are given free Business Card size advertisement, additional space at regular rates.

The Puget Sound Leather Artisans Co-Op can be found at:

<http://www.pslac.org>



Directions to Cedar Grange #534:

From I-405 take the SR169 exit and proceed toward Maple Valley on the Maple Valley Highway. In about 10 Miles you will reach the SE 216th/SE 218th Street intersection. Turn Right onto SE 218th (the down-sloping hill on the left next to the Maple Valley Market parking lot) towards the big white/gray building next to the bridge (the Cedar Grange). The parking lot is on the first left.

From Highway 18 take the SE 231st, Junction 169, Maple Valley exit. Proceed to the Highway 169 (Maple Valley Highway) junction. Turn North (toward Renton) on Highway 169 and go about ¾ mile until you reach the SE 216th/SE 218th Street intersection. Turn left onto SE 218th (the down-sloping hill on the left next to the Maple Valley Market parking lot) towards the big white/gray building next to the bridge (the Cedar Grange). The parking lot is on the first left.

From Issaquah take Front Street toward Hobart and Highway 18. In about 10 miles get on Highway 18 West heading toward Maple Valley and Auburn. Follow the Highway 18 instructions.

PSLAC
c/o George Marquis
PO Box 25816
Seattle, WA 98165
USA