

Raw Hide Gazette

"Without question, the Raw Hide Gazette is by far the best and most informative and comprehensive Guild publications of all of them! You are to be commended for your very fine and professional efforts. Keep up the good work. With admiration"

/signed/

Al & Ann Stohlman, December 1997

Copyright © 2013 by PSLAC, All Rights Reserved

Puget Sound Leather Artisans Co-Op

September 2014

Coloring With Pens

Hide Highlights

Page

- 3.....NE Breakfast
- 4.....Workshop Report
- 5.....Peter Main Leather Jewelry Class
- 6.....Western Washington PSLAC Schedules
- 7.....Eastern Washington PSLAC Schedules
- 7.....Did You Know.....?
- 8.....Advertisements
- 11...Map & Directions

The August demonstration put on by Fred Nachbar using colored pens was very informative. So much information was passed out in so short a time period, that trying to listen, take a few notes and pictures, and keep up was impossible. I would like for him to write a tutorial on this when things slow down for him a bit.



Fred, Paula, Norm

Ink is either water or alcohol based. If unsure which, with dropper, dispense a couple drops in a small container and drop a couple drops of one in and mix. If it doesn't mix, try the other.



Fred's cabin ornament.



Fred and Paula.

The ink in pens is metered, and thus hard to blend. The nibs may be made of metal, fiber, or felt. The metal nibs may leave indents in the leather, so must be used with very little pressure. For a uniform color, apply a second coat, with the strokes going 90 degrees from the first. If cut marks or crosshatch cuts require coloring, stroke back and forth across the cut. Liquid inks,



John and friends

sometime s diluted with their base, are better for blending and covering larger areas.

Practice and use the dry brush method for more consistent results.

When mixing liquid inks, whether diluting or mixing colors, count the number of drops of each being mixed to be able to replicate. Keep records of each color mixed for future reference. Check the charts for colorfastness of the inks, as they will fade out over a

**Next Meeting on
Sunday September
14th at 1:00 PM**

Meet at *The Cedar Grange Hall*
No. 534 at Maple Valley
(See last page for map
& directions)



Len's knives ready to assemble sheaths.

period of time.

To outline areas or do edges, there are sparklers and glitters available mixed with glue in tubes or squeeze bottles. When applying them use very consistent pressure on the container, and hold the hand steady. The mixture will be left in a raised row. As it dries, the row will shrink. The depth of the row left when applying the mixture will determine the size of the row left after curing. To determine the size that you want, on a scrap piece, leave a few rows of different thicknesses to determine the one desired. A couple brands of these are Rosecraft and Ranger.

Thoroughly clean all eye droppers, pipettes, containers, brushes and other tools used to eliminate any contamination in future use. Use a conditioner for the brushes to maintain their condition.

Norm Lynds



Paula's hands at work.



Some of Fred's ornaments.

Our monthly NE breakfast was one week earlier than usual, as our fair entries had to be in that day. Paula's friend Karen Fisher accompanied her to the meeting. She does craft jewelry in several different styles a couple of which are shown here.


Norm Lynds



Karen Fisher's earrings.



Karen Fisher's necklace.



Karen Fisher's ring bracelet.



Len's knife sheath from Peter Main's class.



Lens knife after sheath assembly.



Lens knife sheath after finishing.



Norm's picture pieces prior to assembly.



Surveying his kingdom.

Workshop Report

WORKSHOP REPORT September 2014

September being Puyallup Fair month I know everybody has been busy getting their entries ready and by our meeting day the Fair will be well and truly on its way.

For the September meeting workshop, John Wickstrom is going to cover hand sewing, something which we can all have some practice at.

John's hand sewing is probably the best in the Club and definitely considered so by my most members, so the workshop will be very informative and will help us all to improve our skills.

John also does woodwork and has made some very good sewing clams. He will have some with him at the meeting and they will be available for purchase if anybody has a need for one. Peter Main used one of John's Clams and pronounced it a perfect tool.

Things to bring for the sewing workshop.

Needles

Thread

No. 6 overstitch wheel

Awl

Leather (various scrap pieces, both thick and medium thick ranging from 6oz to 10oz)

Adjustable crease

Sewing Clams (if you have one)

Knife

Pliers (for pulling the needles through when you fingers can't)

Also recommended is the Al Stohlman book on The Art of Hand Sewing Leather, it has everything.

For those who have never done any sewing and do not have any of the supplies, I

would recommend going to Tandy and buying their hand sewing kit which has all the basics in it.

For the October meeting workshop we will be tooling tree trunks and various barks. More on that later.

For the November meeting workshop we will be doing Christmas decorations with Fred Nachbar. Also, more on that later.



Len Madison
Workshop Co-Ordinator.

Dates: Sep 13 – 14, 2014
(Sat/Sun)
Time: 8 AM to 5 PM
Saturday/Sunday

This is a 2 day class and features inverted carving of a 6"x8" spiral bound notepad. The edges will be leather wrapped instead of lacing or sewing while we learn Peter's various leather working techniques. All skill levels from a moderately experienced beginner to a master leathercrafter are welcome to attend.

Location: Lions Club, 16114 N. Meyer Rd, Rathdrum, Idaho. Easy to find, just 25 miles east of Spokane, WA via Trent Avenue (Hwy 53) or take I90 to Hwy 41 exit just east of Post Falls, ID and head north for 7 miles. Hwy 41 turns into Hwy 53 at light in Rathdrum. Go past High School and Super 1 Foods on right hand side then look for bright yellow bldg just east of Pine Grove Cemetery on left hand side. About 3 city blocks from light.

Cost: \$325. The cost includes his kit containing all materials needed for the class. A \$150 non refundable deposit is required to reserve your spot. A maximum of 12 spots are available and the deadline for registration is Aug 16, 2013.

You can pay either by check or PayPal. To pay by check, make the check payable to Ken Bush and send it to me at the address below. If paying via PayPal. Go to www.paypal.com and send the payment to whiterosex@aol.com. Be sure to indicate that the payment is for Peter Main's class. If the class is cancelled for any reason, your deposit will be returned or your payment refunded via PayPal.

Tools: Things you will need to bring to class (per Peter): Your own carving tools of



course. Peter will have a better list later this Summer.

Peter may be bringing some of his own specialty tools for sale.

Facilities: The Lions Club has 6 RV sites with electrical and water hookups available for \$15 per night. Let us know in advance if you want one of these reserved for you. The Cedar Springs Bed and Breakfast (www.cedarsprings-bb.com) is located near Rathdrum. Call Ellen Larson at 888.441.9585 for accommodations and mention that you are taking the leather class.

Contact person:
Ken Bush
White Rose Leather
11923 E. Fairview Ave.
Spokane Valley, WA 99206
509.294.1883
whiterosex@aol.com

Western Washington (Seattle/Tacoma/Everett) PSLAC CURRENT SCHEDULE FOR 2014

General Member's meetings are on the 2nd Sunday of each Month unless specified below. 1:00 PM to 4:00 PM approx.

• Meetings held at Cedar Grange Hall No. 534 at Maple Valley General meetings start at 1:00 PM followed by the mini-demos

Breakfast informal get-together locations:

North Breakfast >>> Last Friday of the month at 10:00 AM. Lake Forest Park Town Centre. 17917 Bothell Everett Hwy, Bothell, WA 98012 Bothell Way N, bordered by 170th N. & Ballinger Way N. Meet in the Third Place Books eating area

South Breakfast >>> 3rd Saturday of the month at 8:30 AM. Homestead. 7837 S Tacoma Way, Tacoma, WA 98409 (253) 476-9000

All Day-Workshop Schedule for 2014:

TBA

Sept 5-21	Washington State Fair, Puyallup.
Sept 14	1:00—4:00 PM Cedar Grange General meeting - Hand sewing with John Wickstrom.
Sept 13-14	Peter Main workshop in Spokane.
Oct 12	1:00—4:00 PM Cedar Grange General meeting - Tooling tree trunks and various barks.
Nov 9	1:00—4:00 PM Cedar Grange General meeting - Christmas decorations with Fred Nachbar.
Dec 14	1:00—4:00 PM Cedar Grange General meeting.
Jan 11	1:00—4:00 PM Cedar Grange General meeting.
Feb 8	1:00—4:00 PM Cedar Grange General meeting.
Mar 8	1:00—4:00 PM Cedar Grange General meeting.

Eastern Washington (Tri –Cities) Desert LeatherCraft Group (DLG) PSLAC CURRENT SCHEDULE FOR 2014

Tri-Cities Desert LeatherCraft Group Member's meetings are on the 3rd Saturday of each month unless specified below:

- Informal meetings held at Spokane Tandy Leather Factory Store, 1702 North Monroe Street, Spokane, WA 99205 (Call (509) 328-9939 for directions).

Eastern Washington (Spokane) PSLAC East PSLAC CURRENT SCHEDULE FOR 2014

PSLAC East Member's meetings are on the 1st Saturday of each Month unless specified below. 9:30 AM to 12:30 PM approx.

- Informal meetings held at Spokane Tandy Leather Factory Store, 1702 North Monroe Street, Spokane, WA 99205 Contact Ken Bush for time, date (normally the 1st Saturday) & details.

We are members of PSLAC-East (Puget Sound Leather Artisans Co-op). The East is because we are East of the Cascade Mountains. We offer classes in leathercraft at the Spokane Tandy Leather Factory store. These classes are free and open to the public. An informational newsletter is sent out prior to each class with a short description of the class, whom the instructor will be and what tools will be needed. We also schedule ad-hoc classes which are announced in the newsletter. To be on our mailing list for class notifications, please send an email (including your full name) to whiterosex@aol.com requesting to be on the PSLAC-East mailing list.

All Day-Workshop Schedule for 2014:

Peter Main Leather Jewelry

Dates: Sep 13 – 14, 2014 (Sat/Sun)

Time: 8 AM to 5 PM Saturday/Sunday

This is a 2 day class and features inverted carving of a 6"x8" spiral bound notepad

Ideas for Future classes: Masks, Sporrans, Holsters – w/clip, Embossing, Celtic knot carving, Picture frames, Horse Tack

Ken Bush

White Rose Leather

11923 E. Fairview Ave.

Spokane Valley, WA 99206, 509.294.1883

Did You Know.....?

A Word to Our Readers

Please send your tips for "Did You Know ...?". What we'd like are short items on tricks you have discovered while working with leather which might be helpful to your fellow artisans. It could be a type of material or a technique or some other item that you have found useful in your leatherwork and you would be willing to share with others. So if you don't have an article (which we would also gladly accept!) but you may have a tip or trick that you have found works please drop us a line at dblyman@yahoo.com. Please include your name and email address so we can let others know who you are. Thank you. David Lyman, Editor

PSLAC Members Only Advertisements

Any PSLAC Member can advertise leather related products or services subject to approval. Just send your text, pictures and/or logo to webmaster@pslac.org

Sea Leather Wear Genuine Fish Leather Skins



For the custom manufacturing of shoes, handbags, and all sorts of apparel and accessories

Offering a 10% discount to the PSLAC members



<http://www.sealeatherwear.com>


Stanley Major

Customerservice@sealeatherwear.com

Skype: sealeatherwear

Calgary, Alberta, Canada

403-689-4701



Leather Accents Custom Stitching Horses & Clams

John Wickstrom—Maker

Beautiful handcrafted wood Call
for information 360-456-1688



Leather Big Book¹ Covers www.leatherbigbookcovers.com by Bob Stelmack, Desert Leathercraft LLC

*Let your imagination run wild
and have a **Custom Leather Big Book¹ Cover** made for you. The
covers will be "one-of-kind"
and are quite striking.*

¹The Big Book is a registered trademark
of Alcoholics Anonymous World
Services, Inc



www.leatherbigbookcovers.com

PSLAC Members Only Advertisement Page

Any PSLAC Member can advertise leather related products or services, subject to approval. Just send your text, picture and/or logo to webmaster@pslac.org


MARQUIS UNIQUE LEATHER ARTISTRY, LLC



I make almost anything that can be made from leather and can be sewn by hand. A lot of my works are 'bespoke items', meaning, one off, individual custom requests, ranging anywhere from books and folders to rifle scabbards, holsters and golf bags, fully carved and stamped, and any and all articles in between, which also includes moulded bowls and pictures.

Phone: (206)-523-6295
E-mail: marquispg@aol.com

www.marquisuniqueleather.com



Chan J. Geer
41 W. 7th Street
Sheridan, WY 82801

307-674-9226

Custom Maker Stamps

Grey Ghost Graphics

By Jeff Mosby

Custom maker stamps, laser cut acrylic templates
and custom tapoffs for the leather craft field.
Custom cut from your artwork at reasonable rates!

P.O. Box 30268, Myrtle Beach, SC 29588
(866) 205-9810 or (843) 903-4788

www.greyghostgraphics.com



Black Horse Leatherworks & Saddlery specializes in high quality & unique custom western tack and apparel. We make some English items such as Schooling chaps & Stall items. We make all our leather items one at a time, by hand per our clients specifications.

C.E. Gessell, Owner

Our Motto: If you can imagine it... we can create it!

Fantastic Leather Burnisher

- New and Improved
- Faster than ever
- Cuts burnishing time by 90%
- Improves quality and appearance
- Consistent finish in a single pass
- New products available



For more information
call 509-200-9353

View our eBay Store:

<http://stores.ebay.com/scentofleather>

Visa & Mastercard orders accepted by phone

New Edge Finishing System Available



Norm Lynds, Toolmaker

Mallets, Modelers, embossing tools, lifters and others on request

Phone: (425) 357-1001

E-mail: sagerat2003@yahoo.com

Leather Company Advertisement Page

Support our sponsors and take advantage of the PSLAC Membership Discounts...

Tandy Leather Factory

The Leather Factory #21 PORTLAND
Toll Free: 888-277-3360
13221 NE Whitaker Way Portland, OR 97230

Tandy Leather #126 SEATTLE
Toll Free: 866-220-9698
14713 Aurora Ave N Seattle, WA 98133

The Leather Factory #09 SPOKANE
Toll Free: 800-822-8437
28 W Boone Ave Spokane, WA 99201

Tandy Leather #124 TACOMA
Toll Free: 888-222-0510
13819-C Pacific Ave South Tacoma, WA 98444

Outside Washington (206) 328-0855
1-800-343-9949 Fax: 328-0859

MACPHERSON

Leather Company

Leather, Shoe Finding and Saddlery

Offering a 30-40% off retail discount to the PSLAC members

519 - 12th Avenue S.
Seattle, Washington 98144

www.macphersonleather.com



Toll Free:
(800) 541-3264
Bee Natural
Leathercare

The ultimate inleather care products

P.O. Box 820803, Vancouver, WA, 98682-0018
(360) 891-7178 , FAX: (360) 891-7166

E-mail: bnatura@pacifier.com

BRETTUNS VILLAGE LEATHER

Selling odd lots, miscellaneous overstocks, bargain leathers and leathercraft

accessories, all from Maine, only online

Sides, Full Hides, Buckles, Key Rings, Laces, Thread, Tools, Rivets, Scrap Pieces, Elk & Buffalo Scrap

Always Free Shipping in the 48 States

www.brettunsvillage.com

GLOBAL LEATHERS



Web site: www.globalleathers.com

Telephone : 212-244-5190

Fax : 212-594-7515

E-mail: globalleathers@usa.net

Paul Crystal

Offering a discount to the PSLAC members

Address update:

Brettuns Village, Inc.
557 Lincoln St
Lewiston, ME 04240
TEL: (207)782-7863
FAX: (207)782-7448

Steve Derricott



Twister D Products

301 E. Bower St.

Meridian, Idaho 83742

(208) 884-3766 - Fax (208) 884-3767

A Division of Gfeller Casemakers, Inc.

www.lacemaster.com

Offering a 10% discount to the PSLAC members

Leather, Suede, Skins, Inc.



261 West 35th Street
11th Floor, New York, NY 10001

Tel: (212) 967-6616

Fax: (212) 564-5759

www.leathersuedeskins.com

Email: leather.suede.skins@att.net

Offering a 10% discount to the PSLAC members



Dusty Johnson

PLEASANT VALLEY SADDLE SHOP

1220 S. County Rd. 21

Loveland, CO 80537

Phone: (970) 669-1588

Fax: (970) 669-1589

E-Mail: dusty@pvsaddleshop.com

URL: <http://www.pvsaddleshop.com>

Offering a 10% discount to the PSLAC members

RawHide Gazette

Editor/Publisher : David Lyman

Co-Founders: Bill Churchill & General Seymour

Treasurer: George Marquis

Secretary: Paula Marquis

Directors: Ken Erickson, Len Madison, Roger Kaiser, Paula Marquis & Norm Lynds

The **RawHide Gazette** is published monthly (12 times a year).

Address for information and correspondence:

PSLAC, c/o George Marquis, PO Box 25816, Seattle, WA 98165, USA

E-Mail: Billing@pslac.org

PSLAC Membership:

"a" - Internet access to **RawHide Gazette** including Member only area & meeting attendance \$20/year. (1 Person)

"b" - US Postal Mail copy of **RawHide Gazette** including new Member only articles & meeting attendance \$30/year. (1 Person)

"j" — Junior (16 and under) Internet access to **RawHide Gazette** including Member only area and meeting attendance \$10 per year.

All submissions are subject to editing for clarity and length.

All articles submitted must be accompanied by name, address and permission of writer

Advertising Rates

The **RawHide Gazette** offers advertising space to interested parties.

Ad spaces are as follows:

1/4 Page or Business Card.....\$60 USD

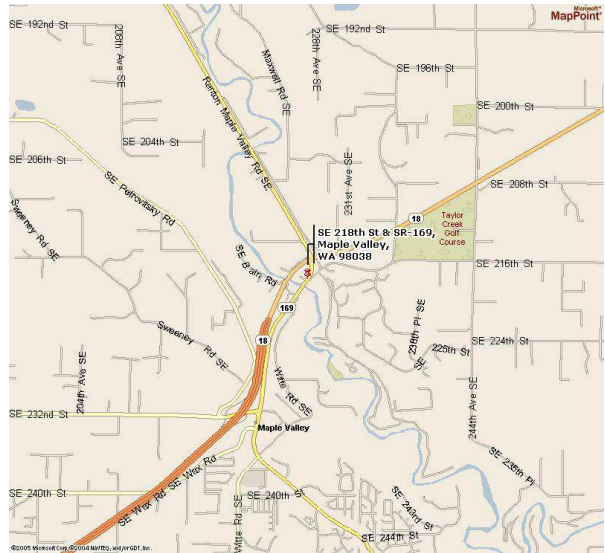
1/2 Page.....\$110 USD

1 Full Page.....\$200 USD

These rates cover a six month time period. PSLAC members are entitled to a 25% discount. Leather companies supporting PSLAC are given free Business Card size advertisement, additional space at regular rates.

The Puget Sound Leather Artisans Co-Op can be found at:

<http://www.pslac.org>



Directions to Cedar Grange #534:

From I-405 take the SR169 exit and proceed toward Maple Valley on the Maple Valley Highway. In about 10 Miles you will reach the SE 216th/SE 218th Street intersection. Turn Right onto SE 218th (the down-sloping hill on the left next to the Maple Valley Market parking lot) towards the big white/gray building next to the bridge (the Cedar Grange). The parking lot is on the first left.

From Highway 18 take the SE 231st, Junction 169, Maple Valley exit. Proceed to the Highway 169 (Maple Valley Highway) junction. Turn North (toward Renton) on Highway 169 and go about ¾ mile until you reach the SE 216th/SE 218th Street intersection. Turn left onto SE 218th (the down-sloping hill on the left next to the Maple Valley Market parking lot) towards the big white/gray building next to the bridge (the Cedar Grange). The parking lot is on the first left.

From Issaquah take Front Street toward Hobart and Highway 18. In about 10 miles get on Highway 18 West heading toward Maple Valley and Auburn. Follow the Highway 18 instructions.

PSLAC
c/o George Marquis
PO Box 25816
Seattle, WA 98165
USA