

Raw Hide Gazette

"Without question, the Raw Hide Gazette is by far the best and most informative and comprehensive Guild publications of all of them! You are to be commended for your very fine and professional efforts. Keep up the good work. With admiration"
/signed/
Al & Ann Stohlman, December 1997

Copyright © 2013 by PSLAC, All Rights Reserved

Puget Sound Leather Artisans Co-Op

January 2015

Place Mats

Hide Highlights

Page

- 3.....Workshop Report
- 4.....Scalpel Sheath/holders
- 5.....Western Washington PSLAC Schedules
- 6.....Eastern Washington PSLAC Schedules
- 6.....Did You Know.....?
- 7.....Advertisements
- 10...Map & Directions

My latest project was a pair of place mats for the table. Our table is a 48" round one, so I used the current place mats we use for the outline of the pattern. I then sectioned off two sides for tooled sections to be stitched on. The parts were then cut out, with the background being from dark brown chap leather, and the tooled sections from tooling leather. The first set of tooling leather pieces was glued to a piece of plexiglass with rubber cement and cased. A stitching line was drawn on 1/8" and a tooling line drawn 1/4" from the edge. The left sections of both were basket weaved, and the right sections had our names stamped down the center, and the



Letty's place mat.

After the stamping was completed the pieces were given a coat of Satin Shene and after drying Sheridan brown antique applied and rubbed off. When this was dry, another coat of Satin Shene applied.

The pieces were then contact cemented to the back piece very carefully. The stitch holes were then punched using a set of Craftool diamond punches.



Norm's place mat.

For stitching, the pieces were clamped in a stitching clam made by John Wickstrom, with his extender attached to hold it vertical when sewing the inner lines.


Now came the tedious part, as the chap leather was soft with a fuzzy backside, and most of the stitching holes had closed up, and I had to search for them. This slowed down the stitching process tremendously.

After the stitching was complete, the stitched areas were tapped with a mallet to set them completely into the leather. After that, both the front and backs of each were given several

surrounding areas basket weaved. Craftool # X500 was used on one mat, and X 501 used on the other. Craftool 8138 (3/4" wood design) alphabet stamps used for the names, and a Hackbarth border tool was used around the borders.

**Next Meeting on
Sunday November
9th at 1:00 PM**

*Meet at The Cedar Grange Hall
No. 534 at Maple Valley
(See last page for map
& directions)*



John's stitching clam.

coats of Satin Shene. This was to allow them to be wiped with a damp cloth.

A couple differences I would make in the future would be to go from the 4 oz leather I used up to a 6 oz. This is to get better definition in the stamping and antiquing. The other would be to make templates of the stamping tools to be able to keep the lines straight instead of curving up at the interrupted sections where the names are. But, this being my first time at something like this, I am satisfied. Most importantly, so is Letty.

Norm Lynds

Workshop Report

WORKSHOP REPORT - JANUARY 2015.

See you all at the
January meeting.

Len Madison
Workshop Co-ordinator

We are into the New Year and starting the year off well with a great project that Roger Kaiser first came up with and allowed Paula to copy and use as presents at the Christmas Gift Exchange. That was a scalpel holder with front pocket for spare blades.

We should be able to get the whole project completed at the meeting (no decorations or tooling, that can be done when we each make subsequent ones).

Roger said he would provide the leather for the outer parts and the division. Each of us needs to provide the following:

Lining leather, consisting of either pigskin, goat or sheep.

Sewing gear, consisting of stitching horse, awl, needles, thread.

Cutting Board.
Clicking knife.
Contact Cement.
Edging tool, Edge dye or other finish.



Paula will bring some heavier leather to be used as a well to protect both the blade in the scalpel and the stitching.

Magnets (small), they come in tubes of 10 each for \$3.00. Paula will bring enough magnets for anybody who wishes to buy from her and anybody who wishes to go to Harbor Freight can also purchase their own.

Looking ahead a little bit, Paula's friend Karen who has an arts degree will do the February workshop consisting of colors, how to mix, what to mix to get what shades, etc. Should also be a very informative workshop.

Scalpe Sheath/holders

As you might have seen in Len's Workshop Report, Roger Kaiser is conducting the workshop in January on make a scalpel sheath/holder.

Roger came up with this idea a few years ago and make one for the Christmas Gift Exchange and I was lucky enough to get it.

It was a great idea and extremely useful and I consider myself very fortunate to have picked it.

Last year I asked Roger if he had any objections if I used his idea a make a couple of the sheaths for the Christmas Gift Exchange. Roger very generously gave his blessing and I made two and they in turn were also well received.

Since then I have had some requestes from members for a workshop on making these. They have two pockets, one for the scalpel handle and one for spare blades.

Since it was Roger's brainchild, I felt Roger would be the best person to do the workshop.

I have been to Harbor Freight and found the magnets (3/16ths inch diameter). They come in a tube of 10 at \$2.99 plus tax. I have purchased 10 tubes and will have them at the January meeting for \$3 per tube for anybody that wishes to buy them. If you wish to go to Harbor Freight yourself, that also is good.

The January workshop will be worth attending.

Paula Marquis



Closed sheaths



Pockets open, showing storage of blades



Showing scalpel handles and closed pockets

Western Washington (Seattle/Tacoma/Everett)
PSLAC CURRENT SCHEDULE FOR 2014

General Member's meetings are on the 2nd Sunday of each Month unless specified below. 1:00 PM to 4:00 PM approx.

• Meetings held at Cedar Grange Hall No. 534 at Maple Valley General meetings start at 1:00 PM followed by the mini-demos

Breakfast informal get-together locations:

North Breakfast >>> Last Friday of the month at 10:00 AM. Lake Forest Park Town Centre. 17917 Bothell Everett Hwy, Bothell, WA 98012 Bothell Way N, bordered by 170th N. & Ballinger Way N. Meet in the Third Place Books eating area

South Breakfast >>> 3rd Saturday of the month at 8:30 AM. Homestead. 7837 S Tacoma Way, Tacoma, WA 98409 (253) 476-9000

All Day-Workshop Schedule for 2014:

TBA

Jan 11 1:00—4:00 PM Cedar Grange General meeting - Making a scalpel handle/blade sheath/protector.

Feb 8 1:00—4:00 PM Cedar Grange General meeting - Colors: properties, hues, mixing

Mar 8 1:00—4:00 PM Cedar Grange General meeting.

Apr 12 1:00—4:00 PM Cedar Grange General meeting.

May 3 1:00—4:00 PM Cedar Grange General meeting.

Jun 14 1:00—4:00 PM Cedar Grange General meeting.

Jul 12 1:00—4:00 PM Cedar Grange General meeting.

Eastern Washington (Tri –Cities) Desert LeatherCraft Group (DLG) PSLAC CURRENT SCHEDULE FOR 2014

Tri-Cities Desert LeatherCraft Group Member's meetings are on the 3rd Saturday of each month unless specified below:

- Informal meetings held at Spokane Tandy Leather Factory Store, 1702 North Monroe Street, Spokane, WA 99205 (Call (509) 328-9939 for directions).

Eastern Washington (Spokane) PSLAC East PSLAC CURRENT SCHEDULE FOR 2014

PSLAC East Member's meetings are on the 1st Saturday of each Month unless specified below. 9:30 AM to 12:30 PM approx.

- Informal meetings held at Spokane Tandy Leather Factory Store, 1702 North Monroe Street, Spokane, WA 99205 Contact Ken Bush for time, date (normally the 1st Saturday) & details.

We are members of PSLAC-East (Puget Sound Leather Artisans Co-op). The East is because we are East of the Cascade Mountains. We offer classes in leathercraft at the Spokane Tandy Leather Factory store. These classes are free and open to the public. An informational newsletter is sent out prior to each class with a short description of the class, whom the instructor will be and what tools will be needed. We also schedule ad-hoc classes which are announced in the newsletter. To be on our mailing list for class notifications, please send an email (including your full name) to whiterosex@aol.com requesting to be on the PSLAC-East mailing list.

All Day-Workshop Schedule for 2014:

TBD

Ideas for Future classes: Masks, Sporrans, Holster – w/clip, Embossing, Celtic knot carving, Picture frames, Horse Tack

Ken Bush

White Rose Leather

11923 E. Fairview Ave.

Spokane Valley, WA 99206, 509.294.1883

Did You Know.....?

A Word to Our Readers

Please send your tips for "Did You Know ...?". What we'd like are short items on tricks you have discovered while working with leather which might be helpful to your fellow artisans. It could be a type of material or a technique or some other item that you have found useful in your leatherwork and you would be willing to share with others. So if you don't have an article (which we would also gladly accept!) but you may have a tip or trick that you have found works please drop us a line at dblyman@yahoo.com. Please include your name and email address so we can let others know who you are. Thank you. David Lyman, Editor

PSLAC Members Only Advertisements

Any PSLAC Member can advertise leather related products or services subject to approval. Just send your text, pictures and/or logo to webmaster@pslac.org

Sea Leather Wear Genuine Fish Leather Skins



For the custom manufacturing of shoes, handbags, and all sorts of apparel and accessories

Offering a 10% discount to the PSLAC members



<http://www.sealeatherwear.com>


Stanley Major

Customerservice@sealeatherwear.com

Skype: sealeatherwear

Calgary, Alberta, Canada

403-689-4701



Leather Accents Custom Stitching Horses & Clams

John Wickstrom—Maker

Beautiful handcrafted wood Call
for information 360-456-1688



Leather Big Book¹ Covers www.leatherbigbookcovers.com by Bob Stelmack, Desert Leathercraft LLC

Let your imagination run wild
and have a **Custom Leather Big
Book¹ Cover** made for you. The
covers will be "one-of-kind"
and are quite striking.

¹The Big Book is a registered trademark
of Alcoholics Anonymous World
Services, Inc



www.leatherbigbookcovers.com

PSLAC Members Only Advertisement Page

Any PSLAC Member can advertise leather related products or services, subject to approval. Just send your text, picture and/or logo to webmaster@pslac.org

MARQUIS UNIQUE LEATHER ARTISTRY, LLC



I make almost anything that can be made from leather and can be sewn by hand. A lot of my works are 'bespoke items', meaning, one off, individual custom requests, ranging anywhere from books and folders to rifle scabbards, holsters and golf bags, fully carved and stamped, and any and all articles in between, which also includes moulded bowls and pictures.

Phone: (206)-523-6295
E-mail: marquispg@aol.com

www.marquisuniqueleather.com



GEER'S CUSTOM LEATHER
307-674-9226

Chan J. Geer
41 W. 7th Street
Sheridan, WY 82801

Custom Maker Stamps

Grey Ghost Graphics

By Jeff Mosby

Custom maker stamps, laser cut acrylic templates
and custom tapoffs for the leather craft field.
Custom cut from your artwork at reasonable rates!

P.O. Box 30268, Myrtle Beach, SC 29588
(866) 205-9810 or (843) 903-4788

www.greyghostgraphics.com



Black Horse Leatherworks & Saddlery specializes in high quality & unique custom western tack and apparel. We make some English items such as Schooling chaps & Stall items. We make all our leather items one at a time, by hand per our clients specifications.

C.E. Gessell, Owner

Our Motto: If you can imagine it... we can create it!

Fantastic Leather Burnisher

- ▶ New and Improved
- ▶ Faster than ever
- ▶ Cuts burnishing time by 90%
- ▶ Improves quality and appearance
- ▶ Consistent finish in a single pass
- ▶ New products available



For more information
call 509-200-9353

View our eBay Store:

<http://stores.ebay.com/scentofleather>

Visa & Mastercard orders accepted by phone

New Edge Finishing System Available



Norm Lynds, Toolmaker

Mallets, Modelers, embossing tools, lifters and others on request

Phone: (425) 357-1001

E-mail: sagerat2003@yahoo.com

Leather Company Advertisement Page

Support our sponsors and take advantage of the PSLAC Membership Discounts...

Tandy Leather Factory

The Leather Factory #21 PORTLAND
Toll Free: 888-277-3360
13221 NE Whitaker Way Portland, OR 97230

Tandy Leather #126 SEATTLE
Toll Free: 866-220-9698
14713 Aurora Ave N Seattle, WA 98133

The Leather Factory #09 SPOKANE
Toll Free: 800-822-8437
28 W Boone Ave Spokane, WA 99201

Tandy Leather #124 TACOMA
Toll Free: 888-222-0510
13819-C Pacific Ave South Tacoma, WA 98444

Outside Washington (206) 328-0855
1-800-343-9949 Fax: 328-0859

MACPHERSON

Leather Company

Leather, Shoe Finding and Saddlery

Offering a 30-40% off retail discount to the PSLAC members

519 - 12th Avenue S.
Seattle, Washington 98144

www.macphersonleather.com



Toll Free:
(800) 541-3264
Bee Natural
Leathercare

*The ultimate inleather care
products*

P.O. Box 820803, Vancouver, WA, 98682-0018
(360) 891-7178 , FAX: (360) 891-7166

E-mail: bnatura@pacifier.com

BRETTUNS VILLAGE LEATHER

Selling odd lots, miscellaneous overstocks, bargain leathers
and leathercraft

accessories, all from Maine, only online

Sides, Full Hides, Buckles, Key Rings, Laces,
Thread, Tools, Rivets, Scrap Pieces, Elk & Buffalo
Scrap

Always Free Shipping in the 48 States

www.brettunsvillage.com

GLOBAL LEATHERS



Web site: www.globalleathers.com

Telephone : 212-244-5190

Fax : 212-594-7515

E-mail: globalleathers@usa.net

Paul Crystal

Offering a discount to the PSLAC members

Address update:

Brettuns Village, Inc.
557 Lincoln St
Lewiston, ME 04240
TEL: (207)782-7863
FAX: (207)782-7448

Steve Derricott



Twister D Products

301 E. Bower St.

Meridian, Idaho 83742

(208) 884-3766 - Fax (208) 884-3767

A Division of Gfeller Casemakers, Inc.

www.lacemaster.com

Offering a 10% discount to the PSLAC members

Leather, Suede, Skins, Inc.

261 West 35th Street

11th Floor, New York, NY 10001

Tel: (212) 967-6616

Fax: (212) 564-5759

www.leathersuedeskins.com

Email: leather.suede.skins@att.net



Offering a 10% discount to the PSLAC members



Dusty Johnson

PLEASANT VALLEY SADDLE SHOP

1220 S. County Rd. 21

Loveland, CO 80537

Phone: (970) 669-1588

Fax: (970) 669-1589

E-Mail: dusty@pvsaddleshop.com

URL: <http://www.pvsaddleshop.com>

Offering a 10% discount to the PSLAC members

RawHide Gazette

Editor/Publisher : David Lyman

Co-Founders: Bill Churchill & General Seymour

Treasurer: George Marquis

Secretary: Paula Marquis

Directors: Ken Erickson, Len Madison, Roger Kaiser, Paula Marquis & Norm Lynds

The **RawHide Gazette** is published monthly (12 times a year).
Address for information and correspondence:

PSLAC, c/o George Marquis, PO Box 25816, Seattle, WA 98165, USA

E-Mail: Billing@pslac.org

PSLAC Membership:

“a” - Internet access to **RawHide Gazette** including Member only area & meeting attendance \$20/year. (1 Person)

“b” - US Postal Mail copy of **RawHide Gazette** including new Member only articles & meeting attendance \$30/year. (1 Person)

“j” — Junior (16 and under) Internet access to **RawHide Gazette** including Member only area and meeting attendance \$10 per year.

All submissions are subject to editing for clarity and length.

All articles submitted must be accompanied by name, address and permission of writer

Advertising Rates

The **RawHide Gazette** offers advertising space to interested parties.

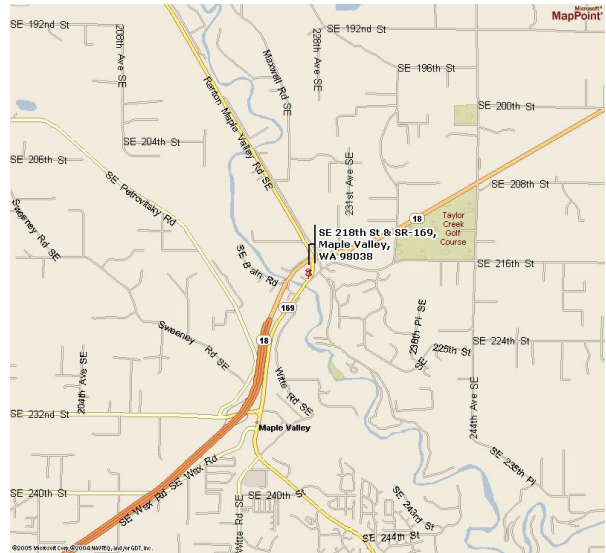
Ad spaces are as follows:

1/4 Page or Business Card.....	\$60 USD
1/2 Page.....	\$110 USD
1 Full Page.....	\$200 USD

These rates cover a six month time period. PSLAC members are entitled to a 25% discount. Leather companies supporting PSLAC are given free Business Card size advertisement, additional space at regular rates.

The Puget Sound Leather Artisans Co-Op can be found at:

<http://www.pslac.org>



Directions to Cedar Grange #534:

From I-405 take the SR169 exit and proceed toward Maple Valley on the Maple Valley Highway. In about 10 Miles you will reach the SE 216th/SE 218th Street intersection. Turn Right onto SE 218th (the down-sloping hill on the left next to the Maple Valley Market parking lot) towards the big white/gray building next to the bridge (the Cedar Grange). The parking lot is on the first left.

From Highway 18 take the SE 231st, Junction 169, Maple Valley exit. Proceed to the Highway 169 (Maple Valley Highway) junction. Turn North (toward Renton) on Highway 169 and go about ¾ mile until you reach the SE 216th/SE 218th Street intersection. Turn left onto SE 218th (the down-sloping hill on the left next to the Maple Valley Market parking lot) towards the big white/gray building next to the bridge (the Cedar Grange). The parking lot is on the first left.

From Issaquah take Front Street toward Hobart and Highway 18. In about 10 miles get on Highway 18 West heading toward Maple Valley and Auburn. Follow the Highway 18 instructions.

PSLAC
c/o George Marquis
PO Box 25816
Seattle, WA 98165
USA