

Raw Hide Gazette

Copyright © 2016 by PSLAC, All Rights Reserved

"Without question, the *Raw Hide Gazette* is by far the best and most informative and comprehensive Guild publications of all of them! You are to be commended for your very fine and professional efforts. Keep up the good work. With admiration"
/signed/

Al & Ann Stohlman, December 1997



<https://www.facebook.com/groups/579402962214064/>

PSLAC Website

<http://www.pslac.org/>

Puget Sound Leather Artisans Co-Op

March 2017

Hide Highlights

Page

- 1 February Meeting Workshop
- 5 Meeting Activities For March
- 8 Meeting Directions to Cedar Grange #534

(Always room for more articles, tips, ideas or whatever. Just send to stelmack@nwlinc.com)

Our PSLAC MISSION is...

To further the enjoyment of leather and to help others learn more about the real joy of leather - working as a group and sharing ideas and knowledge of leather, its uses and how to use it. To pass on this knowledge to others and then have them pass it on to the new members who come later. A fellowship with peers, young and old, expert and non-expert, anyone who has the love of leather.

To show and demonstrate to people outside the Co-Op leather in all forms and try to help them to become interested in leather.

...to share...

time talent, with all others in the Co-Op, especially the young.

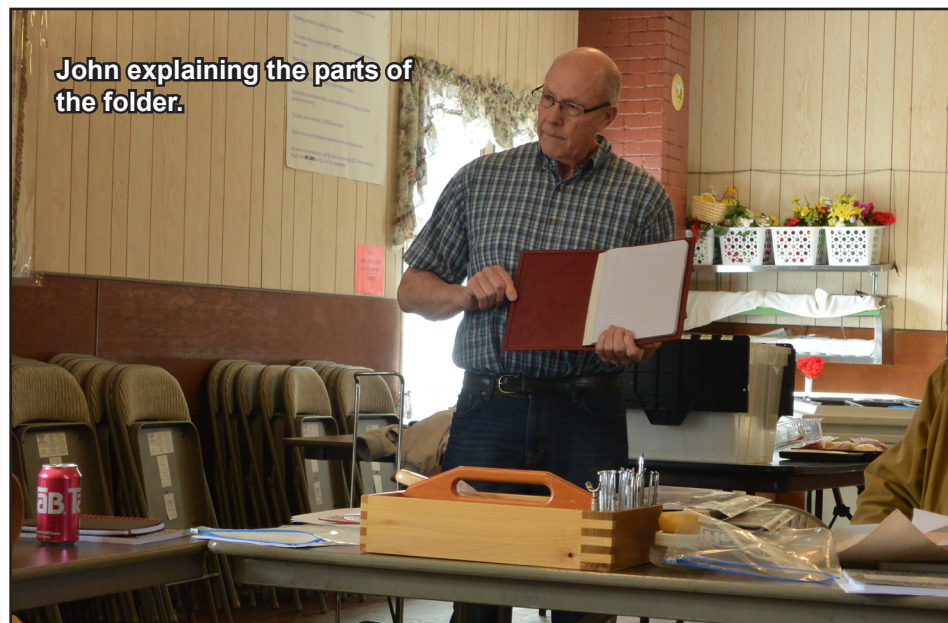
February Meeting Workshop

Everybody came prepared for a good, fun filled, tooling day.

John had drawn up a nice pattern for us and he went through the process of how we would be putting the folder together. He

his tooling piece completed and most of us were well on the way and would be able to finish it at home ready for March.

John also had various folders he had made, all a little different. The first one he did he put pockets on the inside of both the front and back covers, but, has since decided that that was not a good idea as when you turn



brought plenty of composition books so we could all buy a few spares from him.

John provided tracing patterns for all of us and we knuckled down to do some work.

After explaining his methods and techniques for tooling, he went around and gave us all some personal tuition. John is really very good. I guess that's why he wins a lot of Grand Champion Ribbons.

I think that John was the only one who got

the page to write on the other side, it lays on the pockets and gives an uneven surface to write on.

The final folder we will be doing will not have pockets on the inside, but, will have a pen holder.

Paula Marquis

Front cover of one of the sample folders.




Another sample, front cover.

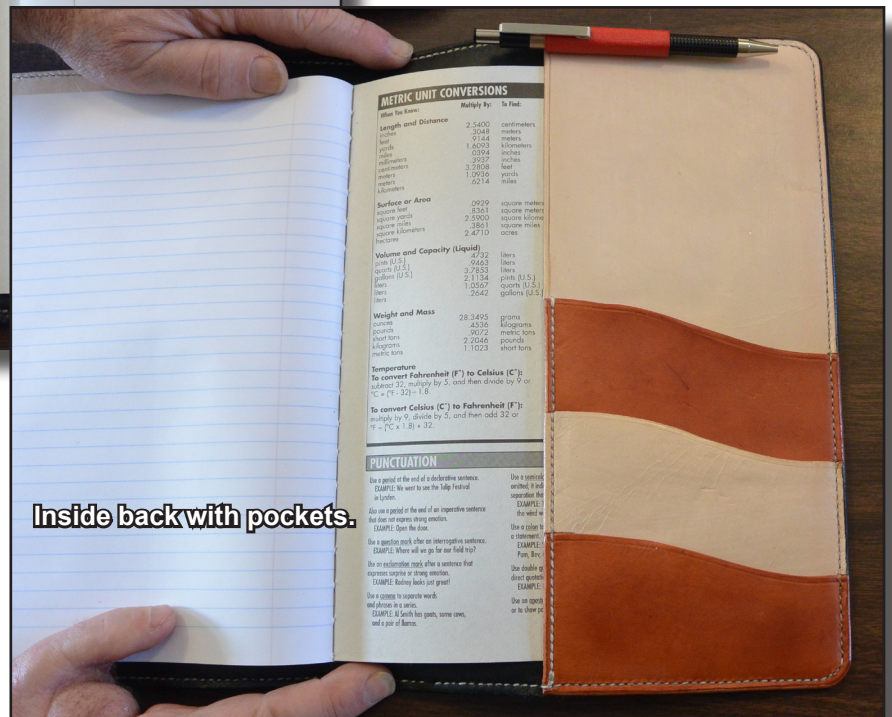


Back cover for the second sample.






Inside front with pockets.



Inside back with pockets.



Darlene busy tracing her pattern.



Gathering around for detailed instruction.



Meeting Activities For March

Those of us who didn't get finished with the tooling for the appliqué piece for the folder will have it all finished, dyed and/or coloured by the March meeting.

So for the March meeting we will be making the folder and putting the appliqué on the front cover.

We will need to bring the following for the project:

5" x 7" tooling leather for appliqué, John suggests 4/5oz, can use heavier if one prefers. John has drawn up one of his very nice patterns and will bring copies for everybody.

- Tooling Stone.
- Swivel Knife
- Mallet
- Transparent ruler
- Clicking Knife or your favourite leather cutting knife.
- Tracing Film
- Pencil

- Stylus
- Strop and modeling spoon

Stamping Tools:

- Pear Shaders - P213, P217, P370 if you don't have these, similar.
- Bevelers - B936, B701, B702
- Sheridan Style Checkered Bevelers, small and medium
- U852, A104 and A888
- Thin Sheridan style veiner or H907
- Large Sheridan Style mulefoot.
- Lifter or Undercut Bevelers for raising.

Materials for the Folder:

- 4/5oz leather for the body, can be finished or natural to apply our own type of finish.
- X-Ray plate or Mat board for stiffener.
- Finished size of the folder will be 11-3/4" x 17". (Cut a little larger to allow for trimming).
- There will be 2 pockets each 7-1/2" x 11" this will be 3/4oz leather.
- Pen holder 2" x 2" cut from kangaroo or 1/2oz leather.

I think we've covered everything, but, of course, the usual drill, if we've forgotten something please bring it.

Just a little reminder for those who are interested in going to the Mountain Man Show, it will be on Saturday 11th March and Sunday 12th March. As we will all be at the meeting on Sunday 12th, that leaves us Saturday 11th to go to the Mountain Man Show and have a lot of fun. A good place to pick up all sorts of supplies and Tandy also have a stand at the Show, so again a good time to pick up extras.

There are lots of interesting hair-on skins to buy. It's where I pick up a lot of my unusual skins, like badgers, skunks, beavers, bear, etc. A friend of mine comes and she finds all sorts of vintage beads for her beadwork. It's at the Monroe Fairgrounds, and if you've never been, I would recommend you go and have a look.

Paula Marquis

PSLAC Members Only Advertisement Page

Any PSLAC Member can advertise leather related products or services, subject to approval. Just send your text, picture and/or logo to stelmack@nwlink.com

MARQUIS UNIQUE LEATHER ARTISTRY, LLC

Paula and George Marquis

www.marquisuniqueleather.com




I make almost anything that can be made from leather and can be sewn by hand. I do not like sewing machines and cannot get along with them. Therefore, that excludes making clothing, which entails using very soft leather.

A lot of my works are 'bespoke items', meaning, one of, individual custom requests, ranging anywhere from books and folders to rifle scabbards, holsters and golf bags, fully carved and stamped, and any and all articles in between, which also includes saddles and harness.

I like to make articles that are practical, such as all kinds of bags (including brief cases, bible covers, etc.), belts with a challenge, mouse pads, tissue box holders, knife and sword sheaths, 11th Century bottles (sealed so they can be used as wine carafes), to various types of boxes (both useful and decorative) and other artistic decorations including such things as moulded bowls and vases as well as framed pictures.

Phone: (206)-523-6295

Email: marquispg@aol.com



Leather Accents

Custom Stitching Horses & Clams

John Wickstrom—Maker

Beautiful handcrafted wood

Call for information (360) 456-1688



Norm Lynds, Toolmaker

Mallets, Modelers, embossing tools, lifters
and others on request

Phone: (425) 357-1001

E-mail: sagerat2003@yahoo.com

Leather Companies & Sponsors Page



**Washington State Stores: Seattle, Tacoma,
Spokane**
(www.tandyleather.com)

Seattle, WA

14713 Aurora Ave N
Shoreline, WA 98133
Manager: Andy Stasiak
Phone: 206-417-6100

Tacoma, WA

13819 Pacific Ave S
Tacoma, WA 98444
Manager: Diana Vanwyck
Phone: 253-548-1100

Spokane, WA

1702 N. Monroe St.
Spokane, WA 99205
Manager: Jason Jones
Phone: 509-328-9939

RawHide Gazette
Contact : Ken Erickson
Treasurer: Jeff Bement
Secretary: Paula Marquis
Directors: Ken Erickson, Len Madison, Roger
Kaiser, Paula Marquis & Norm Lynds
The RawHide Gazette is published monthly
Address for information and correspondence:
PSLAC, c/o Jeff Bement, PO Box 24034 Federal
Way, WA 98093
EMail: pslac@pslac.org , Billing@pslac.org

PSLAC Membership:

- "a" Internet access to RawHide Gazette including Member only area & meeting attendance \$20/year. (1 Person)
- "b" US Postal Mail copy of RawHide Gazette including new Member only articles & meeting attendance \$30/year. (1 Person)
- "j" Junior (16 and under) Internet access to RawHide
- Gazette including Member only area and meeting attendance \$10 per year.

All submissions are subject to editing for clarity and length.
All articles submitted must be accompanied by name, address and permission of writer

▼ **Support our sponsors and take advantage of the PSLAC Membership Discounts...** ▼

BRETTUNS VILLAGE LEATHER

Selling odd lots, miscellaneous overstocks, bargain leathers and leathercraft accessories, all from Maine, only online

Sides, Full Hides, Buckles, Key Rings, Laces, Thread, Tools, Rivets
Scrap Pieces, Elk & Buffalo Scrap

Always Free Shipping in the 48 States

www.brettunsvillage.com

Brettuns Village, Inc.

557 Lincoln St

Lewiston, ME 04240

TEL: (207)782-7863, FAX: (207)782-7448

Steve Derricott



Twister D Products

301 E. Bower St.

Meridian, Idaho 83742

(208) 884-3766 - Fax (208) 884-3767

A Division of Gfeller Casemakers, Inc.

www.lacemaster.com

Offering a 10% discount to the PSLAC members

**Outside Washington
1-800-343-9949**

**(206) 328-0855
Fax: 328-0859**

MACPHERSON

Leather Company

Leather, Shoe Finding and Saddlery

www.macphersonleather.com

Offering a 30-40% off retail discount to the PSLAC members

**519 - 12th Avenue S.
Seattle, Washington 98144**



**Toll Free:
(800) 541-3264**

**Bee Natural
Leathercare**

*The ultimate in
leather care prod-
ucts*

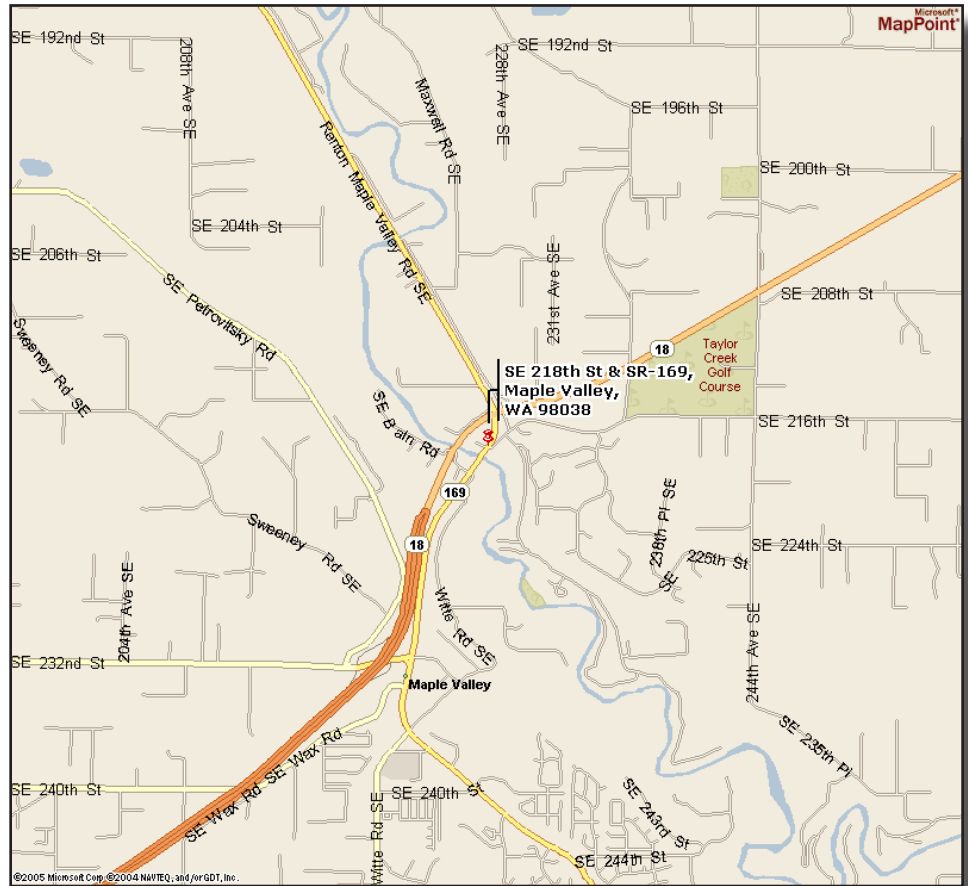
P.O. Box 820803, Vancouver, WA. 98682-0018
(360) 891-7178 , FAX: (360) 891-7166
Email: bnatura@pacifier.com

Meeting Directions to Cedar Grange #534

From I-405 take the SR169 exit and proceed toward Maple Valley on the Maple Valley Highway. In about 10 Miles you will reach the SE 216th/SE 218th Street intersection. Turn Right onto SE 218th (the downsloping hill on the left next to the Maple Valley Market parking lot) towards the big white/gray building next to the bridge (the Cedar Grange). The parking lot is on the first left.

From Highway 18 take the SE 231st, Junction 169, Maple Valley exit. Proceed to the Highway 169 (Maple Valley Highway) junction. Turn North (toward Renton) on Highway 169 and go about $\frac{3}{4}$ mile until you reach the SE 216th/SE 218th Street intersection. Turn left onto SE 218th (the downsloping hill on the left next to the Maple Valley Market parking lot) towards the big white/gray building next to the bridge (the Cedar Grange). The parking lot is on the first left.

From Issaquah take Front Street toward Hobart and Highway 18. In about 10 miles get on Highway 18 West heading toward Maple Valley and Auburn. Follow the Highway 18 instructions.



PSLAC
c/o Jeff Bement
PO Box 24034
Federal Way, WA 98093
USA

