

# Raw Hide Gazette

Copyright © 2017 by PSLAC, All Rights Reserved

"Without question, the *Raw Hide Gazette* is by far the best and most informative and comprehensive Guild publications of all of them! You are to be commended for your very fine and professional efforts. Keep up the good work. With admiration"  
/signed/

Al & Ann Stohlman, December 1997



<https://www.facebook.com/groups/579402962214064/>

PSLAC Website

<http://www.pslac.org/>

Puget Sound Leather Artisans Co-Op

May 2017

## Hide Highlights

### Page

- 1 Dry Brush Workshop
- 2 Dry Brush Workshop Pictures
- 3 Dry Brush Workshop Color Close-ups
- 4 Fred's Holster
- 5 Updated Leather Backdrop Display for Next Local Convention
- 6 Leather Magazines Available
- 7 Portland Tandy Class May 2017 Schedule
- 7 Meeting Activities For May
- 7 Humorous Moment from Paula
- 10 Meeting Directions to Cedar Grange #534

### Our PSLAC MISSION is...

To further the enjoyment of leather and to help others learn more about the real joy of leather - working as a group and sharing ideas and knowledge of leather, its uses and how to use it. To pass on this knowledge to others and then have them pass it on to the new members who come later. A fellowship with peers, young and old, expert and non-expert, anyone who has the love of leather.

To show and demonstrate to people outside the Co-Op leather in all forms and try to help them to become interested in leather.

...to share...

time talent, with all others in the Co-Op, especially the young.

Just a reminder that the May meeting will be on the first Sunday the 7th as the second Sunday is Mother's Day

## Dry Brush Workshop

Well, all I can say Fred is THANK YOU VERY MUCH it was a great workshop and everybody got a lot out of it.

Fred brought a progressive sample board to show the use of the different colours as we did an autumn coloured maple leaf.

He carefully explained the results obtained by using sharpies and tom bow pens as well as brushes. Each method gives varying results and with practice each person can determined which method gives them the best results. It's always good to try different ideas.

Fred had put in a lot of work for us by tooling a hex coaster for each person so the class was spent entirely on the colouring and not having to do any tooling first. THANK YOU Fred, that was very thoughtful.

We all had a lot of fun, gained knowledge and acquired confidence to go home and try some projects using Fred's advice.

Paula Marquis







# Dry Brush Workshop Pictures










## Fred's Holster

At the May meeting Fred Nachbar brought a belt and holster rig that he had made in 1982 for a black powder revolver. As the handmade belt buckle and loop that he purchased had flowers included in the design, one can be seen in the loop, he used floral design in the leather carvings also. The set consists of the belt, holster, bullet pouch and powder flask carrier.


Norm Lynds





## Updated Leather Backdrop Display for Next Local Convention

Last year I was able to sell my custom Leather Book Covers at the Inland Empire Roundup convention held at the Tri-Cities Convention Center. There were tables for the covers and a hair-on-hide full leather hide used for a backdrop.




This year, after asking questions from potential customers, I modified the plain square frame and added four other horizontal bars to display sample leather colors.



The idea all started when I asked one customer last year: *"What colors or types of leather would interest people the most?"* She said: *"Look at the purses!"* I did and this year I've changed the backdrop to include some of the other colored leathers I have on hand, ready to make their custom leather book cover.

I still sell mostly black, brown, red, blue, green and purple covers, but in the early years of making covers I acquired some reasonably price "odd lots". I think this new display will generate some interest and more sales. Here it is set up for a test.

**Bob Stelmack**



## Leather Magazines Available

Please contact the George at the following email address:

From: George <mwrench@aol.com>  
Subject: PSLAC  
To: PSLAC

You can probably answer my questions, if you will.

I started Leather crafting in the very early '80's. I am pretty much self-taught, not counting having bought and read many, many Al Stohlman books over the years.

I am not a member of your club. I am a member of IILG., But I have not carved any

leather in years. And truthfully, I miss it.

I still receive the Leather Crafters and Saddlers Journal and that is the subject of this letter. Bought my first issue in May of 1982 — Make It With Leather — and have saved almost every issue since. Most of them still have the the "Inserted pattern pages" intact.

I am attaching a spread sheet showing the issues I have. I never threw any away but I may have misplaced a few. They are in Good shape or better. I do not want to toss them but I would be happy to sell them, for a fair price, and find them a home where they will be used.

Could you pass this sheet on to your members and ask if they are interested?

What, in your opinion is a fair price? I would like to sell them all together. We hare looking at about 50 pounds in freight so it would be better if someone picked them up Or I will deliver them a reasonable distance. I live in Kent, WA.

By the way, I have many crafting tools and stamps put away. I always bought the best (you should see my Swivel Knife. They don't come any better.) I may want to sell these someday.

And I also have F.O. Baird's Leather Secrets and his Design Artistry. Both are pristine. Don't think I ever used them

Thanks for you feedback and help.

George

	1975	1976	1977	1978	1979	1980	1981	1982	1983	1984	1985	1986	1987	1988	1989	1990	1991	1992	1993	1994	1995	
January																						January
February																						February
March																						March
April																						April
May																						May
June																						June
July																						July
August																						August
September																						September
October																						October
November																						November
December																						December
	1996	1997	1998	1999	2000	2001	2002	2003	2004	2005	2006	2007	2008	2009	2010	2011	2012	2013	2014	2015	2016	
January																						January
February																						February
March																						March
April																						April
May																						May
June																						June
July																						July
August																						August
September																						September
October																						October
November																						November
December																						December

## Portland Tandy Class May 2017 Schedule

### May 6th

Time of Class: 10AM to 3PM: Open Table:  
Cost: free

Description/Instructions: Does a project got you stumped? Not sure you have the all the right tools? Need help putting a project together? Or do you just need extra space to work? Get answers to your questions, demonstrations, and even use some of our tools.

### May 13th

Time of Class: 10 AM to 2PM: "SCARY TOOL CLASS!!" Cost \$5.00: Instructor: **Ray**

Description/Instructions: This class will walk through all the tools Tandy Leather sells used for cutting, skiving, or trimming leather for all your projects. For example, the round knife, trim knife, safety beveler, super skiver, industrial knife set (clicker knife), swivel knife blades, etc... Learn the most effective and SAFE ways to sharpen, care for, and use these tools. We will take your fear and make you fearless!

### May 20th

Time of Class: 10AM -3PM: Tooled Key Fob: Cost: \$5.00: Instructor: **Doug**  
Description/Instructions: In this beginning level tooling class, you'll have the opportunity to experience each of the seven basic tools that will help set the foundation for most all your leather carving. Doug will assist you by going through the tips and tricks of each tool, leaving you with a better understanding of how to use them as well as your own completely custom handmade key fob.

### May 27th

Time of Class: 10AM – 3PM: Belt Making: Cost: \$25.00: Instructor: **Aaron**  
Description/Instructions: Join our skilled guest instructor Aaron in creating a custom fitted belt that is sure to last! In this class, you will learn various finishing techniques and tricks that will apply to a wide variety of leatherscraft projects. Aaron will also demonstrate proper fitting techniques for creating your own belts. In this class belts will be fitted to size, dyed, edged, and finished. All tools and materials will be provided. If available, please bring along a belt that fits for accurate sizing.

### SPECIAL EVENT!

Join us at the Tandy Leather booth during the Rocky Mountain Leather Trade Show in Sheridan Wyoming on Friday, Saturday & Sunday, May 19, 20 & 21, 2017 from 9am to 5pm each day.

## Meeting Activities For May

Just a reminder that the May meeting will be on the first Sunday the 7th as the second Sunday is Mother's Day

The April meeting workshop was great and Fred did a really good job in preparation and explaining and demonstrating the dry brush technique then spent the afternoon watching and assisting and encouraging us all.

For the May meeting we have convinced Ken Eriksen to show us how to make the tubes with lids that he uses for a lot of his Mountain Man articles. The tube containers are useful for all sorts of things and can be made to any size and purpose that one want to use it for, such as storing awls, sewing needles, lacing needles and if made a little taller are good for putting in stamping tools to take to workshops, etc.

We probably won't get the project done in May, but, it can be continued in July. I can hear you asking what happened to June, but, in case anybody forgot, June is our Annual Picnic/Garage Sale/eating and socializing day.

Following is a list of items to bring in May:

- Tooling leather piece at lease 8" x 3-1/2" or 4" of minimum 8oz. (Larger piece of leather if you want to make the piece taller than 4". Also, longer piece of leather if working with a larger than 2" diameter.)
- Any kind of round dowell with a 2" diameter.
- Awl (Ken will bring curved awls for anybody who wants to try them.)
- Rubber push block
- Cutting Board and sharp knife
- Ruler
- Thread, needles, awl, stitching clamp (just in case)
- Pricking Iron or Stitch Marking Wheel
- Stitching Grover
- Contact Cement
- Tooling block, water container and sponge
- Mallet
- Geometric stamps for a simple pattern. Also border tool and swivel knife.

Ken will bring patterns for the container.

I think that covers everything and it's looking to be a good workshop.

See you all at the meeting.

**Paula Marquis**

## Humorous Moment from Paula





# PSLAC Members Only Advertisement Page

Any PSLAC Member can advertise leather related products or services, subject to approval. Just send your text, picture and/or logo to [stelmack@nwlink.com](mailto:stelmack@nwlink.com)

## MARQUIS UNIQUE LEATHER ARTISTRY, LLC

Paula and George Marquis

[www.marquisuniqueleather.com](http://www.marquisuniqueleather.com)




I make almost anything that can be made from leather and can be sewn by hand. I do not like sewing machines and cannot get along with them. Therefore, that excludes making clothing, which entails using very soft leather.

A lot of my works are 'bespoke items', meaning, one of, individual custom requests, ranging anywhere from books and folders to rifle scabbards, holsters and golf bags, fully carved and stamped, and any and all articles in between, which also includes saddles and harness.

I like to make articles that are practical, such as all kinds of bags (including brief cases, bible covers, etc.), belts with a challenge, mouse pads, tissue box holders, knife and sword sheaths, 11th Century bottles (sealed so they can be used as wine carafes), to various types of boxes (both useful and decorative) and other artistic decorations including such things as moulded bowls and vases as well as framed pictures.

Phone: (206)-523-6295

Email: [marquispg@aol.com](mailto:marquispg@aol.com)



## Leather Accents

### Custom Stitching Horses & Clams

John Wickstrom—Maker

*Beautiful handcrafted wood*

Call for information (360) 456-1688



## Norm Lynds, Toolmaker

Mallets, Modelers, embossing tools, lifters  
and others on request

Phone: (425) 357-1001

E-mail: [sagerat2003@yahoo.com](mailto:sagerat2003@yahoo.com)



# Leather Companies & Sponsors Page



**Washington State Stores: Seattle, Tacoma,  
Spokane**  
(www.tandyleather.com)

## **Seattle, WA**

14713 Aurora Ave N  
Shoreline, WA 98133  
Manager: Andy Stasiak  
Phone: 206-417-6100

## **Tacoma, WA**

13819 Pacific Ave S  
Tacoma, WA 98444  
Manager: Diana Vanwyck  
Phone: 253-548-1100

## **Spokane, WA**

1702 N. Monroe St.  
Spokane, WA 99205  
Manager: Jason Jones  
Phone: 509-328-9939

**RawHide Gazette**  
Contact : Ken Erickson  
Treasurer: Jeff Bement  
Secretary: Paula Marquis  
Directors: Ken Erickson, Len Madison, Roger Kaiser, Paula Marquis & Norm Lynds  
The RawHide Gazette is published monthly  
Address for information and correspondence:  
PSLAC, c/o Jeff Bement, PO Box 24034 Federal Way, WA 98093  
EMail: [pslac@pslac.org](mailto:pslac@pslac.org) , [Billing@pslac.org](mailto:Billing@pslac.org)

## **PSLAC Membership:**

- "a" Internet access to RawHide Gazette including Member only area & meeting attendance \$20/year. (1 Person)
- "b" US Postal Mail copy of RawHide Gazette including new Member only articles & meeting attendance \$30/year. (1 Person)
- "j" Junior (16 and under) Internet access to RawHide
- Gazette including Member only area and meeting attendance \$10 per year.

All submissions are subject to editing for clarity and length.  
All articles submitted must be accompanied by name, address and permission of writer

▼ **Support our sponsors and take advantage of the PSLAC Membership Discounts...** ▼

## **BRETTUNS VILLAGE LEATHER**

Selling odd lots, miscellaneous overstocks, bargain leathers and leathercraft accessories, all from Maine, only online

Sides, Full Hides, Buckles, Key Rings, Laces, Thread, Tools, Rivets  
Scrap Pieces, Elk & Buffalo Scrap

**Always Free Shipping in the 48 States**

**[www.brettunsvillage.com](http://www.brettunsvillage.com)**

Brettuns Village, Inc.

557 Lincoln St

Lewiston, ME 04240

TEL: (207)782-7863, FAX: (207)782-7448

## **Steve Derricott**



**Twister D Products**

**301 E. Bower St.**

**Meridian, Idaho 83742**

**(208) 884-3766 - Fax (208) 884-3767**

**A Division of Gfeller Casemakers, Inc.**

[www.lacemaster.com](http://www.lacemaster.com)

*Offering a 10% discount to the PSLAC members*

**Outside Washington  
1-800-343-9949**

**(206) 328-0855  
Fax: 328-0859**

## **MACPHERSON**

*Leather Company*

Leather, Shoe Finding and Saddlery

[www.macphersonleather.com](http://www.macphersonleather.com)

*Offering a 30-40% off retail discount to the PSLAC members*

**519 - 12th Avenue S.  
Seattle, Washington 98144**



**Toll Free:  
(800) 541-3264**

**Bee Natural  
Leathercare**

*The ultimate in  
leather care prod-  
ucts*

P.O. Box 820803, Vancouver, WA. 98682-0018  
(360) 891-7178 , FAX: (360) 891-7166

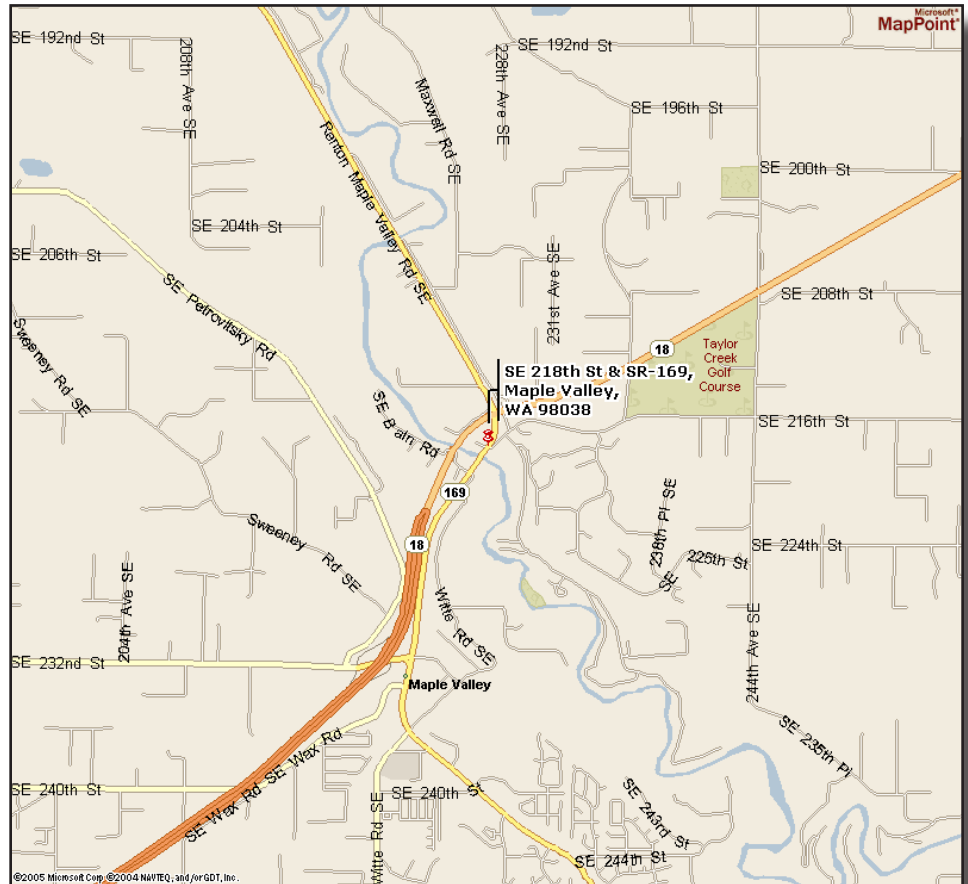
Email: [bnatura@pacifier.com](mailto:bnatura@pacifier.com)



**From I-405** take the SR169 exit and proceed toward Maple Valley on the Maple Valley Highway. In about 10 Miles you will reach the SE 216th/SE 218th Street intersection. Turn Right onto SE 218th (the downsloping hill on the left next to the Maple Valley Market parking lot) towards the big white/gray building next to the bridge (the Cedar Grange). The parking lot is on the first left.

**From Highway 18** take the SE 231st, Junction 169, Maple Valley exit. Proceed to the Highway 169 (Maple Valley Highway) junction. Turn North (toward Renton) on Highway 169 and go about ¾ mile until you reach the SE 216th/SE 218th Street intersection. Turn left onto SE 218th (the downsloping hill on the left next to the Maple Valley Market parking lot) towards the big white/gray building next to the bridge (the Cedar Grange). The parking lot is on the first left.

**From Issaquah** take Front Street toward Hobart and Highway 18. In about 10 miles get on Highway 18 West heading toward Maple Valley and Auburn. Follow the Highway 18 instructions.



**PSLAC**  
**c/o Jeff Bement**  
**PO Box 24034**  
**Federal Way, WA 98093**  
**USA**

