

Raw Hide Gazette

Copyright © 2017 by PSLAC, All Rights Reserved

"Without question, the *Raw Hide Gazette* is by far the best and most informative and comprehensive Guild publications of all of them! You are to be commended for your very fine and professional efforts. Keep up the good work. With admiration"

/signed/

Al & Ann Stohlman, December 1997



<https://www.facebook.com/groups/579402962214064/>

PSLAC Website

<http://www.pslac.org/>

Puget Sound Leather Artisans Co-Op

December 2017

Hide Highlights

Page

- 1 Paula's Key Fobs
- 2 Pendleton Leather Show
- 3 Pendleton Leather Show Vendor Contact Information
- 4 Key Fob Insert
- 7 Meeting Activities For December
- 7 Want to Know Local Tandy Class Schedules?
- 10 Meeting Directions to Cedar Grange #534

(Always room for more articles, tips, ideas or whatever. Just send to stelmack@nwlinc.com)

Our PSLAC MISSION is...

To further the enjoyment of leather and to help others learn more about the real joy of leather - working as a group and sharing ideas and knowledge of leather, its uses and how to use it. To pass on this knowledge to others and then have them pass it on to the new members who come later. A fellowship with peers, young and old, expert and non-expert, anyone who has the love of leather.

To show and demonstrate to people outside the Co-Op leather in all forms and try to help them to become interested in leather.

...to share...

time talent, with all others in the Co-Op, especially the young.

Paula's Key Fobs



At the North end breakfast Paula showed a couple of her key fobs with the inserts attached and the sides glued together. The 3 stones are dragon's eye (2), tiger's eye,(1), and fish skin (perch)



Below are the vendors I spend \$2,000 on to stock up on leather for Desert Leathercraft LLC to make leather big book covers by Bookcover Bob.



Pendleton Leather Show

My wallet is definitely lighter after the Pendleton Leather Show. Although the Sheridan Leather Outfitters are no longer in business, Vandy and Luke still organize the show and it gets bigger every year with new vendors showing their wares.

Vandy says that the 2018 show is already in the works. Time to start saving for the next show.

Here is a sampling of the vendors at this 2017 show and a link to all of the vendors:

<https://www.dropbox.com/sh/jnwqzvpgkgnnqbx/AAACIoFMvUO5m5hm6aesuHjja?dl=0>

Bob Stelmack
Richland, WA



Pendleton Leather Show Vendor Contact Information

Company	Phone	Contact
Barry King Tools	307-672-5657	www.barrykingtools.com
Barta Hide Co.	707-762-2965	
Bee Natural Leathercare	360-891-7178	www.beenaturalleathercare.com
Bork Saddlery Hardware	541-276-5207	www.borksaddleryhardware.com
Brett Bronson	406-293-2032	
C Loy's Leathers	915-239-9102	www.cloysleathers.com
Donley Rawhide	307-655-2223	Donley Rawhide on Facebook
Douglas Tools	307-737-2222	Douglas Saddle Co on Facebook
Dubois Leather	208-681-4340	www.duboisleatherandshoe.com
Frog Jelly Leather	817-969-5150	www.frogjellyleather.com
GRS Engraving	800-835-3519	www.grstools.com
Hamley's Saddle Academy	541-278-1100	www.hamleyco.com
Hansen Silver	209-847-7390	www.hansenwesterngear.com
Hermann Oak Leather Co.	800-325-7950	www.hermann oakleather.com
International Sheepskin	323-588-1818	www.isl-np.com
JBLD Leather School	509-899-4556	JBLD Leather Designs on Facebook
Knotty Linda	250-812-3958	www.knottylinda.com
LaceMaster	208-884-3766	www.lacemaster.com
Leather Machine Co.	866-962-9880	www.leathermachineco.com
Leather Wranglers	505- 269-8563	www.leatherwranglers.com
Marlin Leather Shop	509-750-5604	
Maverick Leather	877-845-0080	www.maverickleathercompany.com
Oregon Leather Co.	800-634-8033	www.oregonleatherco.com
Ron's Tools	406-745-2552	www.ronstools.com
Sepici Bros., LLC	949-302 5566	www.leatherplan.com
Shop Talk!	435-529-7484 ext 470	www.shoptalk-magazine.com
Steel Stamps Inc.	208-345-2550	www.steelstampsinc.com
The Tooling Bench	435-586-9591	
Tandy Leather		www.tandyleatherfactory.com
Trahide Co.	305-238-8060	www.trahide.com
Wayne Jueschke	775-738-6344	

Key Fob Insert

At the November meeting the project was a key fob with a stone or exotic leather insert. Paula gave everyone the pattern which was $\frac{1}{2}$ of the project. Case the leather and trace one side, flip the pattern over and trace the other. Make sure that the sides are equal as they are to be flipped over and sewn together later.


After cutting the piece from the leather, use dividers to draw a stitching line completely around the project $\frac{1}{8}$ to $\frac{3}{16}$ th of an inch from the edge. Deepen this line as a border line between the shoulders. Make sure to deepen it into the area which will be stitched.

Then, $\frac{1}{8}$ to $\frac{3}{16}$ th inch inside the stitching line on both sides at the shoulder where it starts to widen out, scribe another line around the bulb part of the piece. Cut this line with a swivel knife and on the inner surface tool with a border tool of your choice. On one side punch a small hole at the center of the circle. Make a template slightly smaller than the stone or leather you will be inserting and center it over the side where the hole is punched and scribe it. Cut this out with a scalpel and skive the inner surface down to accommodate the stone or other insert. Apply finish of choice to the top, and edges of the hole and waist.

Re case the leather if necessary and fit the stone or other insert down to a level surface. Put the key ring on and apply contact cement to both sides up to the top of the shoulder. After letting the cement dry, very carefully align the 2 sides together and press them together.

Stitch from shoulder to shoulder. Refer to pricking iron stamps on Paula's picture. Clean up the edges and apply the finish of choice to the edges.

Norm







Meeting Activities For December

Well, here we are with Christmas at our throats again. Where did the year go. Actually, when I think about it, we say that every year, but, I do find that every year seems to be going faster and I seem to be having trouble keeping up, must be old age!

There will be no workshop at the December meeting, mostly fun and socializing.

We'll have our annual gift exchange and if everybody brings a small snack, we'll be able to munch as we have fun. Bring all your latest projects for show and tell and any projects that you need advice on, one of us will probably be able to help.

Looking a little bit ahead for January. We'll spend the day tooling bark, various kinds and how to make them look as realistic as possible.

Do a little research and find some pictures of various types of bark and bring them to the meeting. Other supplies are the normal

tooling supplies, mallet, stone, dish, sponge, water, bevelers, scalpel, modeling spoons (various sizes and shapes) and of course some leather to do all this on. Best leather thickness to learn on is anywhere from 7/8 oz on up. There is no set size piece to bring, just bring 3 or 4 pieces.

See you all at the meeting.

Paula Marquis

Want to Know Local Tandy Class Schedules?

Well, Tandy has an on-line list of the schedules at:

<https://www.tandy-leather.com/en/leathercraft-classes?ip=true>


Bob Stelmack
Richland, WA

PSLAC Members Only Advertisement Page

Any PSLAC Member can advertise leather related products or services, subject to approval. Just send your text, picture and/or logo to stelmack@nwlink.com



Norm Lynds, Toolmaker
Mallets, Modelers, embossing tools, lifters
and others on request
Phone: (425) 357-1001
E-mail: sagerat2003@yahoo.com



Leather Accents
Custom Stitching Horses & Clams
John Wickstrom—Maker
Beautiful handcrafted wood
Call for information (360) 456-1688



Leather Companies & Sponsors Page



**Washington State Stores: Seattle, Tacoma,
Spokane**
(www.tandyleather.com)

Seattle, WA

14713 Aurora Ave N
Shoreline, WA 98133
Manager: Andy Stasiak
Phone: 206-417-6100

Tacoma, WA

13819 Pacific Ave S
Tacoma, WA 98444
Manager: Diana Vanwyck
Phone: 253-548-1100

Spokane, WA

1702 N. Monroe St.
Spokane, WA 99205
Manager: Jason Jones
Phone: 509-328-9939

RawHide Gazette
Contact : Ken Erickson
Treasurer: Jeff Bement
Secretary: Paula Marquis
Directors: Ken Erickson, Len Madison, Roger
Kaiser, Paula Marquis & Norm Lynds
The RawHide Gazette is published monthly
Address for information and correspondence:
PSLAC c/o Jeff Bement
3942 SW 329TH PLACE
FEDERAL WAY, WA 98023
EMail: pslac@pslac.org , Billing@pslac.org

PSLAC Membership:

- "a" Internet access to RawHide Gazette including Member only area & meeting attendance \$20/year. (1 Person)
- "b" US Postal Mail copy of RawHide Gazette including new Member only articles & meeting attendance \$30/year. (1 Person)
- "j" — Junior (16 and under) Internet access to RawHide
- Gazette including Member only area and meeting attendance \$10 per year.

All submissions are subject to editing for clarity and length.

All articles submitted must be accompanied by name, address and permission of writer

▼ **Support our sponsors and take advantage of the PSLAC Membership Discounts...** ▼

BRETTUNS VILLAGE LEATHER

Selling odd lots, miscellaneous overstocks, bargain leathers and leathercraft accessories, all from Maine, only online

Sides, Full Hides, Buckles, Key Rings, Laces, Thread, Tools, Rivets
Scrap Pieces, Elk & Buffalo Scrap

Always Free Shipping in the 48 States

www.brettunsvillage.com

Brettuns Village, Inc.

557 Lincoln St

Lewiston, ME 04240

TEL: (207)782-7863, FAX: (207)782-7448

Steve Derricott



Twister D Products

301 E. Bower St.

Meridian, Idaho 83742

(208) 884-3766 - Fax (208) 884-3767

A Division of Gfeller Casemakers, Inc.

www.lacemaster.com

Offering a 10% discount to the PSLAC members

Outside Washington
1-800-343-9949

(206) 328-0855
Fax: 328-0859

MACPHERSON

Leather Company

Leather, Shoe Finding and Saddlery

www.macphersonleather.com

Offering a 30-40% off retail discount to the PSLAC members

519 - 12th Avenue S.
Seattle, Washington 98144



Toll Free:
(800) 541-3264

**Bee Natural
Leathercare**

*The ultimate in
leather care prod-
ucts*

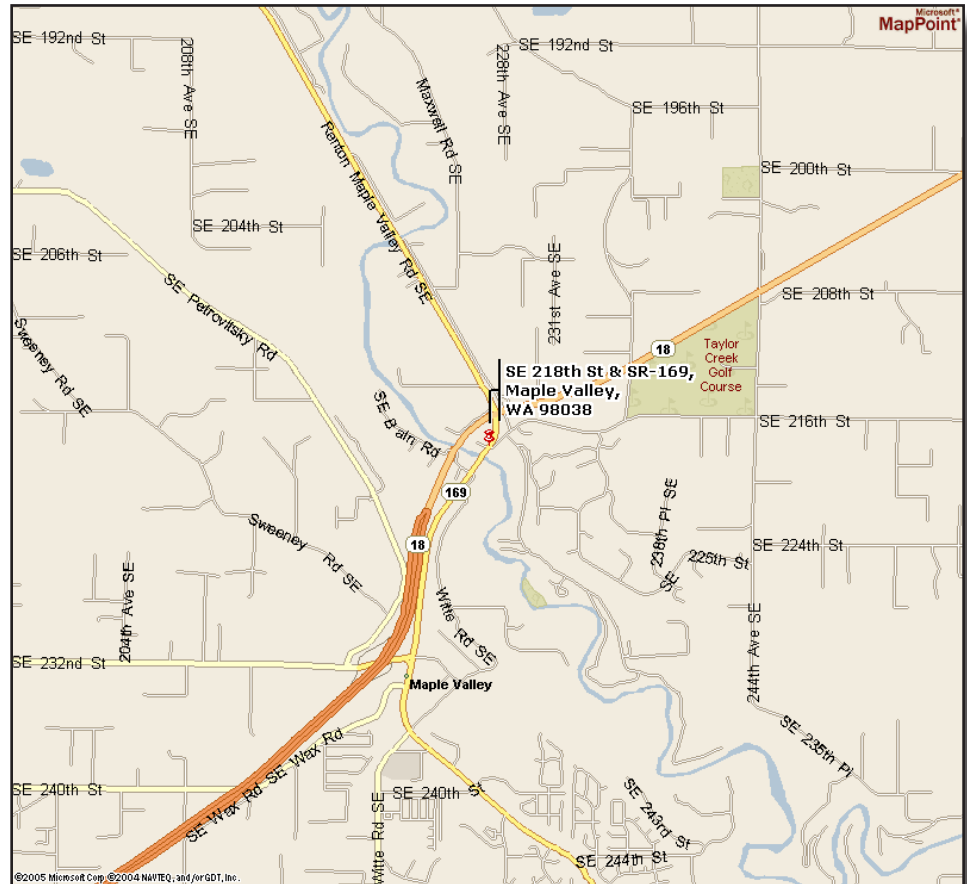
P.O. Box 820803, Vancouver, WA. 98682-0018
(360) 891-7178 , FAX: (360) 891-7166

Email: bnatura@pacifier.com

From I-405 take the SR169 exit and proceed toward Maple Valley on the Maple Valley Highway. In about 10 Miles you will reach the SE 216th/SE 218th Street intersection. Turn Right onto SE 218th (the downsloping hill on the left next to the Maple Valley Market parking lot) towards the big white/gray building next to the bridge (the Cedar Grange). The parking lot is on the first left.

From Highway 18 take the SE 231st, Junction 169, Maple Valley exit. Proceed to the Highway 169 (Maple Valley Highway) junction. Turn North (toward Renton) on Highway 169 and go about ¾ mile until you reach the SE 216th/SE 218th Street intersection. Turn left onto SE 218th (the downsloping hill on the left next to the Maple Valley Market parking lot) towards the big white/gray building next to the bridge (the Cedar Grange). The parking lot is on the first left.

From Issaquah take Front Street toward Hobart and Highway 18. In about 10 miles get on Highway 18 West heading toward Maple Valley and Auburn. Follow the Highway 18 instructions.



PSLAC c/o Jeff Bement
3942 SW 329TH PLACE
FEDERAL WAY, WA 98023

