

RawHide Gazette

Copyright © 2017 by PSLAC, All Rights Reserved

"Without question, the *RawHide Gazette* is by far the best and most informative and comprehensive Guild publications of all of them! You are to be commended for your very fine and professional efforts. Keep up the good work. With admiration"
/signed/

Al & Ann Stohlman, December 1997



<https://www.facebook.com/groups/579402962214064/>

PSLAC Website

<http://www.pslac.org/>

Puget Sound Leather Artisans Co-Op

February 2018

Hide Highlights

Page

- 1 Loyal PSLAC RawHide Gazette Readers
- 2 Older issues, pre-RawHide Gazette
- 3 Leather Tree Bark
- 4 Ken's Knothole
- 5 Jim Linnell's Upcoming Class in Spokane
- 6 Meeting Activities For February
- 6 A new members only advertisement: Knotty Linda
- 6 South-end PSLAC breakfast
- 6 Want to Know Local Tandy Class Schedules?
- 9 Meeting Directions to Cedar Grange #534

Our PSLAC MISSION is...

To further the enjoyment of leather and to help others learn more about the real joy of leather - working as a group and sharing ideas and knowledge of leather, its uses and how to use it. To pass on this knowledge to others and then have them pass it on to the new members who come later. A fellowship with peers, young and old, expert and non-expert, anyone who has the love of leather.

To show and demonstrate to people outside the Co-Op leather in all forms and try to help them to become interested in leather.

...to share...

time talent, with all others in the Co-Op, especially the young.

Loyal PSLAC RawHide Gazette Readers

The *Rawhide Gazette* is a renowned publication for Leather Workers of all skill levels and interests. In order to continue in our dedication to produce the highest quality publication possible we will be moving to a bimonthly (6 times a year) publication starting with the February 2018 issue. This move is to allow our members the time to develop new approaches to leatherworking along with quality articles. This approach should also facilitate the production of new "Members Articles" which are more detailed instructions and published separate from the *RawHide Gazette*.

Published since 1994 we have been known by "Leather and Stuff", "GETOLEATHER" and finally *RawHide Gazette*. Edited by Bob Stelmack for a large majority of the time with others taking on the duties at times. Those other editors were Chuck Carlson, Andy Stasiak, David Lyman and Roger Kaiser. The published articles are the original work of dozens of PSLAC Members over the years.

RawHide Gazette issues since 2001 are available on the PSLAC Website

www.pslac.org

...along with Members Articles which are available to active members of PSLAC. If you would like to read all of the *RawHide Gazette* issues 1994 to 2008 along with other information such as the Stamping Tool Database are available on the CD - also available on the website for \$29.95 plus shipping and handling. We are in the process

of updating the CD to include issues from 2009 - 2017. When the update is complete we will update the website.

Other changes to the website include a quick link to the tools/supplies needed for the next meeting project.

As always we appreciate contributions from any Leather Worker. Please send to:

pslacwebmaster@gmail.com

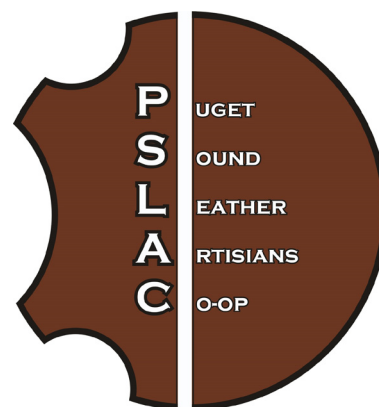
...and we will review for inclusion in the *RawHide Gazette*.

Thank You for your continued support - The PSLAC Directors -

Ken Erickson
Len Madison
Roger Kaiser
Paula Marquis
Norm Lynds

"Without question, the *RawHide Gazette* is by far the best and most informative and comprehensive Guild publications of all of them! You are to be commended for your very fine and professional efforts. Keep up the good work. With admiration"
/signed/

Al & Ann Stohlman, December 1997



❖ THE GETOLEATHER ❖

Volume 1 Issue 4

Puget Sound Leather Artisans Co-Op Newsletter

April 1995


Last Months Meeting

The March meeting at the home of Chuck Carlson was fun, interesting and educational. It began with Chuck having to endure a lot of teasing for not knowing where he lived when making his map. Chuck demonstrated the designing and making of Geometric patterns. He stressed that precision is the most important factor because the eye will automatically go to the flaw in a geometric design. Knots, how to tie them and their uses on leather work were also shown. A valiant attempt to follow Chuck's instructions for tying a turks head knot was made with varying success. Hilarious! Chuck also demonstrated the making of a 'Mystery Braid' for belts, bracelets etc. suggesting that dying the leather before cutting the slits and then dying the inside edges of the slits before braiding, makes for a much neater finished product.

Fairs and Craft Shows

Interested in marketing your work through the various Fairs and Craft Shows? We have 2 books telling where shows are throughout the State of Washington. They will be brought to the next meeting at Jan and Andy's house. Check them out while you are there. Some shows require that a booth contain only the work of the exhibitor. Booth fees vary. Many shows require that pictures of your work be submitted for the jury process. It may be to late for some shows, but there are over 720 shows listed for the year. Bill Churchill and Deb Laudadio will have copies. Call them for info.

This Months Meeting



Come and feast on Andy's world famous BB Que hamburgers and chicken. You owe yourself this treat.

Jan and Andy Stasiak will host the April meeting in their home, at 1003 5th Place, Mukilteo, (206) 513 1880.

Topic of discussion will be 'Pricing Marketing' your products. Andy also take some time to demonstrate new clicker and other 'toys'. Help with the food in the form salad, desert, soft drinks or \$ to d the cost of the meat will be appreciate

We will start the meeting promptly : 2:00 P.M. At this point I would like suggest that we follow 'Robert's R of Order' to facilitate an even flow information.

2:00 - 3:00	Presentation
3:00 - 3:30	Old Business
3:30 - 4:00	New Business
4:00 - Andy's world famous BB-Que	

You are invited to stay as long as you like, don't go home hungry.

Puyallup Fair

Rmember to start your projects for the Fair early. The Fair dates are Sept. 8 to Sept. 24. Your items need to be delivered to the Hobby Hall at the Fair grounds by Aug. 28th. We may be able to have 2-3 people who will be responsible to take our projects out to the Fair, that way we won't have 35 people having to make the trip. Remember it is up to you to specify which category you are displaying in and make a note if there are any special display requirements for your project. The Co-Op needs a large number of entries or we may lose the opportunity to participate next year. This year a Masters/Professional Division has been added. If you teach the art or sell for profit i.e. make a substantial portion of your income from leather, then you will be required to display in this division

LEATHER AND STUFF!

Hi FELLOW LEATHERWORKERS -

I HOPE YOU ALL HAD A TERRIFIC SUMMER. WE'RE PROBABLY ALL BACK FROM OUR VACATIONS AND SUCH, SO WHY NOT HAVE A GET-TOGETHER? WE'RE GOING TO MEET AT GENERAL SEYMOUR'S NEW HOME IN ORTING. YES, ITS TRUE, GENERAL ACTUALLY MOVED TO SOMEPLACE WE CAN ALL FIND. I'VE INCLUDED A MAP. IT WILL BE ON SUNDAY, SEPT. 25, FROM 2-5 PM.

THIS IS A VERY IMPORTANT MEETING. PLEASE BRING ALONG YOUR IDEAS REGARDING WHAT A CO-OP GROUP COULD DO FOR YOU. IN OTHER WORDS, WHAT DIRECTION WOULD YOU LIKE TO SEE THE MEETINGS GO? WHAT KIND OF KNOWLEDGE AND/OR DEMONSTRATIONS WOULD BE THE MOST MEANINGFUL TO YOU? LET'S FACE IT - FOLKS WILL ONLY ATTEND IF THEY KNOW THEY WILL LEAVE FEELING THEY GAINED SOMETHING AND LOOK FORWARD TO THE NEXT MEETING.

CONGRATULATIONS TO EVERYONE WHO ENTERED ITEMS IN THE PUYALLUP FAIR THIS YEAR. THERE WERE A TOTAL OF 35 ENTRIES IN 10 CATEGORIES - THE BEST SHOWING WE'VE EVER HAD! WAY TO GO!!! I WENT DOWN AND MADE A LIST OF WINNERS AND I'VE ENCLOSED THE LIST.

I WANT TO OFFER MY SPECIAL THANKS TO LARRY RIEKENA, OUR JUDGE FOR THIS YEAR. LARRY HAS, IN MY OPINION, AN EXTREMELY DIFFICULT TASK WHEN HE JUDGES AT THE FAIR. MOST OF US, AT ONE TIME OR ANOTHER, PROUDLY BRING OUR

SEPTEMBER 1994

WORK IN TO TANDY'S TO SHOW OFF WHAT WE CREATED. AND THEN THE FAIR COMES ALONG AND WE ENTER THOSE SAME ITEMS IN THE FAIR. NOW, LARRY HAS THE VERY HARD TASK OF "IGNORING" THE FACT THAT HE MAY RECOGNIZE THE ARTICLE. HE DOES THIS WITH A "POINT" GRABING SYSTEM. ITEMS ARE SCORED ON SUCH THINGS AS ORIGINALITY, CRAFTSMANSHIP AND ARTISTIC QUALITY - AND ALL ITEMS ARE FAIRLY AWARDED RIBBONS ON THEIR INDIVIDUAL MERIT, PERIOD. I KNOW THIS ISN'T RUSHED THROUGH EITHER - LARRY SPENT 3 1/2 HOURS JUDGING THIS YEARS ENTRIES. THANKS LARRY - YOU ARE GREATLY APPRECIATED. MOST OF US HAVE, IN SOME WAY OR ANOTHER, BENEFITED FROM YOUR TIPS AND WISDOM OVER THE YEARS. AND THIS HELP HAS ENABLED US TO CREATE THOSE AWARDS WINNING PROJECTS.

I'M LOOKING FORWARD TO SEEING ALL OF YOU AT GENERAL'S ON THE 25TH. IF YOU HAVE ANY ADDRESS CORRECTIONS, NAMES THAT SHOULD BE ADDED TO THE MAILING LIST OR COMMENTS ABOUT THE NEWSLETTER OR ANY MEETING, WRITE OR CALL :

CHUCK CARLSON
% ANCHOR LEATHER
3004 FOREST RIDGE CT. S.
PUYALLUP, WA. 98374
(206) 770-0177

Chuck Carlson



Older issues, pre-Rawhide Gazette

Leather Tree Bark

The project for the **January meeting** was tree bark. Prior to the meeting we were to query tree bark on the Internet and print out a copy of bark we wanted to do.

Bark is the skin of the tree, and is different in each type of tree. As the tree grows the bark cannot expand with the growth, so it starts cracking. Some of these layers will flake off, such as eucalyptus or birch, some will grow to a depth of several inches, such as fir and redwood. Damage happens by lightning strikes, bird or animal damage, broken branches causing knots, etc. Some will be completely missing exposing the woody part of the tree. Between the bark and the woody part is the cambium layer which moves the nutrients from the roots to the rest of the tree for its growth. In some areas the bark may be completely removed exposing bare wood. In these areas the cambium layer no longer exists and the wood dries and seals itself. No pattern really is needed. Draw the basic outlines on the leather itself. Some of the textures can be done with a beveler. Some started with a swivel knife cutting the line and beveling it. Some will need undercutting the swivel knife cut with a lifter or modified lifter. If large flakes are wanted, undercut the swivel knife cut with the lifter and deepen it with a swivel knife and lift it. This can also be done with a burner. The only real difference is no lifting.

Norm



Ken's Knothole

Time again to put a reminder into the Gazette about the upcoming **Cascade Mountain Men 2018 Muzzle loading Arms & Pioneer Craft Show**, March 10th (9 to 5) and March 11th (9 to 3) at the Evergreen State Fairgrounds in Monroe, WA. It's the largest show of its kind, with over 300 traders from all over the country, selling muzzle loading

firearms and parts, trade beads, leather goods, period clothing (US Colonial period 1700's through the Civil War), arts and crafts, books, furs and leather. It's a fun and very colorful event, with the traders and lots of the people from local black powder clubs all dressed in period clothing, and with live demonstrations of blacksmithing, wool spinning, ceramics and wood carving. I'll

have 2 tables there and also look for **Andy**, with **Tandy Leather**, they'll have a booth. Hope to see you there.

<http://www.cascademountainmen.com/gunshow.html>

Ken



Cascade Mountain Men Muzzle Loading Arms and Pioneer Craft Show March 10 & 11, 2018

Saturday 9 am to 5 pm / Sunday 9 am to 3 pm
Evergreen State Fairgrounds

Monroe, Washington

Presented by Cascade Mountain Men, Inc.

Commemorating the Fur Trade and Colonial America

Traditional (pre-1840) Muzzle Loading firearms (original, custom and production replicas, gun building kits). Come talk to custom gun builders. Learn about their craft.

Muzzle Loading Gun Parts and Accessories – Shooting Supplies – Leather & Fur Goods – Period Clothing and Camping Gear – Early & Native American Crafts – Primitive Archery – Trade Goods – Craft Supplies – Beads – Art – Historical and How-to Books.

LARGEST SHOW of its KIND!!! Traders and exhibitors from across the country.

LIVE DEMONSTRATIONS: Blacksmith making hand forged iron/steel implements of the period. Wool Spinning – Hand Weaving – Wood Carving and more!

See how the pioneers and buck skimmers lived on the trail.

Admission: \$8 per day
Under 16 must be accompanied by an adult. Ages 12 and under are admitted FREE.



PO Box 1296

Issaquah, WA 98027-1296

www.cascademountainmen.com

Trader information: 425-890-7208

For directions visit: www.evergreenfair.org/sitemap.html

14405 179th Ave SE, Monroe, WA 98272



Jim Linnell's Upcoming Class in Spokane

- Class #1 Floral and Bucking Bronco
- Class #2 Floral and Bronco with Flag
- Class #3 3-D Feather and scene
- Class #4 Floral and 3-D Feather
- Class #5 3-D Longhorn Skull
- Class #6 3-D Ponderosa Pine Cones
- Class #7 Swivel Knife Finesse - This may offered in conjunction with the other classes



Ken Bush sent this out. If you have a preference class just send an email to pslac web m,aster (pslacwebmaster@gmail.com) and will contact Ken with your results.

To all:

Jim Linnell 's class in Spokane has been rescheduled to March 24-25.

I sent out a questionnaire on class preferences last year and got a few responses from you. However AOL went through a major upgrade recently and it forced me to change the manner in which I send out these notices. So please bear with me as I need your help in correcting my mailing list as you may end up getting two of these notices..

Firstly, if you want to continue receiving notices from me about upcoming leathercraft classes, please reply to this email asap. If I don't hear from you I will assume that it is ok to remove your address from the list.

Secondly, please indicate once again which of Jim's classes you want to see him present here in Spokane. It is okay to select more than one as that may help him better determine which one to offer.

Once the class is determined, we will let you know actual costs, tools needed and other bits of information.

Meeting Activities For February

For the February meeting we will be making a **Pen and Pencil Holder** with **Leo Schutter**.

Here is the list of supplies needed:

- 3-1/8" leather round
- 7-8oz. Leather 6" x 6"
- Cutting knife
- Stiffer Rawhide or similar
- Liner material 6" x 6"
- Compass or Edge Groover
- Hole punches 5/16" and 3/8"
- Stitching wheel 6 or 7 to the inch
- Thread/Needles

Any tools you want to use to put design on leather or rounder.

Would also suggest you bring the following:

- Stitching awl
- Tooling stone, mallet and water dish, sponge.
- Edging burnisher

Think we've got everything covered.

Should be a good and fun workshop, looking forward to see what we all do.

See you all at the meeting.

Paula Marquis

A new members only advertisement: Knotty Linda

Linda is the famous re-seller of Kangaroo Leather Lace produced by the prestigious Packer Leather Tannery of Australia. "Once you do roo, you'll never do moo!!"

Contact information:
Knotty Linda, Leathercrafter
2040 White Birch Rd
Sidney BC Canada
Call : 250-812-3958
<http://www.knottylinda.com/>
Email: knottylinda@gmail.com

South-end PSLAC break-fast

Held at Homestead Restaurant on the 3rd Saturday of the month in Tacoma still, but the time is 9 am instead of 8:30 am.

Want to Know Local Tandy Class Schedules?

Well, Tandy has an on-line list of the schedules at:

<https://www.tandyleather.com/en/leathercraft-classes?ip=true>


Bob Stelmack
Richland, WA

PSLAC Members Only Advertisement Page

Any PSLAC Member can advertise leather related products or services, subject to approval. Just send your text, picture and/or logo to stelmack@nwlink.com



Norm Lynds, Toolmaker
Mallets, Modelers, embossing tools, lifters
and others on request
Phone: (425) 357-1001
E-mail: sagerat2003@yahoo.com



Leather Accents
Custom Stitching Horses & Clams
John Wickstrom—Maker
Beautiful handcrafted wood
Call for information (360) 456-1688



Kangaroo Leather Lace! Linda Brown (AKA Knotty Linda)

Aqua	Burgundy	Dove Gray	Jade	Navy	Roan	Yellow	Gold
Black	Cerise	F. Green	Lavender	Orange	Royal Blue	Whiskey	Pewter
Brandy	Chocolate	Hot Pink	L. Green	Purple	Soft Pink	White	Silver
	D. Brown	Jacaranda	Natural	Red	Saddle Tan	Bronze	

www.knottylinda.com knottylinda@gmail.com (250) 812-3958
<https://www.facebook.com/KnottyLindaLeathercrafter>

Knotty Linda, Leathercrafter
2040 White Birch Rd
Sidney BC Canada
Call : 250-812-3958
<http://www.knottylinda.com/>
Email: knottylinda@gmail.com



Leather Companies & Sponsors Page



**Washington State Stores: Seattle, Tacoma,
Spokane**
(www.tandyleather.com)

Seattle, WA

14713 Aurora Ave N
Shoreline, WA 98133
Manager: Andy Stasiak
Phone: 206-417-6100

Tacoma, WA

13819 Pacific Ave S
Tacoma, WA 98444
Manager: Diana Vanwyck
Phone: 253-548-1100

Spokane, WA

1702 N. Monroe St.
Spokane, WA 99205
Manager: Jason Jones
Phone: 509-328-9939

RawHide Gazette
Contact : Ken Erickson
Treasurer: Jeff Bement
Secretary: Paula Marquis
Directors: Ken Erickson, Len Madison, Roger
Kaiser, Paula Marquis & Norm Lynds
The RawHide Gazette is published monthly
Address for information and correspondence:
PSLAC c/o Jeff Bement
3942 SW 329TH PLACE
FEDERAL WAY, WA 98023
EMail: pslac@pslac.org , Billing@pslac.org

PSLAC Membership:

- "a" Internet access to RawHide Gazette including Member only area & meeting attendance \$20/year. (1 Person)
- "b" US Postal Mail copy of RawHide Gazette including new Member only articles & meeting attendance \$30/year. (1 Person)
- "j" — Junior (16 and under) Internet access to RawHide
- Gazette including Member only area and meeting attendance \$10 per year.

All submissions are subject to editing for clarity and length.

All articles submitted must be accompanied by name, address and permission of writer

▼ **Support our sponsors and take advantage of the PSLAC Membership Discounts... ▼**

BRETTUNS VILLAGE LEATHER

Selling odd lots, miscellaneous overstocks, bargain leathers and leathercraft accessories, all from Maine, only online

Sides, Full Hides, Buckles, Key Rings, Laces, Thread, Tools, Rivets
Scrap Pieces, Elk & Buffalo Scrap

Always Free Shipping in the 48 States

www.brettunsvillage.com

Brettuns Village, Inc.

557 Lincoln St

Lewiston, ME 04240

TEL: (207)782-7863, FAX: (207)782-7448

Steve Derricott



Twister D Products

301 E. Bower St.

Meridian, Idaho 83742

(208) 884-3766 - Fax (208) 884-3767

A Division of Gfeller Casemakers, Inc.

www.lacemaster.com

Offering a 10% discount to the PSLAC members

**Outside Washington
1-800-343-9949**

**(206) 328-0855
Fax: 328-0859**

MACPHERSON

Leather Company

Leather, Shoe Finding and Saddlery

www.macphersonleather.com

Offering a 30-40% off retail discount to the PSLAC members

**519 - 12th Avenue S.
Seattle, Washington 98144**



**Toll Free:
(800) 541-3264**

**Bee Natural
Leathercare**

*The ultimate in
leather care prod-
ucts*

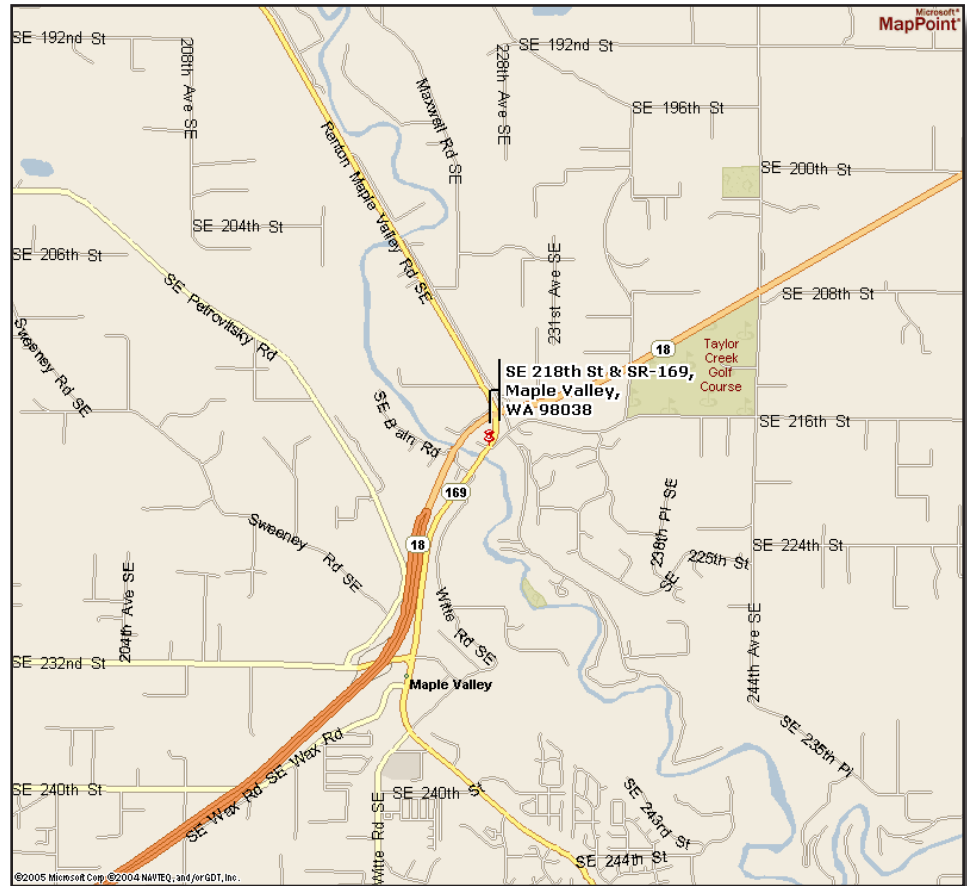
P.O. Box 820803, Vancouver, WA. 98682-0018
(360) 891-7178 , FAX: (360) 891-7166

Email: bnatura@pacifier.com

From I-405 take the SR169 exit and proceed toward Maple Valley on the Maple Valley Highway. In about 10 Miles you will reach the SE 216th/SE 218th Street intersection. Turn Right onto SE 218th (the downsloping hill on the left next to the Maple Valley Market parking lot) towards the big white/gray building next to the bridge (the Cedar Grange). The parking lot is on the first left.

From Highway 18 take the SE 231st, Junction 169, Maple Valley exit. Proceed to the Highway 169 (Maple Valley Highway) junction. Turn North (toward Renton) on Highway 169 and go about ¾ mile until you reach the SE 216th/SE 218th Street intersection. Turn left onto SE 218th (the downsloping hill on the left next to the Maple Valley Market parking lot) towards the big white/gray building next to the bridge (the Cedar Grange). The parking lot is on the first left.

From Issaquah take Front Street toward Hobart and Highway 18. In about 10 miles get on Highway 18 West heading toward Maple Valley and Auburn. Follow the Highway 18 instructions.



PSLAC c/o Jeff Bement
3942 SW 329TH PLACE
FEDERAL WAY, WA 98023

