

# Raw Hide Gazette

Copyright © 2017 by PSLAC, All Rights Reserved

"Without question, the *Raw Hide Gazette* is by far the best and most informative and comprehensive Guild publications of all of them! You are to be commended for your very fine and professional efforts. Keep up the good work. With admiration"

/signed/

Al & Ann Stohlman, December 1997



<https://www.facebook.com/groups/579402962214064/>

PSLAC Website

<http://www.pslac.org/>

Puget Sound Leather Artisans Co-Op

February 2019

## Hide Highlights

### Page

- 2 January Workshop with John Wickstrom
- 3 December PSLAC Meeting
- 4 Making a Christmas Stocking
- 5 Roger and Debbie's Sycamore Leaf Candle Holders
- 6 Darlene's Fishing Rod Case
- 6 David's Purse
- 9 Meeting Directions to Cedar Grange #534



John Wickstrom's Grand Champion ribbon (see page 3) and his January workshop demonstration (see page 2)

### Our PSLAC MISSION is...

To further the enjoyment of leather and to help others learn more about the real joy of leather - working as a group and sharing ideas and knowledge of leather, its uses and how to use it. To pass on this knowledge to others and then have them pass it on to the new members who come later. A fellowship with peers, young and old, expert and non-expert, anyone who has the love of leather.

To show and demonstrate to people outside the Co-Op leather in all forms and try to help them to become interested in leather.

...to share...

time talent, with all others in the Co-Op, especially the young.



## January Workshop with John Wickstrom

January's work session was to start the coloring (dyeing) process on the pattern that he had given us earlier. The 8 step list is below. As can be seen by reading the list, this process covers several days, and our session was only a few hours. Thus, this session was treated as a learning and practice session.

The attached photos will show the project from completed bare carving through to a finished carving attached to a notebook.

John's instructions for the coloring project. Use water clean up dyes (Professional water stain - Example:-Tandy Eco Flo dyes)

1. Dye all small detail areas and let dry for 24 hours.

2. Use Neat Lac (original) or Wyo Sheen and coat all areas that are to be left light as possible.

3. After 2 coats (each drying over night) color background and inside scroll. Let dry overnight.

4. Coat background and inside scroll with Wyo Sheen.

5. Color outside tooled area.

6. Color outside the tooled area and let dry.

7. Use a sheep's wool pad the apply Antique Jell over the project. Wipe with paper towels.

8. Coat entire project with Tan Kote and wipe off quickly with paper towel.

**Norm**



Bare carving



Starting step #2



Step #4



Somewhere in step #4



Finished project



## December PSLAC Meeting

The December meeting, which is our annual Christmas lunch and gift exchange was well attended.

The food table was heavily laden with salads, cheese, crackers, and vegetables for starters, and various hot dishes for the meal. For dessert there was various cookies, cakes and pies.

For the gift exchange, everyone who brought a gift was given a numbered ticket, and when your number came up you chose a gift from the table and opened it to show it off. The club policy is the gift should be something that you have made.

**John Wickstrom** brought a purse that he had made and entered into the National Veterans Creative "Arts Festival, which was held in Des Moines, Iowa. This festival includes a multitude of different arts and crafts, from singing and dancing to writing, woodwork, leather work, pottery, and others. Over 3500 entrants participated.

The purse was a kit that he had for a long time and didn't remember where he got it, but he drew the pattern for the carving. He won Grand Champion in his division.

The festival flew the 160 winners to Des Moines, put them up in the Mar-

riott for a very full 5 days of tours, talks, meetings, and ceremonies. John said that he and Gladys were very exhausted by the time it was over, but was a very nice experience.

John also passed out patterns for the January project.

**Norm**





## Making a Christmas Stocking

David Livingston led the project for the November meeting which was making a Christmas stocking. He had previously passed out patterns. Base for the project was colored leather for the body of the stocking. Other additions included banding at the top, which could be other colored leather or hair covered pieces.

The front and back portions were cut out and the trim pieces stitched on. The back piece could either be stitched or laced to the front.

Darlene brought her cowboy cuffs, which she had entered in the Washington State fair and won both first place and Grand Champion in her class.


Norm



*Darlene's cowboy cuffs, with both first place and Grand Champion in her class at the fair.*



**Roger and Debbie's Sycamore  
Leaf Candle Holders**







**Darlene's Fishing Rod Case**



**David's Purse**






# PSLAC Members Only Advertisement Page

Any PSLAC Member can advertise leather related products or services, subject to approval. Just send your text, picture and/or logo to [stelmack@nwlink.com](mailto:stelmack@nwlink.com)



**Norm Lynds, Toolmaker**  
Mallets, Modelers, embossing tools, lifters  
and others on request  
Phone: (425) 357-1001  
E-mail: [sagerat2003@yahoo.com](mailto:sagerat2003@yahoo.com)



**Leather Accents**  
**Custom Stitching Horses & Clams**  
**John Wickstrom—Maker**  
*Beautiful handcrafted wood*  
Call for information (360) 456-1688



**Kangaroo Leather Lace! Linda Brown (AKA Knotty Linda)**

Aqua	Burgundy	Dove Gray	Jade	Navy	Roan	Yellow	
Black	Cerise	F. Green	Lavender	Orange	Royal Blue	Whiskey	Gold
Brandy	Chocolate	Hot Pink	L. Green	Purple	Soft Pink	White	Pewter
	D. Brown	Jacaranda	Natural	Red	Saddle Tan	Bronze	Silver

[www.knottylinda.com](http://www.knottylinda.com) [knottylinda@gmail.com](mailto:knottylinda@gmail.com) (250) 812-3958  
<https://www.facebook.com/KnottyLindaLeathercrafter>

**Knotty Linda, Leathercrafter**  
2040 White Birch Rd  
Sidney BC Canada  
Call : 250-812-3958  
<http://www.knottylinda.com/>  
Email: [knottylinda@gmail.com](mailto:knottylinda@gmail.com)



# Leather Companies & Sponsors Page



**Washington State Stores: Seattle, Tacoma,  
Spokane**  
(www.tandyleather.com)

**Seattle, WA**

14713 Aurora Ave N  
Shoreline, WA 98133  
Manager: Andy Stasiak  
Phone: 206-417-6100

**Tacoma, WA**

13819 Pacific Ave S  
Tacoma, WA 98444  
Manager: Diana Vanwyck  
Phone: 253-548-1100

**Spokane, WA**

1702 N. Monroe St.  
Spokane, WA 99205  
Manager: Jason Jones  
Phone: 509-328-9939

**RawHide Gazette**  
Contact : Ken Erickson  
Treasurer: Jeff Bement  
Secretary: Paula Marquis  
Directors: Ken Erickson, Len Madison, Roger  
Kaiser, Paula Marquis & Norm Lynds  
The RawHide Gazette is published monthly  
Address for information and correspondence:  
PSLAC c/o Jeff Bement  
3942 SW 329TH PLACE  
FEDERAL WAY, WA 98023  
E-Mail: pslac@pslac.org , Billing@pslac.org

**PSLAC Membership:**

- "a" Internet access to RawHide Gazette including Member only area & meeting attendance \$20/year. (1 Person)
- "b" US Postal Mail copy of RawHide Gazette including new Member only articles & meeting attendance \$30/year. (1 Person)
- "j" — Junior (16 and under) Internet access to RawHide
- Gazette including Member only area and meeting attendance \$10 per year.

All submissions are subject to editing for clarity and length.

All articles submitted must be accompanied by name, address and permission of writer

▼ Support our sponsors and take advantage of the PSLAC Membership Discounts... ▼

**BRETTUNS VILLAGE LEATHER**

Selling odd lots, miscellaneous overstocks, bargain leathers and leathercraft accessories, all from Maine, only online

Sides, Full Hides, Buckles, Key Rings, Laces, Thread, Tools, Rivets  
Scrap Pieces, Elk & Buffalo Scrap

**Always Free Shipping in the 48 States**

**www.brettunsvillage.com**

Brettuns Village, Inc.

557 Lincoln St

Lewiston, ME 04240

TEL: (207)782-7863, FAX: (207)782-7448

**Steve Derricott**



**Twister D Products**

**301 E. Bower St.**

**Meridian, Idaho 83742**

**(208) 884-3766 - Fax (208) 884-3767**

**A Division of Gfeller Casemakers, Inc.**

[www.lacemaster.com](http://www.lacemaster.com)

*Offering a 10% discount to the PSLAC members*

**Outside Washington  
1-800-343-9949**

**(206) 328-0855  
Fax: 328-0859**

**MACPHERSON**

*Leather Company*

Leather, Shoe Finding and Saddlery

[www.macphersonleather.com](http://www.macphersonleather.com)

*Offering a 30-40% off retail discount to the PSLAC members*

**519 - 12th Avenue S.  
Seattle, Washington 98144**



**Toll Free:  
(800) 541-3264**

**Bee Natural  
Leathercare**

*The ultimate in  
leather care prod-  
ucts*

P.O. Box 820803, Vancouver, WA. 98682-0018  
(360) 891-7178 , FAX: (360) 891-7166

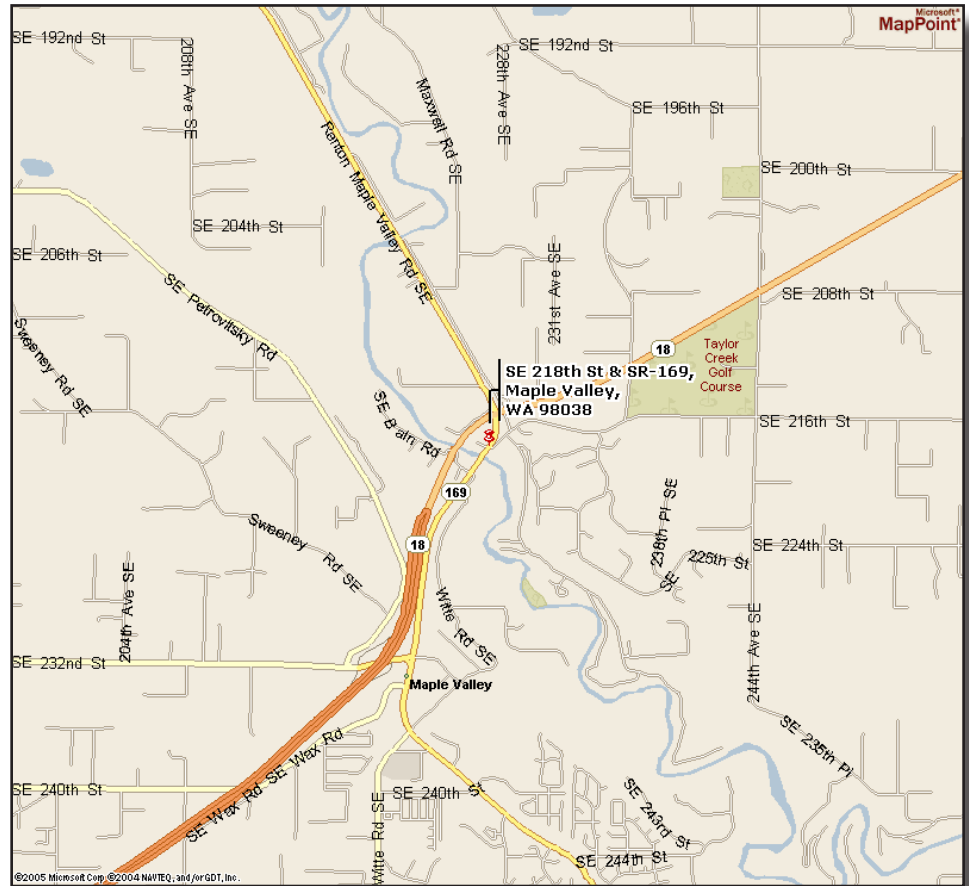
Email: [bnatura@pacifier.com](mailto:bnatura@pacifier.com)



**From I-405** take the SR169 exit and proceed toward Maple Valley on the Maple Valley Highway. In about 10 Miles you will reach the SE 216th/SE 218th Street intersection. Turn Right onto SE 218th (the downsloping hill on the left next to the Maple Valley Market parking lot) towards the big white/gray building next to the bridge (the Cedar Grange). The parking lot is on the first left.

**From Highway 18** take the SE 231st, Junction 169, Maple Valley exit. Proceed to the Highway 169 (Maple Valley Highway) junction. Turn North (toward Renton) on Highway 169 and go about ¾ mile until you reach the SE 216th/SE 218th Street intersection. Turn left onto SE 218th (the downsloping hill on the left next to the Maple Valley Market parking lot) towards the big white/gray building next to the bridge (the Cedar Grange). The parking lot is on the first left.

**From Issaquah** take Front Street toward Hobart and Highway 18. In about 10 miles get on Highway 18 West heading toward Maple Valley and Auburn. Follow the Highway 18 instructions.



PSLAC c/o Jeff Bement  
3942 SW 329TH PLACE  
FEDERAL WAY, WA 98023

